

BOWL GAME 1

2003 COUGAR FOOTBALL 2003 COUGAR FOOTBALL 2003 COUGAR FOOTBALL 2003 COUGAR FOOTBALL

ROSE BOWL

PASADENA, CALIF.
 JANUARY 1, 1916
 FINAL WSU RECORD: 7-0-0

ROSTER

- 6 Harry "Hack" Applequist, g
- 14 Benton Bangs, h
- 10 Ralph Boone, h
- 7 Bert Brooks, t
- 2 Ace Clark (Captain)
- 8 Carl Deitz, f
- 15 Basil Doane, f
- 12 Arthur "Bull" Durham, qb
- 5 M. Ray Finney, g
- 3 Roland M. "Fish" Fishback, g
- 11 Dick Hanley, h
- 17 Walter Herreid, t
- 21 Earl King, g
- 4 Albert Langdon, c
- 9 Ray Loomis, e
- 16 Silas Stites, g
- 1 Clarence Zimmerman, e
- Frank Michaels
- Clarence Boone

HEAD COACH



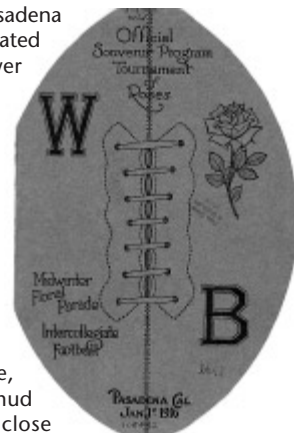
William "Lone Star" Dietz

1915 RESULTS

- 28-3 Oregon
- 29-0 @ Oregon State
- 41-0 @ Idaho
- 27-7 Montana
- 17-0 Whitman
- 48-0 @ Gonzaga
- 14-0 Brown (Rose Bowl)

WSU 14, BROWN 0

A crowd of 10,000 was on hand at the Pasadena Rose Bowl January 1 to watch as undefeated Washington State took on eastern power Brown University in the first of the continuous Rose Bowls. WSU used third and fourth quarter touchdown runs by Ralph Boone and Carl Deitz to shutout the Bruins 14-0. Brown entered the game a two-to-one favorite, despite a modest 5-3-1 record. The Bruins' 3-0 win over Yale was the key accomplishment that earned the Rhode Island team an invitation to play in the Rose Bowl. A cold spell, followed by a heavy rain and some snow for three days prior to the game, turned the playing field into a sea of mud that slowed both teams. Brown came close to scoring twice in the first half, but each time Washington State's defense, which had allowed just one field goal and one touchdown all season, rose to the task and halted the Bruins short of the goal line, once at the four yard line. Bruin star Fritz Pollard gained just 47 yards in 13 carries. Pollard later became the first black named to a Walter Camp All-America team and was the first black head coach in the National Football League. In the second half WSU's size advantage began to pay off as the Cougars took command, scoring once in each quarter. WSU's preparation for the game had been, to say the least, odd. Coach William "Lone Star" Dietz, out of the Carlisle Indian School, and his Cougar squad served as extras in the football film "Tom Brown of Harvard" each morning, then practiced for the bowl game during the afternoon. Each WSU player earned \$100 for the 14 mornings of movie work. During practice sessions, Dietz appeared in his "classic" coaching attire: a silk hat, Prince Albert cutaway coat, striped pants, yellow gloves, and a walking stick. Originally known as the Pasadena Tournament of Roses East-West game (it was 1923 when the real Rose Bowl facility was completed that the name changed), the WSU-Brown game was played at Tournament Park.



BROWN	0	0	0	0	0
WASHINGTON STATE	0	0	7	7	14

TEAM	QTR	SCORING PLAY
WSU	3	Boone 3 run (Durham kick)
WSU	4	Dietz 4 run (Durham kick)

ATTENDANCE—10,000



Washington State University's undefeated 1915 team met eastern power Brown University in the 1916 Rose Bowl and won 14-0, completing an undefeated season. The 1916 game was the first of the continuous Rose Bowl contests.

2002 IN REVIEW COUGAR HISTORY WSU OPPONENTS PLAYER PROFILES WSU COACHES 2003 OUTLOOK

BOWL GAME 2

2003 COUGAR FOOTBALL 2003 COUGAR FOOTBALL 2003 COUGAR FOOTBALL 2003 COUGAR FOOTBALL

ROSE BOWL

PASADENA, CALIF.
 JANUARY 1, 1931
 FINAL WSU RECORD: 9-1-0, 6-0-0

ROSTER

- 3 Harold Ahlskog, t
- 2 Stanley Bishop, q
- 4 Henry Butherus, f
- 7 Walter Camp, t
- 9 Mentor Dahlen, q
- 10 Mike Davis, h
- 12 Glenn "Turk" Edwards, t
- 6 Carl Ellingsen, h
- 47 Art Freeborg, q
- 43 Bill Goodwin, t
- 19 Fred Green, g
- 22 Joe Hansen, c
- 39 Sam Hansen, e
- 56 Homer Hein, e
- 8 Mel Hein, c
- 17 George Hill, e
- 11 Lou Hull, h
- 28 George Hurley, g
- 38 John Hurley, e
- 15 Ralph Jackson, t
- 52 Virgil Jackson, t
- 24 DeWayne Johnson, f
- 20 Oscar Jones, h
- 21 Porter Lainhart, h
- 27 Ray Luck, q
- 40 Wilbur Luft, q
- 26 Lyle Maskell, e
- 16 Frank Mitchell, g
- 30 Howard Morgan, c
- 29 Howard Moses, h
- 41 Jack Parodi, g
- 50 George Sanders, h
- 5 Emmett Schroeder, h
- 33 Elmer Schwartz, f
(Captain)
- 37 Clement Senn, g
- 49 Stan Shaw, e
- 48 Leonard Soike, c

- 34 Arnold Soley, f
- 35 Bill Tonkin, q
- 57 Frank Wallulis, t
- 36 Harold Yap, g

1930 RESULTS

- 47-12 College of Idaho
- 16-0 @ California
- 7-6 USC
- 24-0 @ Gonzaga
- 61-0 Montana
- 14-7 # Oregon State
- 33-7 @ Idaho
- 3-0 @ Washington
- 13-0 @ Villanova
- 0-24 Alabama (Rose Bowl)
- # = Played in Portland


HEAD COACH



O.E. "Babe" Hollingbery

ALABAMA 24, WSU 0

The Alabama Crimson Tide used a second-quarter blitz, including touchdown runs of one and 43 yards by quarterback Monk Campbell, to post a 24-0 win over previously undefeated Washington State in the 17th Rose Bowl game, viewed by 65,000 fans. Alabama's coach was Wallace Wade, who had been a member of the Brown University team that lost to WSU in the 1916 Rose Bowl. Wade, during his career, coached in five Rose Bowls.



ALABAMA	0	21	3	0	24
WASHINGTON STATE	0	0	0	0	0

TEAM	QTR	SCORING PLAY
Alabama	2	Suther 62 pass from Moore (Campbell kick)
Alabama	2	Campbell 1 run (Campbell kick)
Alabama	2	Campbell 43 run (Campbell kick)
Alabama	3	Whitworth 40 field goal

ATTENDANCE—65,000



"Babe" Hollingbery's fifth Cougar team went a perfect 9-0-0 to earn a Rose Bowl berth in 1930, including a 6-0 mark during the Pacific Coast Conference schedule. Included in the list of Cougar victims were California 16-0, USC 7-6, Washington 3-0 and Villanova 13-0. Two members of the WSU team later earned recognition in the College Football Hall of Fame, Mel Hein and Glen "Turk" Edwards.

2003 OUTLOOK WSU COACHES PLAYER PROFILES WSU OPPONENTS 2002 IN REVIEW COUGAR HISTORY

BOWL GAME 3

2003 COUGAR FOOTBALL 2003 COUGAR FOOTBALL 2003 COUGAR FOOTBALL 2003 COUGAR FOOTBALL

HOLIDAY BOWL

SAN DIEGO, CALIF.

DECEMBER 18, 1981

FINAL WSU RECORD: 8-3-1, 5-2-0

ROSTER

89	Pat Beach, te	75	Pat Scribbick, ot
97	Mike Beasley, olb	51	Steve Sebahar, c
36	Cleve Bigelow, fs	48	Peter Shaw, ss
96	Lee Blakeney, slb	72	Kevin Sloan, ot
26	Roger Bolden, rb	82	Steve Smalls, wr
20	Al Bowers, rb	28	Paul Sorensen, fs
30	Nate Bradley, cb	80	Tom Spencer, te
25	Brian Brooks, cb	24	Darren Talley, fl
91	Ben Carrillo, slb	3	Joe Taylor, ss
9	Clete Casper, qb	22	Lawrence Tylor, wr
95	Ken Collins, dt	5	Gary Teague, fs
38	Cleofus Cullors, cb	98	Rico Tipton, slb
16	Tim Davey, p	40	Rob Treece, db
8	Nathan Davis, se	54	Junior Tupuola, olb
31	Don Denman, rb	12	Ricky Turner, qb
1	Jimmy DeWitt, wr	90	Pili Tutuvanu, c
53	Rob Dezellum, og	62	Mike Walker, dt
73	Matt Elisara, ng	33	Dickie Walsh, fb
37	Sonny Elkinton, olb	46	Bob Walsh, olb
11	Bob Elliott, pk	27	Jerald Waters, fs
34	Ken Emmil, olb	44	John West, ss
59	Peter Emsky, ot	57	Brent White, wlb
83	Leif Erickson, te	84	Jamie White, te
87	Paul Escalera, fl	42	Robert Williams, fb
41	Jeff Files, cb	56	Bill Williams, c
60	Charlie Flager, ot	76	Eric Williams, dt
6	Bill Gribble, cb	74	John Winslow, ot
94	Brad Harrington, olb		
43	Tim Harris, rb		
52	Dave Harrison, og		
29	Steve Haub, cb		
79	Milford Hodge, ng		
64	Ted Jacobsen, dt		
85	J.J. Jones, se		
88	Jeff Keller, fl		
45	Wade Killian, wlb		
21	Don LaBomme, rb		
61	Curt Ladines, slb		
4	Ward Leland, pk		
58	Dan Lynch, og		
65	Pat Lynch, ng		
23	Mike Martin, rb		
32	James Matthews, fb		
67	Dallas Maynard, dt		
55	Mark McKay, og		
93	Keith Millard, dt		
2	Cameron Mitchell, se		
10	Kevin Morris, pk		
99	Jim Olesen, te		
50	Mike Palumbo, og		
63	Gary Patrick, og		
18	Mark Pleis, olb		
81	Jeff Poppe, se		
66	David Pritchard, c		
19	Rod Retherford, cb		
70	Gary Richards, dt		
49	Kirk Russell, olb		
17	Mark Rypien, qb		
69	Kirk Samuelson, og		
78	Mike Schuster, ot		

1981 RESULTS

33-21	# Montana State
14-10	@ Colorado
24-21	Arizona State
31-0	Pacific
23-0	@ Oregon State
17-17	UCLA
34-19	@ Arizona
17-41	@ USC
39-7	Oregon
19-0	# California
10-23	@ Washington
36-38	Brigham Young (Holiday Bowl)

= Game played in Spokane


HEAD COACH



Jim Walden

BRIGHAM YOUNG 38, WSU 36

Three games in one was more than the 52,000-plus fans at San Diego's Jack Murphy Stadium paid for, but three games is what they saw as the Brigham Young Cougars held on to defeat the Washington State Cougars 38-36. The BYU squad won the first game, a 31-minute affair that generated a 31-7 lead for the team from Provo. The next 25 minutes just as convincingly belonged to WSU 29-7. In the end, however, the game belonged to BYU as much for defense as anything. They stopped the Pullman team with just over three minutes to play by forcing a punt, then ran out the clock to preserve the win. Jim McMahon, in his last collegiate game, completed 27 of 43 passes for 342 yards and three touchdowns. More importantly, he did not throw an interception. The WSU Cougars used the running of Don LaBomme and quarterback Ricky Turner to baffle the BYU team, especially in the second half. Turner gained 92 yards in 12 carries and scored twice, while LaBomme added 79 yards in 14 carries and scored once. Robert Williams and Mike Martin also scored for the Cougars. WSU's failure on a two-point conversion late in the third quarter, an interception BYU's Ron Holmoe returned 35 yards for a touchdown on the third play of the third quarter, and a key sack of Casper on WSU's last possession loomed big in a game that had numerous turning points.



WASHINGTON STATE	0	7	21	8	36
BRIGHAM YOUNG	7	17	7	7	38

TEAM	QTR	TIME	SCORING PLAY
BYU	1	9:46	Plater 35 pass from McMahon (Gunther kick)
BYU	2	13:58	Hudson 7 pass from McMahon (Gunther kick)
WSU	2	9:20	Turner 2 run (Leland kick)
BYU	2	6:15	Gunther 20 field goal
BYU	2	1:06	Hamilton 1 run (Gunther kick)
BYU	3	14:00	Holmoe 35 interception return (Gunther kick)
WSU	3	10:43	LaBomme 18 run (Beech pass from Casper)
WSU	3	5:16	R. Williams 5 run (pass failed)
WSU	3	0:59	Turner 13 run (Leland kick)
BYU	4	14:55	Pettis 11 pass from McMahon (Gunther kick)
WSU	4	5:12	Martin 1 run (Turner run)

TOTAL OFFENSE—WSU 78/351/4.5. BYU 76/437/5.8.

RUSHING—WSU 53/245: LaBomme 14/79, Turner 12/92, Williams 11/48, Harris 4/16, Bowers 1/1, Mitchell 1/-1, Martin 6/14, Casper 3/-4, Keller 1/0. BYU 32/69: Hamilton 9/52, Pettis 7/28, Sikahema 3/12, McMahon 12/-23, Mees 1/0. **PASSING**—WSU 25/82/106/0/33: Casper 16/62/69/0/24, Turner 9/2/0/27/0/33. BYU 44/28/0/368/3/45: McMahon 43/27/0/342/3/45, Young 1/1/0/26/0/26.

RECEIVING—WSU: Keller 4/40, Jones 2/9, Beach 2/57. BYU: Collie 2/17, Pettis 8/73, Hudson 7/126, Plater 1/35, Hamilton 3/21, Balholm 2/31, Kozlowski 2/44, Sikahema 2/2, Hansen 1/7, Stroh 0/12.

INTERCEPTIONS—WSU: None. BYU: O'Neil 1/18, Holmoe 1/35td.

PUNTING—WSU: Davey 2/71/35.5/39, LaBomme 2/101/50.5, 53, Morris 4/155/38.8/44. BYU: Mees 7/295/42.1/51.

PUNT RETURNS—WSU: Gribble 6/39. BYU: Sikahema 3/16.

KICKOFF RETURNS—WSU: LaBomme 4/106. BYU: Sikahema 2/5, Hansen 2/21.

SCORING—WSU: Turner 14, LaBomme 6, Williams 6, Martin 6, Beech 2, Leland 2. BYU: Gunther 8, Platter 6, Hudson 6, Hamilton 6, Holmoe 6, Pettis 6.

FIRST DOWNS—WSU 23/17/3/3. BYU 22/6/15/1.

FUMBLES/LOST—WSU 0/0. BYU 5/0.

PENALTIES/YARDS—WSU 5/45. BYU 9/86.

POSSESSION TIME—WSU 32:91. BYU 27:59.

THIRD/FOURTH-DOWN CONVERSIONS—WSU 10/19. BYU 9/18.

ATTENDANCE—52,419

WSU TACKLERS—Taylor 11/6/5, Blakeney 8/3/5, Retherford 6/4/2, White 5/3/2, Files 5/4/1, Collins 4/4/0, Walker 4/1/3, Elisara 4/2/2, Bradley 4/3/1, Sorensen 4/2/2, Emmil 3/1/2, West 3/3/0, Tupuola 2/2/0, P. Lynch 1/0/1, E. Williams 1/1/0, Tipton 1/0/1, Carrillo 1/0/1, Elkinton 1/0/1, Beach 1/1/0, Martin 1/1/0.

WSU SACKS—Elisara 2/-20, Collins 1/-4.

WSU TFL—Collins 1/2, Emmil 1/4, Taylor 1/-8.

BOWL GAME 4

2003 COUGAR FOOTBALL 2003 COUGAR FOOTBALL 2003 COUGAR FOOTBALL 2003 COUGAR FOOTBALL

EAGLE ALOHA BOWL

HONOLULU, HAWAII

DECEMBER 25, 1988

FINAL WSU RECORD: 9-3-0, 5-3-0

ROSTER

55 Tuineau Alipate, lb
 49 Kevin Andal, te
 8 Chris Ayears, db
 48 Matt Bona, te
 31 Steve Broussard, rb
 99 Marlin Brown, de
 16 Benari Burroughs, db
 48 Lewis Bush, lb
 34 Paul Carr, rb
 11 Arana Clark, db
 21 Desmond Clayton, wr
 59 Bill Clemm, lb
 39 Robert Compton, db
 76 Ivan Cook, de
 70 Steve Cromer, og
 84 Chad Cushing, te
 1 C.J. Davis, wr
 51 Troy Dennison, lb
 44 Chad Dezelle, lb
 22 John Diggs, cb
 97 Tim Downing, dt
 68 Chris Dyko, ot
 62 Jim Eucker, og
 52 Dave Fakkema, c
 79 Ross Filkins, ot
 43 Phil Garabedian, olb
 9 Aaron Garcia, qb
 67 Bob Garman, og
 89 Greg Godfrey, de
 12 Brad Gossen, qb
 96 Randy Gray, de
 50 Dan Grayson, lb
 47 Victor Greer, wr
 4 Jason Hanson, pk
 15 Ron Hawkins, qb
 19 Artie Holmes, fs
 73 John Husby, ot
 72 Ken Kuiper, ot
 18 Shawn Landrum, db
 10 Jay Languain, db
 80 John Lark, wr
 91 Mark Ledbetter, dt
 42 Ron Lee, ss
 17 Kurt Loertscher, lb
 8 Tom McGill, db
 35 Mickey McShan, rb
 30 Randal McWilliams, db
 40 Maury Metcalf, lb
 74 Jim Michalczyk, og
 32 Russ Miller, lb
 6 Chris Moton, fs
 45 Rob Myers, p
 37 Roosevelt Noble, db
 61 Robert Norvell, c
 46 Rodd Olson, te
 41 Bob O'Neal, lb
 81 Mel Orchard, te
 54 Tolo Palelei, dt
 28 Randy Parker, fs
 88 William Pellum, wr
 77 Konrad Pimiskern, dl
 93 Rod Plummer, lb
 71 Jay Reyna, de
 26 Ron Ricard, db
 57 Keith Rice, lb
 25 Thomas Rogers, rb

3 Timm Rosenbach, qb
 75 Tony Savage, dt
 66 Kelly Schlegel, ot
 23 Rodney Scott, rb
 80 Jody Sears, wr
 69 Matt Simonet, ot
 53 Dave Smith, c
 63 Mike Smith, og
 66 Dustin Smith, de
 2 Tim Stallworth, wr
 85 Robert Stogner, wr
 65 Mark Stokes, og
 33 Rich Swinton, rb
 36 Elmer Thomas, wr
 83 Lee Tilleman, te
 11 Ed Tingstad, rb
 29 Vernon Todd, db
 70 Christian Tollefson, de
 78 Andy Tribble, og
 60 Mike Utley, og
 15 Dan Vaughn, qb
 52 Mark Versteegen, lb
 92 Dan Webber, dt
 82 Doug Westsandt, te
 94 Kirk Westerfield, de
 9 Rob Whorley, pk
 98 Aaron Wiksten, lb
 84 Butch Williams, te
 17 Michael Wimberly, wr
 13 Victor Wood, wr
 90 Jeron Woodley, de
 20 Michael Wright, cb
 24 Shaumbe Wright-Fair, rb
 56 Paul Wulff, c
 87 Ron Young, wr

1988 RESULTS

44-7 @ Illinois
 41-9 @ Minnesota
 28-43 Oregon
 52-24 @ Tennessee
 44-13 California
 28-45 @ Arizona
 28-31 Arizona State
 34-30 @ UCLA
 24-21 @ Stanford
 36-27 Oregon State
 32-31 Washington
 24-22 Houston (Aloha Bowl)


HEAD COACH



Dennis Erickson

WSU 24, HOUSTON 22

Washington State scored 24 second-quarter points and forced a last-second Houston turnover in notching a 24-22 win over the Texan Cougars Christmas Day. The bowl appearance was WSU's second of the 1980s and evened the Cougars bowl record to 2-2. In a close game there are many heroes, but for WSU, none stood out more than senior Victor Wood. He picked up a fumble early in the second quarter and zipped five yards for a touchdown that put his Cougars ahead 7-3. On WSU's next possession, Wood caught a 15-yard scoring pass from Timm Rosenbach to put WSU up 14-3 and well on its way to a bowl victory viewed by a national ABC-TV audience. Wood's heroics were catching as WSU added a Jason Hanson 33-yard field goal and another touchdown, this one by Rosenbach, before halftime to put Washington State in command 24-9. WSU limited the Texas visitors to just five first half firstdowns, 46 yards rushing, and 77 yards passing before intermission. The Cougars picked off two Houston passes, one each by Shawn Landrum and Vernon Todd. In the end, however, it was Tuineau Alipate's hard hit that forced a Houston fumble recovered by Artie Holmes at the WSU five yard line. James Dixon was the recipient of Alipate's jarring tackle after catching a David Dacus pass over the middle that appeared for a moment to set up a potential game-winning score by Houston. The Cougars then controlled the ball for the final 2:44, with a key six-yard Rosenbach to Tim Stallworth pass giving WSU the much-needed first down just before the game ended.



WASHINGTON STATE	0	24	0	0	24
HOUSTON	3	6	6	7	22

TEAM	QTR	TIME	SCORING PLAY
UH	1	13:13	Anderson 27 field goal
WSU	2	13:39	Wood 5 fumble run (Hanson kick)
WSU	2	8:39	Wood 15 pass from Rosenbach (Hanson kick)
WSU	2	6:31	Hanson 33 field goal
UH	2	4:56	Witherspoon 1 run (kick failed)
WSU	2	0:53	Rosenbach 1 run (Hanson kick)
UH	3	4:25	Mason 53 pass from Dacus (pass failed)
UH	4	13:16	Weatherspoon 2 pass from Dacus (Anderson kick)

TOTAL OFFENSE—WSU 92/460/5.00, UH 61/309/5.01.

RUSHING—WSU 56/154: Broussard 33/139, Swinton 9/38, Rosenbach 14/-28, Wood 0/5. UH 21/683: Weatherspoon 14/80, Anderson 2/3, Ware 3/-1, Dacus 2/-14.

PASSING—WSU 36/19/1/306/1/40: Rosenbach 36/19/1/306/1/40. UH 40/17/2/241/2/53: Dacus 11/8/0/153/2/53, Ware 28/8/2/44/0/11, Phillips 1/1/0/44/0/44.

RECEIVING—WSU: Stallworth 8/120, Wood 2/48, Wimberly 2/24, Westsandt 1/40, Olson 1/20, Broussard 1/11. UH: Dixon 4/52, Anderson 3/11, Mason 2/83, Williams 2/24, Phillips 2/14, Cooper 2/11, P. Smith 1/44, Weatherspoon 1/2.

INTERCEPTIONS—WSU: Landrum 1/27, Todd 1/4. UH: A. Montgomery 1/22.

PUNTING—WSU: Myers 6/276/46.0/53. UH: Rodriguez 8/358/44.8/70.

PUNT RETURNS—WSU: Wood 3/52. UH: Calloway 3/26.

KICKOFF RETURNS—WSU: Wood 5/123. UH: Dixon 4/166, Weatherspoon 1/25.

SCORING—WSU: Wood 12, Rosenbach 6, Hanson 6. UH: Weatherspoon 12, Mason 6, Anderson 4.

FIRST DOWNS—WSU: 28/9/13/1. UH: 13/5/6/2.

FUMBLES/LOST—WSU: 2/1. UH: 2/1. **PENALTIES/YARDS**—WSU: 11/95. UH: 9/58.

POSSESSION TIME—WSU: 37:43. UH: 22:17.

THIRD-DOWN CONVERSIONS—WSU: 8/19. UH: 3/14.

ATTENDANCE—35,132.

WSU TACKLERS—Holmes 9/3/6, Ledbetter 8/4/4, Gray 7/2/5, Savage 7/4/3, Grayson 5/2/3, O'Neal 5/2/3, Ricard 5/5/0, Alipate 3/2/1, Metcalf 3/0/3, Landrum 3/3/0, Lee 3/2/1, Todd 3/1/2, Brown 2/2/0, Cook 2/2/0, Downing 1/1/0, Woodley 1/0/1, Noble 1/1/0, Wright 1/1/0.

WSU SACKS—Cook 1/-10, Ledbetter 1/-2, Savage 1/-12.

WSU TFL—None.

2003 OUTLOOK WSU COACHES PLAYER PROFILES WSU OPPONENTS 2002 IN REVIEW COUGAR HISTORY

BOWL GAME 5

2003 COUGAR FOOTBALL 2003 COUGAR FOOTBALL 2003 COUGAR FOOTBALL 2003 COUGAR FOOTBALL

WEISER LOCK COPPER BOWL

TUCSON, ARIZONA
DECEMBER 29, 1992
FINAL WSU RECORD: 9-3-0, 5-3 (TIE-3RD)

ROSTER

51	Marc Allen, lb	30	Elijah Raphael, rb
67	Darren Anderson, ol	50	Paul Reed, og
57	Kevin Ashworth, lb	70	Clay Reis, ot
75	Mike Bailey, ot	62	Brandon Reyna, ot
11	Drew Bledsoe, qb	39	Keith Reynolds, wr
2	Phillip Bobo, wr	34	Anthony Rice, db
52	Robert Booth, dt	93	Cliff Robinson, olb
82	Boone Borden, wr	10	John Rushing, fs
53	Joseph Brazeau, lb	49	Payam Saadat, lb
27	Greg Burns, cb	99	Vince Saldivar, de
48	Lewis Bush, de	71	Tino Salinas, ot
89	Brett Carolan, te	95	Scott Sanderson, dl
17	Chad Carpenter, wr	94	Don Sasa, de
31	Ron Childs, lb	6	Calvin Schexnayder, wr
37	Jeff Craig, p	69	John Scukanec, ol
1	C. J. Davis, wr	82	Todd Shaw, dt
80	Justin DeBeaumont, de	1	Sedric Shorter, de
15	Shawn Deeds, qb	84	Dustin Smith, te
21	Shane DeLaCruz, wr	5	Derek Sparks, rb
25	Jay Dumas, wr	18	Leland Sparks, db
61	Josh Dunning, og	22	David Spence, wr
90	Chad Eaton, dt	20	Justin Sundquist, wr
83	Syd Ethridge, wr	46	Eric Thompson, lb
72	Jim Eucker, ot	66	Robbie Tobeck, c
29	Mark Fields, lb	78	Andy Tribble, ot
56	T. J. Folkers, lb	47	Tony Truant, pk
69	Brian Ford, dt	75	T. J. Tuntland, dt
54	Kyle Foye, lb	35	Robert Turner, cb
38	David Francis, db	44	Buddy Waldron, ss
97	Chris Frank, dt	33	Mark Whitmire, lb
74	Bob Garman, og	98	Clarence Williams, te
3	Curtis Geathers, cb	35	Jason Wolcott, rb
92	Ray Hall, dt	76	Steve Wolfe, c
16	Darryl Hamilton, fs	32	Shaumbe Wright-Fair, rb
40	Chris Hayes, ss		
20	Derek Henderson, cb		
26	Terrell Henderson, db		
42	Derrick Hentz, de		
23	Kevin Hicks, rb		
24	Torey Hunter, cb		
18	Todd Jensen, db		
43	Delton Johnson, rb		
28	Steve Johnston, p		
85	Albert Kennedy, wr		
59	David Knuff, wlb		
64	Ron Lewis, ol		
88	Santana Lewis, wr		
19	Kurt Loertscher, lb		
65	Quinn Magnuson, og		
23	George Martin, p		
41	Anthony McClanahan, ilb		
68	Mark McCloskey, og		
8	Singor Mobley, ss		
87	Eric Moore, te		
16	Kent Mosbrucker, qb		
4	Johnny Nansen, rb		
63	Eric Ness, c		
86	DeWayne Patterson, de		
13	Mike Pattinson, qb		
79	Shane Petersen, de		
77	Konrad Pimiskern, ot		
43	Mark Pimiskern, lb		
9	Deron Pointer, wr		
12	Aaron Price, ks		

1992 RESULTS

25-13	Montana
23-20	@ Arizona
39-37	@ Fresno State
51-10	Temple
35-10	@ Oregon State
30-17	UCLA
21-31	@ USC
17-34	Oregon
20-18	Arizona State
3-40	@ Stanford
41-23	Washington
31-28	Utah (Copper Bowl)

HEAD COACH



Mike Price

WSU 31, UTAH 28

Perhaps no college bowl game following the 1992 gridiron season was more offensive minded than the Copper Bowl matchup between WSU and Utah, but after all the running and passing that accounted for more than 1,100 yards, the deciding play was a 22-yard field goal by WSU's Aaron Price. The Cougars scored 21 unanswered points in the first quarter and one additional score just before halftime for a 28-14 lead. WSU then held on until Price gave them their final lead with 5:08 to play. Even then, they had to watch anxiously as Chris Yergensen's 20-yard chip shot sailed wildly to the left with 3:18 remaining. Though the 40,000-plus fans left the stadium talking about the offensive plays that stood out, it was WSU's defense in the fourth quarter that made this win possible. The Utes scored twice in the second quarter and added two more scores to pull even with a quarter to play. Both teams then turned to their defenses. The key play came with 6:29 to play when Utah's Frank Dolce avoided a strong WSU rush and hooked up with Henry Lusk on a short sideline pass. John Rushing then stripped Lusk of the ball and Singor Mobley scooped it up at the Utah 36 yard line. Fifteen yards later, at the Utah 21, Mobley was dragged down, setting up the Cougars with great field position. Drew Bledsoe immediately drove the Cougars to the Utah five yard line before turning the scoring chores over to Price. Like he did the closing seconds of WSU's 23-20 win over Arizona in the same stadium early in the season, Price came through with the kick. Bledsoe completed 30 of 46 passes for a school record 476 yards. Phillip Bobo caught TD passes of 87 (equalling a school record) and 48 yards, and Shaumbe Wright-Fair picked up 123 yards rushing and scored on a pair of three-yard line smashes.

UTAH	0	14	14	0	28
WASHINGTON STATE	21	7	0	3	31

TEAM	QTR	TIME	SCORING PLAY
WSU	1	13:25	Wright-Fair 3 run (Price Kick)
WSU	1	10:32	Bobo 87 pass from Bledsoe (Price kick)
WSU	1	1:20	Wright-Fair 3 run (Price kick)
Utah	2	9:35	S. Williams 10 pass from Dolce (Yerkensen kick)
Utah	2	2:51	K. Williams 25 run (Yerkensen kick)
WSU	2	0:31	Bobo 48 pass from Bledsoe (Price kick)
Utah	3	8:49	Lusk 49 pass from Dolce (Yergensen kick blocked)
Utah	3	5:25	P. Jones 8 run (Murry pass from Dolce)
WSU	4	5:08	Price 22 field goal

TOTAL OFFENSE—WSU 89/636/7.1.

UTAH 79/495/6.3.

RUSHING—WSU 41/144: Wright-Fair 27/123, Bobo 2/16, D. Sparks 1/11, Pattinson 2/5, Dumas 1/-3, Bledsoe 6/-8.

UTAH 39/179: K. Williams 13/112, P. Jones 11/43, Lusk 1/10, Anderson 4/7, Dolce 9/5, S. Williams 1/2.

PASSING—WSU 38/32/1/492/2/87: Bledsoe 46/30/1/476/2/87, Pattinson 2/2/0/16/0/9. UTAH 40/21/0/316/2/70: Dolce 40/21/0/316/2/70.

RECEIVING—WSU: C.J. Davis 8/134, Bobo 7/212, Wright-Fair 6/21, Pointer 5/73, Schexnayder 4/43, Williams 1/7, Carolan 1/2. UTAH: S. Williams 7/121, Hooks 5/75, Lusk 4/75, K. Williams 2/6, P. Jones 1/17, Anderson 1/8, Welch 1/8.

INTERCEPTIONS—WSU: None. UTAH: Crawford 1/9.

PUNTING—WSU: Johnston 6/219/36.5/50. UTAH: Young 6/258/43.0/53.

PUNT RETURNS—WSU: Hunter 2/-2. UTAH: S. Williams 3/17.

KICKOFF RETURNS—WSU: DeLaCruz 1/7. UTAH: P. Jones 2/23, Miller 2/16, K. Williams 1/25, Lusk 1/9.



A kick for Tucson.

SCORING—WSU: Bobo 12, Wright-Fair 12, Price 7. UTAH: S. Williams 6, K. Williams 6, Lusk 6, P. Jones 6, Murry 2, Yergensen 2.

FIRST DOWNS—WSU: 28/10/16/1.

UTAH: 20/9/10/1.

FUMBLES/LOST—WSU: 4/2. UTAH: 3/1.

PENALTIES/YARDS—WSU: 18/136.

UTAH: 7/55.

POSSESSION TIME—WSU: 29:52. UTAH: 30:08.

THIRD-DOWN CONVERSIONS—WSU: 4/15. UTAH: 4/17.

ATTENDANCE—40,867.

WSU TACKLERS (T-P-A)—McClanahan 12/7/5, Childs 9/8/1, Mobley 7/6/1, Rushing 7/6/1, Loertscher 6/3/3, Burns 4/3/1, Jensen 4/3/1, Bush 3/3/0, Hall 3/3/0, Hunter 2/2/0, Geathers 2/2/0, Ford 2/2/0, Waldron 2/2/0, Ashworth 2/2/0, Eaton 1/1/0, Whitmire 1/1/0, Frank 1/1/0, Saldivar 1/1/0, Tobeck 1/1/0.

WSU SACKS—Frank 1/-8.

WSU TFL—Childs 1/-8, Frank 1/-8, Bush 1/-1.

BOWL GAME 6

2003 COUGAR FOOTBALL 2003 COUGAR FOOTBALL 2003 COUGAR FOOTBALL 2003 COUGAR FOOTBALL

BUILDER SQUARE ALAMO BOWL

SAN ANTONIO, TEXAS
DECEMBER 31, 1994
FINAL WSU RECORD: 8-4-0, 5-3 (FOURTH)

ROSTER

9 Kearney Adams, wr
67 Rick Austin, ol
55 Leon Bender, dl
52 Robert Booth, de
27 Greg Burns, cb
69 Stephen Bush, ol
57 James Cage, lb
17 Chad Carpenter, wr
16 Derek Chapman, qb
31 Ron Childs, lb
32 Jason Clayton, rb
33 James Darling, lb
12 Chad Davis, qb
15 Shawn Deeds, qb
2 Chad DeGrenier, qb
45 Chris Dixon, lb
46 Shane Doyle, de
1 Jay Dumas, wr
90 Chad Eaton, dt
74 Zach Edwards, ol
80 Shaheed Evans, wr
29 Mark Fields, lb
81 Evan Ford, wr
19 Ronnie Fowler, wr
38 Phillip Glover, lb
8 Jake Gundersen, qb
61 Lonnie Hall, ol
62 Lee Harrison, ol
37 Ashanti Hayes, db
22 Chris Hayes, lb
58 Saul Heikkila, lb
20 Derek Henderson, db
3 Terrell Henderson, db
23 Kevin Hicks, rb
95 Gary Holmes, de
42 Steven Hughes, wr
24 Torey Hunter, cb
39 Ray Jackson, db
18 Todd Jensen, fs
97 Darryl Jones, dt
85 Albert Kennedy, wr
45 Barry Kennard, p/pk
91 Adam Kietzer, wr
84 Jon Kincaid, te
98 David Knuff, te
91 Brad Lawson, dt
13 Ryan Leaf, qb
28 Richard LaBlanc, wr
75 Ron Lewis, ol
40 Shon Lewis, wr
34 Frank Madu, rb
54 Steven Mahitka, ol
51 Anthony Malaki, olb
69 C.J. Markey, dl
96 Brenden Marshall, te
26 George Martin, p
68 Marc McCloskey, og
66 Jason McEndoo, ol
76 Ryan McShane, ol
6 Shawn McWashington, wr
10 Miguel Meriwether, qb
8 Singor Mobley, ss
36 Brandon Moore, db
89 Eric Moore, te
21 Ken Moore, db
93 Delmar Morais, de
4 Johnny Nansen, lb
60 Mark Nason, ol

64 Todd Nelson, lb
78 Paul Niiyamo, dt
96 Marty Northcroft, dt
38 Scott Noteboom, rb
9 Dennis O'Neill, k/p
86 DeWayne Patterson, de
32 Jamel Payton, db
99 Geoff Pierce, dl
43 Mark Pimiskern, de
73 Rob Rainville, ol
50 Paul Reed, ol
70 Clay Reis, ot
10 John Rushing, fs
44 Payam Saadat, lb
77 Mike Sage, dt
92 Dwayne Sanders, de
72 Scott Sanderson, ol
94 Don Sasa, dt
79 John Scukanec, ol
82 Todd Shaw, dt
13 David Silberstein, p
71 Cory Solomon, ol
5 Derek Sparks, rb
22 David Spence, wr
41 Justin Stallings, wr
56 Brian Stewart, dl
25 Duane Stewart, db
30 Kwame Stewart, rb
4 Bryant Thomas, wr
87 Jeff Thomas, te
39 Shawn Tims, wr
47 Tony Truant, k
53 Tom Wagner, lb
6 Brian Walker, db
35 Jason Wolcott, rb
23 Ray Womack, db

1994 RESULTS:

10-9 Illinois at Chicago
24-3 Fresno State
21-0 @ UCLA
9-10 @ Tennessee
21-7 Oregon
7-10 Arizona
28-21 @ Arizona State
26-23 @ California
10-23 USC
3-21 @ Oregon State
23-6 Washington
10-3 Baylor (Alamo Bowl)


HEAD COACH



Mike Price

WSU 10, BAYLOR 3

The Washington State offense scored on the opening drive of the game and on the last play of the second quarter to provide all the points the Cougar defense needed as WSU held off Baylor's late challenge in a 10-3 win at the second annual Builders Square Alamo Bowl before a crowd of 44,106. Despite some anxious moments in the closing seconds of the game, the Cougar defense made those 10 points stand up by limiting the record-setting Bear offense to eight first downs, 151 yards in total offense and just one field goal. The Cougars did something against Baylor they had not done all season, take the opening kickoff and drive the length of the field for a touchdown. The drive totaled 91 yards, equalling the longest scoring drive of the season, and ended when Kevin Hicks busted through the left side of the line from one yard out to put WSU on top 7-0. The score came six minutes, 32 seconds after the kickoff. WSU's offense provided three more points just before halftime to give the Cougs a 10-0 lead at intermission. Taking the ball after Baylor's Jarvis VanDyke missed his second field goal attempt of the first half, WSU drove from its own 30 yard line to the Baylor 20 yard line, where Tony Truant banged home a 37-yard field goal with two seconds left in the first half. A sideline pass to Jay Dumas for a key first down, then another similar pass to Albert Kennedy put the ball in perfect position for Truant. Davis, named the game's most valuable offensive player, hit six of eight passes on the drive. Davis, who completed 27 of 35 passes for 286 yards, gave Cougar fans a few anxious minutes in the third quarter when he took a hard blow to the back while scrambling out of the pocket. He was able to return one play later and finished the game. Defensively WSU was especially tough in the first half. Baylor came into the game averaging nearly 33 points per game and 382.4 yards per contest. In the first half WSU's defense, led by the game's most valuable defensive player, Ron Childs, limited the Bears to just 41 net yards, 24 rushing and 17 passing. Childs had 10 tackles in the game, including eight solo, of which two were for negative yardage. Only on its last possession did Baylor come close to the WSU endzone, where Todd Jensen, a senior who backed up John Rushing all year, picked off a Jeff Watson pass to halt any Baylor hope of scoring. The bowl victory was WSU's second in the last three years and third in seven years. Joining Childs defensively were Chris Hayes with seven tackles, Mark Fields with six and Chad Eaton with five. Fields and Eaton combined for WSU's only sack, while Torey Hunter also had an interception.



WASHINGTON STATE	7	3	0	0	10
BAYLOR	0	0	3	0	3

TEAM	QTR	TIME	SCORING PLAY
WSU	1	8:28	Hicks 1 run (Truant kick)
WSU	2	0:02	Truant 37 field goal
BU	3	1:35	VanDyke 36 field goal

TOTAL OFFENSE - WSU 66/293/4.4. BU 55/151/2.7.
RUSHING - WSU 31/51/44/7/1/9: Sparks 8/20, Hicks 10/12, Madu 4/55, Tims 1/-1, Martin 1/-10, Davis 7/-19. BU 32/105/31/74/0/14: Douglas 13/42, B.Lewis 9/34, Rubin 2/5, Muhammad 6/2, Moore 1/-3, Watson 1/-6.
PASSING - WSU 35/27/0/286/0/46: Davis 35/27/0/286/0/46. BU 23/8/2/77/0/33: Watson 22/8/2/77/0/33, Moore 1/0/0/0/0.
RECEIVING - WSU: Carpenter 5/91, Moore 55/38, Dumas 5/26, Hicks 4/14, Kennedy 4/62, Thomas 2/30, Knuff 1/13, Adams 1/12. BU: Bronson 2/15, Douglas 2/16, Muhammad 2/34, Rhynes 1/5, Stanley 1/7.
INTERCEPTIONS - WSU: Jensen 1/11, Hunter 1/0. BU: None.
PUNTING - WSU: Martin 6/201/33.5/37, Team 1/35/35.0/35. BU: Atteberry 6/210/35.0/45.
PUNT RETURNS - WSU: Dumas 1/2. BU: Bronson 5/24.

KICKOFF RETURNS - WSU: Mobley 2/28. BU: Bronson 1/22, Rhynes 1/0.
SCORING - WSU: Hicks 6, Truant 4. BU: VanDyke 3.
FIRST DOWNS - WSU: 14/1/12/1. BU: 8/5/2/1.
FUMBLES/LOST - WSU: 3/1. BU: 9/0.
PENALTIES/YARDS - WSU: 15/110. BU: 2/19.
POSSESSION TIME - WSU: 32:02. BU: 27:58.
THIRD-DOWN CONVERSIONS - WSU: 6/17. BU: 3/15.
ATTENDANCE - 44,106.
WSU TACKLERS (T-P-A) - Childs 10/8/2, Hayes 7/6/1, Fields 6/4/2, Eaton 5/4/1, Rushing 4/3/1, Patterson 4/3/1, Sasa 3/3/0, Walker 3/2/1, Hunter 2/2/0, Mobley 2/1/1, Bender 1/1/0, Doyle 1/1/0, Tims 1/1/0, Noteboom 1/1/0, Knuff 1/1/0, McWashington 1/0/1, Henderson 1/1/0.
WSU SACKS - Fields .5/-3, Eaton .5/-3.
WSU TFL - Childs 2/-8, Fields 1.5/-4, Patterson 1/-8, Walker 1/-6, Eaton .5/-3.

2003 OUTLOOK WSU COACHES PLAYER PROFILES WSU OPPONENTS 1102 IN REVIEW COUGAR HISTORY

BOWL GAME 7

2003 COUGAR FOOTBALL 2003 COUGAR FOOTBALL 2003 COUGAR FOOTBALL 2003 COUGAR FOOTBALL

ROSE BOWL

PASADENA, CALIF.

JANUARY 1, 1998

FINAL WSU RECORD: 10-2-0, 7-1-0 (CO-CHAMPION)

ROSTER

65	James Agnew, dt	10	Billy Newman Jr., rb
26	Alvan Arzu, rb	63	Kyle Noble, de
12	Jeff Banks, p	75	Jon Ottenbreit, ot
15	Sam Baurichter, qb	36	Brad Phillely, lb
91	Leon Bender, dt	92	Darold Phinney, de
41	Dirk Bernd, wr	59	Brandon Pickering, lb
13	Steve Birnbaum, qb	62	Ryan Pickering, lb
5	Michael Black, rb	19	Scott Prater, wr
98	Takari Blash, dt	54	James Price, lb
90	Dorian Boose, de	79	Rob Rainville, ot
38	Brandon Brown, lb	67	Jesse Ratcliff, de
26	Nick Brown, db	70	Reed Raymond, ot
24	Jason Clayton, rb	73	Ryan Raymond, ot
60	Joe Criscione, ol	89	Alexe Rodopolos, wr
80	Adam Davis, wr	35	Earl Riley, db
33	Jasen Davis, db	77	Mike Sage, og
88	Myron DeBose, lb	96	Taeao Salausa, dt
21	Sean DeCambra, wr	93	Jason Santos, wr
51	Scott Deeds, ot	52	Steve Schaaf, lb
28	Vince DeMakas, rb	57	Mike Schwarz, ol
89	Cory DeSanti, wr	49	Corey Scott, lb
80	Josh Didjurgis, dl	86	Paul Seeber, de
32	Chris Dixon, rb	39	Matt Shaw, wr
23	D.J. Dobbins, db	24	Anthony Smith, db
46	Shane Doyle, de	30	Raonall Smith, lb
48	Greg DuPree, lb	25	Duane Stewart, db
61	Tracy Easter, ol	61	Steve Strand, lb
44	Grady Emmerson, lb	85	Vince Talik, wr
31	Joe Gecas, rb	82	Nian Taylor, wr
3	LeJuan Gibbons, db	18	James Taylor, wr
1	DeJuan Gilmore, rb	33	Jeremy Thielbahr, rb
34	Steve Gleason, lb	18	Bryant Thomas, db
3	Billy Graffis, qb	19	Lamont Thompson, db
87	David Hardin, te	8	Shawn Tims, wr
62	Lee Harrison, c	15	Alex Tinsley, db
37	Adam Hawkins, rb	74	Ryan Tujague, ot
32	Josh Helton, lb	58	Tuupo Tupu, lb
29	Torry Hollimon, db	42	Tom Wagner, lb
95	Gary Holmes, dt	64	Lincoln Walden-Schulz, ol
42	Steven Hughes, wr	37	Tyler Wate, fs
28	Jermaine Hunsaker, db	83	Jerry Watson, lb
81	Chris Jackson, wr	40	Jason White, db
2	Ray Jackson, db	55	Eboni Wilson, de
20	Love Jefferson, te	71	Cory Withrow, c
84	Jon Kincaid, te	94	Troy Woody, wr
40	Jason Klein, rb	96	Farwan Zubedi, wr
68	Erik Larson, c		

1997 RESULTS

37-34	UCLA
28-21	@ USC
35-22	@ Illinois
58-0	Boise State
24-13	@ Oregon
63-37	California
35-34	Arizona (OT)
31-44	@ Arizona State
77-7	SW Louisiana
38-28	Stanford
41-35	@ Washington
16-21	Michigan (Rose Bowl)

HEAD COACH



Mike Price

MICHIGAN 21, WSU 16

(January 1, 1998, Pasadena, Calif.): The Washington State Cougars, making their first Rose Bowl appearance in 67 years, pushed national champion and number one ranked Michigan to the last play of the game before falling to the Wolverines 21-16 before 101,219 fans and a world-wide television audience. The victory left Michigan a perfect 13-0 for the season, bumping the Cougars to a 10-2 record. After Michigan thwarted two WSU drives to start the game, the Cougar defense forced a Wolverine punt that would set up WSU's first scoring drive. The Cougs took over on the Michigan 47-yard-line with 6:26 to play in the first quarter. Ryan Leaf completed two passes during the drive, including a 15-yard touchdown toss to Kevin McKenzie with 3:17 left in the first quarter. Rian Lindell's point-after gave WSU the early 7-0 advantage. WSU came close to taking a 14-point lead, but Heisman Trophy winner Charles Woodson halted a WSU drive in the Michigan endzone when he intercepted a Leaf pass from the 12 yard line. The Wolverine's answering scoring drive began from their own 34-yard-line at the 8:04 mark in the second quarter and ended with a 58-yard pass from Bob Griese to Tai Streets that completed the first half scoring. Early in the second half, WSU took over 99 yards from the endzone after Michigan's Jason Vinson dropped a perfect punt just outside the endzone. Shawn Tims put the finishing touches on WSU's 99 yard drive in nine plays, taking a reverse handoff the final 14 yards. Leaf hit four of five passes in the drive that amassed 73 yards. Lindell's PAT attempt was blocked by Michigan's James Hall, leaving the WSU advantage at 13-7. The Wolverines responded immediately, moving the ball on their next possession to their 39 yard-line to set up another Griese-to-Streets touchdown combination, this time 58 yards. Baker's point-after gave Michigan their first lead, 14-13 with 6:07 left in the third quarter. Michigan then padded their lead with a 14-play, 77-yard drive that ended in Griese's third touchdown pass of the game, a 23-yarder to Jerame Tuman. Baker's extra-point kick increased the Michigan advantage to 21-13 with 11:21 to play. Washington State responded immediately with an eight-play, 49-yard drive that set up a 48-yard field goal by Lindell, cutting Michigan's lead to five points, 21-16 with 7:25 remaining. The Wolverines then put together a 51-yard drive that consumed almost seven minutes off the game clock. When Jay Feely's pooch punt rolled dead at the WSU seven-yard-line, the Cougars' victory hopes were 93 yards and 29 seconds away. After two incomplete passes, the Cougars faced third-and-10 with only 16 seconds left. Leaf then found Nian Taylor along the sideline for a gain of 46, to the Michigan 47-yard-line. After a delay of game penalty, Leaf hit Love Jefferson at the Michigan 25 and the Cougar tight end lateraled to a streaking Jason Clayton, who managed nine more yards before being brought down in bounds at Michigan's 16 yard line with 0:02 on the game clock. Out of timeouts, WSU was forced to try and spike the ball on first-down, but officials ruled that the final two seconds slipped away before the ball was effectively downed, thus preventing WSU's one final shot at a major upset.

WASHINGTON STATE	7	0	6	3	16
MICHIGAN	0	7	7	7	21

TEAM	QTR	TIME	SCORING PLAY
WSU	1	3:17	McKenzie 15 pass from Leaf (Lindell kick)
UM	2	7:08	Streets 53 pass from Griese (Baker kick)
WSU	3	8:33	Tims 14 reverse (Lindell kick blocked)
UM	3	5:07	Streets 58 pass from Griese (Baker kick)
UM	4	11:21	Tuman 23 pass from Griese (Baker kick)
WSU	4	7:25	Lindell 48 field goal

TOTAL OFFENSE - WSU 63/398/6.3. UM 71/379/5.3.
RUSHING - WSU 28/98/31/67/1/14: Black 7/24, Gilmore 8/21, Tims 1/14, Leaf 10/35, Clayton 2/4. UM 41/154/26/128/0/28: Howard 19/72, Thomas 7/23, Floyd 5/21, Griese 7/28, Woodson 2/8, Williams 1/2.
PASSING - WSU 35/17/1/331/1/46: Leaf 35/17/1/331/1/46. UM 30/18/1/251/3/58: Griese 30/18/1/251/3/58.
RECEIVING - WSU: C. Jackson 5/89, McKenzie 5/78, McWashington 2/41, Tims 2/9, Taylor 1/46, Gilmore 1/42, Jefferson 1/8, Clayton 0/18. UM: Shaw 5/49, Streets 4/127, Tuman 2/33, Howard 2/13, Thomas 1/14, Woodson 1/7, Campbell 1/7, Williams 1/1.
INTERCEPTIONS - WSU: Thompson 1/0. UM: Woodson 1/0.
PUNTING - WSU: Banks 6/242/40.3/46. UM: Vinson 5/160/32.0/38, Feely 1/23/23.0/23.
PUNT RETURNS - WSU: Tims 1/2. UM: Woodson 3/18.
KICKOFF RETURNS - WSU: None. UM: Thomas 2/38.
SCORING - WSU: McKenzie 6, Tims 6, Lindell 4. UM: Streets 12, Tuman 6, Baker 3.
FIRST DOWNS - WSU: 18/4/13/1. UM: 22/9/12/1.
FUMBLES/LOST - WSU: 2/0. UM: 0/0.
PENALTIES/YARDS - WSU: 4/43. UM: 4/40.
POSSESSION TIME - WSU: 27:46. UM: 32:14.
THIRD-DOWN CONVERSIONS - WSU: 7/15. UM: 10/17.
ATTENDANCE - 101,219.
WSU TACKLERS (T-P-A) — Gleason 9-9-0, Moore 9-8-1, Stewart 8-5-3, Nelson 8-5-3, Thompson 6-5-1, Boose 6-4-2 Bender 5-4-1, R. Jackson 4-4-0, Doyle 4-4-0, Moronkola 4-3-1, Salausa 1-1-0, Price 1-1-0, Phillely 1-1-0, Emerson 1-0-1, K. Moore 1-0-1.
WSU SACKS — B. Moore 1-15.
WSU TFL — B. Moore 4/-21, Boose 3/-7, Boose 1/-1



BOWL GAME 8

2003 COUGAR FOOTBALL 2003 COUGAR FOOTBALL 2003 COUGAR FOOTBALL 2003 COUGAR FOOTBALL

WELLS FARGO SUN BOWL

EL PASO, TEXAS
DECEMBER 31, 2001
FINAL WSU RECORD: 10-2-0, 6-2-0
PACIFIC-10 CONFERENCE FINISH: TIE-2ND

ROSTER

28	Hamza Abdullah, db	64	Steve Nelson, ol
17	D.D. Acholonu, de	18	Curtis Nettles, wr
44	Mark Ahlberg, te	10	Billy Newman, ss
90	Ing Aleaga, dl	42	Alex Nguae, lb
21	Lavell Anderson, rb	79	Bryan Olson, dl
73	Matt Anderson, dt	35	Thomas Ostrander, wr
67	Calvin Armstrong, ol	30	Alex Over, k
89	Mark Baldwin, te	50	Josh Parrish, ol
35	Kyle Basler, P	39	Wes Patterson-Aumua, rb
46	Pat Bennett, lb	62	Chris Paulson, lb
26	Jeremy Bohannon, DB	15	Karl Paymah, db
48	Rafael Bolton, rb	5	James Price, lb
53	Raymond Bonnell, lb	94	Marc Reichartz, te
98	Bryan Boyer, de	84	Jerome Riley, wr
9	Isaac Brown, de	77	Derrick Roche, og
32	Anthony Buchanan, wr	6	Fred Shavies, de
22	Anthony Burnett, db	63	Mike Shelford, ol
85	Tim Burnette, te	23	Cole Sheridan, cb
5	Mike Bush, wr	3	Graham Siderius, k
47	Trent Clancy, lb	28	Kealan Smith, rb
27	Erik Coleman, db	30	Raonall Smith, lb
80	Gerald Cook II, te	31	Wendell Smith, db
99	Steve Cook, og	32	Kyle Stiffarm, lb
87	Alan Cox, p	79	Shaun Straka, ot
72	Jason Coyne, ol	70	Scott Swenson, ol
1	Devard Darling, wr	36	Alex Teems, db
29	Jason David, cb	33	Jeremy Thielbahr, rb
12	Ira Davis, s	38	Allen Thompson, rb
12	Dayton Dennison, qb	19	Lamont Thompson, fs
58	Will Derting, lb	25	John Tippins, rb
3	Derrick Dillon, db	45	Marcus Trufant, cb
86	DeAndre Douglas, wr	97	Faafetai (Tai) Tupai, dt
47	Drew Dunning, k	37	Seaula (Junior) Tupai, wr
61	Tracy Easter, ol	8	Tupo Tuupo, de
15	Tali Ena, qb	42	Dan Weaver, de
22	Doc Farley, lb	49	Adam West, te
85	Garret Feliciano, dl	13	Jason White, wr
78	Riley Fitt-Chappell, ol	65	Brian Whiteaker, de
2	Mike Freeman, cb	95	Dave Whitson, te
48	Al Genatone, lb	95	Jeremey Williams, dt
17	Jason Gesser, qb	23	Joe Williams, rb
74	Tom Griggs, ol	24	Virgil Williams, db
96	McKenzie Hansell, wr	40	Jimmy Wilson, rb
88	Trandon Harvey, wr	92	Brian Winter, wr
41	Blair Hawkins, rb		
83	Collin Henderson, wr		
4	Adam Holiday, pk		
66	Joey Hollenbeck, ol		
65	Brian Hollenberg, ol		
76	Norvell Holmes, ol		
92	Matt Hopkins, te		
52	Tyler Hunt, ol		
2	Chris Hurd, qb		
43	Mike Isaacson, lb		
51	Alex Johnson, ls		
41	Aaron Joseph, ss		
4	Matt Kegel, qb		
71	Billy Knotts, ol		
56	Tomasi Kongaika, dl		
90	Nick Lambert, k		
75	Sam Lightbody, ol		
69	Phillip Locker III, ol		
88	Rien Long, dl		
22	Scott Lunde, wr		
55	Nate Mallorly, dt		
57	Serign Marong, lb		
20	Marty Martin, wr		
82	Tyjuan Mayfield, wr		
81	Nakoa McElrath, wr		
36	Jevon Miller, rb		
34	Dave Minnich, rb		
20	Josh Moen, db		

2001 RESULTS

36-7	Idaho
41-20	@ Boise State
51-20	California
48-21	@ Arizona
34-27	Oregon State
45-39	@ Stanford
53-28	Montana State
17-24	Oregon
20-14	UCLA
28-16	@ Arizona State
26-14	@ Washington
33-27	Purdue (Sun Bowl)

HEAD COACH



Mike Price

WSU 33, PURDUE 27

December 31, 2001, El Paso, Texas - The WSU Cougars picked up their fourth bowl victory in their last five bowl games with a 33-27 win over the Purdue Boilermakers before 47,812 fans at the Wells Fargo Sun Bowl...Lamont Thompson, with two interceptions, five deflections and 10 tackles, was named the game's MVP winner, while Drew Dunning picked up the Special Teams trophy after booting four field goals and three extra points...the Cougs notched five sacks and held Purdue to 55 rushing yards...forced to the air, Kyle Orton responded with bowl records for passes, 74, completions, 38, and yards, 419...he threw two TD passes, but was picked off twice each by Thompson and Jason David...meanwhile Jason Gesser led WSU with 281 passing yards, 137 in the third quarter when the Cougs rebounded from a 20-17 halftime deficit to run off 16 straight points.



PURDUE	0	20	0	7	27
WASHINGTON STATE	14	3	13	3	33

TEAM	QTR	TIME	SCORING PLAY
WSU	1	13:10	David 45 interception return (Dunning kick)
WSU	1	6:53	Bush 46 pass from Gesser (Dunning kick)
PU	2	12:54	Lowe 1 run (Dorsch kick)
PU	2	7:24	Dorsch 28 field goal
WSU	2	4:17	Dunning 47 field goal
PU	2	1:56	Stubblefield 3 pass from Orton (Dorsch kick)
PU	2	0:37	Dorsch 50 field goal
WSU	3	3:23	Dunning 34 field goal
WSU	3	3:04	Gesser 1 run (Dunning kick)
WSU	3	1:21	Dunning 30 field goal
WSU	4	7:37	Dunning 37 field goal
PU	4	1:53	Stubblefield 51 pass from Orton (Dorsch kick)

TOTAL OFFENSE - WSU: 68/362/5.3. PURDUE: 107/474/4.4.

RUSHING - WSU 27/81: Minnich 17/51, Cox 1/20, McElrath 1/13, Kegel 1/3, Gesser 4/-2, team 3/-4. PURDUE 32/55: Lowe 17/45, Harris 5/27, Team 1/0, Orton 9/-17.

PASSING - WSU 41/15/3/281/1/46: Gesser 40/15/3/281/1/46, Kegel 1/0/0/0/0/0. PURDUE 75/38/4/419/2/65.

RECEIVING - WSU: Riley 6/65, McElrath 5/116, Minnich 3/54, Bush 1/46. PURDUE: Standeford 12/103, Stratton 12/86, Stubblefield 9/196, Morales 3/27, James 1/4, Rhinehart 1/3.

INTERCEPTIONS - WSU: Thompson 2/1, David 2/73. PURDUE: Rogers 2/1, Reeves 1/0.

PUNTING - WSU: Cox 6/266/44.3/62. PURDUE: Kurz 2/56/28.0/32, Dorsch 4/177/44.2/60.

PUNT RETURNS - WSU: Coleman 5/29. PURDUE: Morales 4/31.

KICKOFF RETURNS - WSU: Newman 2/32, Coleman 2/48. PURDUE: Stubblefield 2/48.

SCORING - WSU: Dunning 15, BUSH 6, Gesser 6, David 6. PURDUE: Stubblefield 12, Dorsch 9, Lowe 6.

FIRST DOWNS - WSU: 15/3/9/3. PURDUE: 28/5/19/4.

FUMBLES/LOST - WSU: 2/1. PURDUE 2/1.

PENALTIES/YARDS - WSU: 9/85. PURDUE: 7/49.

POSSESSION TIME - WSU: 26:08. PURDUE: 33:52.

THIRD-DOWN CONVERSIONS - WSU: 2/15. PURDUE: 13/27.

ATTENDANCE - 47,812.

WSU TACKLERS (T-P-A) - Trufant 10/4/2, Thompson 8/4/4, Smith 7/3/4, Price 7/4/3, David 6/5/1, Newman 5/3/2, Nguae 5/3/2, Brown 4/3/1, Acholonu 4/1/3, Tupai 4/1/3, Williams 3/3/0, Coleman 3/2/1, Tuupo 3/1/2, Genatone 3/0/3, Shavies 2/2/0, Knotts 1/1/0, Lunde 1/0/1, Dillon 1/0/1, Long 1/0/1, Marong 1/0/1.

WSU SACKS - Shavies 1/8, Tupai 1/7, Newman 1/6, Brown 1/5, Williams 1/3, Smith 0.5/0.

WSU TFL - Shavies 3/12, Tupai 1/7, Newman 1/6, Long 1/6, Brown 1/4, Williams 1/3.

2003 OUTLOOK WSU COACHES PLAYER PROFILES WSU OPPONENTS 2002 IN REVIEW COUGAR HISTORY

BOWL GAME 9

2003 COUGAR FOOTBALL 2003 COUGAR FOOTBALL 2003 COUGAR FOOTBALL 2003 COUGAR FOOTBALL

ROSE BOWL

PASADENA, CALIF.

JANUARY 1, 2003

FINAL WSU RECORD: 10-3-0, 7-1-0 (CO-CHAMPION)

PACIFIC-10 CONFERENCE FINISH: TIE-1ST

ROSTER

28	Hamza Abdullah	73	Sean O'Connor, ol
17	D.D. Acholonu	79	Bryan Olson, dt
44	Mark Ahlberg	87	Thomas Ostrander, wr
22	LaVell Anderson	34	Alex Oyer, k
67	Calvin Armstrong	50	Josh Parrish, og
8	Kyle Basler	39	Wes Patterson-Aumua, olb
46	Pat Bennett	62	Chris Paulson, lb
81	Troy Bienemann	15	Karl Paymah, cb
26	Jeremy Bohannon	94	John Rasmussen, wr
33	Rafael Bolton	84	Jerome Riley, wr
53	Raymond Bonnell	2	Eddie Robinson, te
40	Cody Boyd	77	Derrick Roche, og
98	Bryan Boyer	34	Antonio Ryan, rb
96	Adam Braidwood	47	Nick Scott, db
9	Isaac Brown	37	Tyler Sellers, db
94	Mkristo Bruce	6	Fred Shavies, de
22	Anthony Burnett	44	Josh Shavies, dt
5	Mike Bush	63	Mike Shelford, c
61	Skyler Cesarone	2	Cole Sheridan, cb
27	Erik Coleman	3	Graham Siderius, k
99	Steve Cook	35	Cameron Siskowic, olb
92	Joel Crawford	23	Jonathan Smith, rb
1	Devard Darling	28	Kealan Smith, rb
29	Jason David	31	Wendell Smith, olb
12	Ira Davis	54	Kevin Sperry, mlb
58	Mawuli Davis	9	Josh Swogger, qb
42	Scott Davis	47	Jesse Taylor, te
12	Dayton Dennison	21	Alex Teems, cb
51	Will Derting	38	Allen Thompson, rb
49	Steve Dildine	25	John Tippins, rb
10	Drew Dunning	45	Marcus Trufant, cb
65	Brent Evans	97	Faafetai Tupai, dt
57	Doc Farley	37	Seaula Tupai, wr
78	Riley Fitt-Chappell	36	Don Turner, cb
37	Eric Frampton	82	Adam West, te
31	Robert Franklin, wr	40	Brian Whiteaker, de
60	Leif Fuller, ol	90	Dave Whitson, te
48	Al Genatone, olb	95	Jeremey Williams, dt
17	Jason Gesser, qb	24	Virgil Williams, ss
30	Jermaine Green, rb	92	Brian Winter, wr
74	Tom Griggs, ol		
43	Brian Hall, mlb		
96	McKenzie Hansell, wr		
68	Charles Harris, ol		
88	Trandon Harvey, wr		
41	Blair Hawkins, rb		
83	Collin Henderson, wr		
4	Adam Holiday, k		
72	Spencer Hollison, ol		
76	Norvell Holmes, og		
19	Odell Howard, dl		
52	Tyler Hunt, c		
8	Chris Hurd, qb		
52	Don Jackson, mlb		
80	Brett Johnson, wr		
85	Chris Jordan, wr		
41	Aaron Joseph, ss		
4	Matt Kegel, qb		
71	Billy Knotts, ol		
56	Tomasi Kongaika, dt		
75	Sam Lightbody, ot		
69	Phil Locker, og		
88	Rien Long, dt		
60	David Lowry, olb		
35	Scott Lunde, wr		
32	Flamingo Malone, wr		
6	Marty Martin, wr		
66	Nick Muhlhauser, ol		
36	Jevon Miller, wr		
20	Sammy Moore, wr		
64	Steve Nelson, ol		
18	Curtis Nettles, wr		

2002 RESULTS

31-7	Nevada
49-14	Idaho
7-25	@ Ohio State
45-28	Montana State
48-38	@ California
30-27	USC - OT
36-11	@ Stanford
21-13	@ Arizona
44-22	Arizona State
32-21	Oregon
26-29	Washington - 3OT
48-27	@ UCLA
14-34	Oklahoma (Rose Bowl)

HEAD COACH



Mike Price

OKLAHOMA 34 WSU 14

January 1, 2003, Pasadena, Calif. – Oklahoma's vaunted defense stifled Washington State's high-flying passing attack and captured the 89th Rose Bowl Game 34-14 in front of 86,848 fans New Year's Day. The Sooners broke the game open with a pair of touchdowns inside the two-minute mark of the first half. The first came on a 12-yard touchdown pass from Nate Hybl, the game's most valuable player. Antonio Perkins extended OU's lead to 17-0 with a 51-yard punt return just :42 seconds later. Hybl connected on 19 of 29 passes for 240 yards and two touchdowns. Sooner running back Quentin Griffin carried the ball 30 times for 144 yards. WSU quarterback Jason Gesser finished his career by completing 17 of 34 passes for 240 yards and a touchdown. Sammy Moore provided the game's final highlight, returning an OU kick 89 yards for a score with just 1:15 remaining. Linebacker Teddy Lehman led the Big XII Champions with six tackles, including two sacks, while free safety Erik Coleman recorded 10 tackles and recovered a fumble for the Cougars.



OKLAHOMA	3	14	3	14	34
WASHINGTON STATE	0	0	0	14	14

TEAM	OT	TIME	SCORING PLAY
OU	1	12:13	DiCarlo 45 field goal
OU	2	1:51	Savage 12 pass from Hybl (DiCarlo kick)
OU	2	1:09	Perkins 51 punt return (DiCarlo kick)
OU	3	8:06	DiCarlo 30 field goal
OU	4	8:02	Fagan 9 pass from Hybl (DiCarlo kick)
WSU	4	6:08	Riley 37 pass from Gesser (Dunning kick)
OU	4	1:29	Griffin 19 run (DiCarlo kick)
WSU	4	1:15	Moore 89 kickoff return (Dunning kick)

TOTAL OFFENSE – WSU 55/243/4.4. OU 75/386/5.1.

RUSHING – WSU 21/75/71/4/14: Green 8/45, Tippins 2/12, Smith 2/2, Riley 2/-8, Gesser 7/-47. OU Griffin 30/144, Jones 6/6, Thompson 1/4, Works 2/4, Runnels 1/2, Hybl 6/-14.

PASSING – WSU 34/17/2/239/1/37: Gesser 34/17/2/239/1/37. OU 29/19/0/240/2/57: Hybl 29/19/0/240/2/57.

RECEIVING – WSU: Riley 9/139, Darling 5/75, Lunde 2/17, Bush 1/8. OU: Smith 5/38, Savage 4/52, Peoples 3/80, Fagan 3/31, Griffin 2/5, Moses 1/19, Wilson 1/15.

INTERCEPTIONS – WSU: none. OU: Everage 1/15, Woolfolk 1/0.

PUNTING – WSU: Basler 6/276/46.0/59. OU: Ferguson 4/131/32.8.

PUNT RETURNS – WSU: Trufant 2/10. OU: Perkins 4/90.

KICKOFF RETURNS – WSU: Moore 2/90, Smith 3/24. OU: Perkins 1/22.

SCORING: WSU: Riley 6, Moore 6, Dunning 2. OU: DiCarlo 10, Savage 6, Perkins 6, Fagan 6, Griffin 6.

FIRST DOWNS – WSU 11/2/8/1. OU 19/8/9/2.

FUMBLES/LOST – WSU 3/1. OU 2/1. **PENALTIES/YARDS** – WSU 9/52. OU 4/28.

POSSESSION TIME – WSU 22:46. OU 37:14.

THIRD-DOWN CONVERSIONS – WSU 2/11. OU 9/20.

ATTENDANCE - 86,848

WSU TACKLERS – Coleman 10/4/6, V. Williams 9/6/3, M. Davis 7/4/3, Long 5/5/0, Trufant 5/5/0, Bennett 5/3/2, David 4/3/1, I. Davis 3/3/0, J. Williams 3/3/0, F. Shavies 3/3/0, Derting 3/2/1, Genatone 3/2/1, Abdullah 2/2/0, Kongaika 2/2/0, Tupai 2/0/2, Nettles 2/0/2, Basler 1/0/1, J. Shavies 1/0/1, Roche, 1/0/1, Boyer 1/0/1, Sperry 1/0/1, Bienemann 1/0/1, Paymah 1/0/1.

WSU SACKS – J. Williams 2/-16, Kongaika 1/-11.

WSU TFL – J. Williams 3/-17, F. Shavies 2/-3, M. Davis 1/-3, Long 1/-3, Bennett 1/-4, Genatone 1/-2, Kongaika 1/-11, Tupai 1/-1.