

Cougar **History** and **Awards**



FRANK BUTLER AWARD WINNERS

Awarded annually to a senior member of the Cougar football team who exemplifies the Cougar spirit that Spokane booster Frank Butler was famous for.

- 1971 Chuck Hawthorne
- 1972 Steve Hamilton
- 1973 Tom Poe
- 1974 Gary Larsen
- 1975 Vern Chamberlain
- 1976 Tim Ochs
- 1977 Dan Doornink
- 1978 Jack Thompson
- 1979 Bevan Maxey
- 1979 Bob Gregor
- 1980 Samoa Samoa
- 1981 Jeff Keller
- 1982 Gary Patrick
- 1983 Sonny Elkinton
- 1984 Dan Lynch
- 1985 Curt Ladines
- 1986 Rick Chase
- 1987 Chris Hiller
- 1988 Artie Holmes
- 1989 Mark Ledbetter
- 1990 Dan Webber
- 1991 Jay Reyna
- 1992 C. J. Davis
- 1993 Robbie Tobeck
- 1994 Josh Dunning
- 1994 Payam Saadat
- 1995 Eric Moore
- 1996 David Knuff
- 1997 Dorian Boose
- 1998 Rob Rainville
- 1999 Steve Gleason
- 2000 Adam Hawkins
- 2001 Jeremy Thielbahr
- 2002 Collin Henderson
- 2003 Jason David
- 2004 Jeremy Bohannon
- 2005 Marty Martin
- 2006 Mkristo Bruce
- 2007 Michael Bumpus



*2007 Butler Award winner
Michael Bumpus*

LAURIE NIEMI AWARD WINNERS

Awarded to the senior who best shows the courage, spirit, and attitude of former Cougar assistant coach Laurie Niemi.

- 1968 Steve Bartelle
- 1969 No Winner
- 1970 Terry Durst
- 1971 Brian Lange
- 1972 Mike Johnson
- 1973 Craig Craighead
- 1974 Steve Ostermann
- 1975 Carl Barschig
- 1976 Jon DesPois
- 1977 Don Hover
- 1978 Mark Chandless
- 1979 Tali Ena
- 1980 Jim Whatley
- 1981 Ken Collins
- 1982 Ken Emmil
- 1983 Pat Lynch
- 1984 Brent White
Jamie White
- 1985 Mike Dreyer
- 1986 Ron Collins
- 1987 Brian Forde
James Hasty
Ivan Cook
- 1988 Paul Wulff
- 1990 Chris Moton
- 1991 Lee Tilleman
- 1992 Lewis Bush
- 1993 Mike Pattinson
- 1994 Ron Childs
- 1995 Greg Burns
- 1996 James Darling
- 1997 Leon Bender
- 1998 Dee Moronkola
- 1999 Steve Gleason
- 2000 Austin Matson
- 2001 Dave Minnich
- 2002 Mawuli Davis
- 2003 Jeremey Williams
- 2004 Hamza Abdullah



*2007 Niemi Award winner
Chris Baltzer*

- 2005 Troy Bienemann
- 2006 Scott Davis
- 2007 Chris Baltzer

J. FRED BOHLER AWARD WINNERS

By a vote of his teammates, this award is given annually to a member of the football team who best exemplifies the inspiration of former athletic director and head basketball coach J. Fred Bohler.

- | | | | |
|-----------------------|--------------------------|----------------------|------------------------|
| 1921 Milo McIver | 1944 No Football | 1967 Mike Cadigan | 1990 Jody Sears |
| 1922 Ford Dunton | 1945 Rod Giske | 1968 Steve Bartelle | 1991 Jay Reyna |
| 1923 John Zaepfel | 1946 Dick Abrams | 1969 No Award | 1992 Konrad Pimiskern |
| 1924 William Hales | 1947 Jerry Williams | 1970 Bob Ewen | 1993 DeWayne Patterson |
| 1925 William Kramer | 1948 Laurie Niemi | 1971 Steve Busch | Josh Dunning |
| 1926 Harold J. Hansen | 1949 Otto Kofler | 1972 Ty Paine | 1994 Payam Saadat |
| 1927 Carl Gustafson | 1950 Laverne Torgeson | 1973 Ken Grandberry | 1995 Chris Hayes |
| 1928 Daniel Horan | 1951 Byron Bailey | 1974 Gary Larsen | 1996 Johnny Nansen |
| 1929 Archie Buckley | 1952 Elmer Messenger | 1975 Vaughn Williams | Scott Sanderson |
| 1930 Harold Ahlskog | 1953 Wayne Berry | 1976 Bob Hill | 1997 Cory Withrow |
| 1931 George Hurley | 1954 Talmadge Washington | 1977 Brian Kelly | 1998 Steve Gleason |
| 1932 Clement Senn | 1955 Vaughan Hitchcock | 1978 Tom Larsen | 1999 Torry Hollimon |
| 1933 Phil Sarboe | 1956 Everett Gust | 1979 Steve Grant | 2000 Chris Martin |
| 1934 Harold Hawley | 1957 Swinton Aldrich | 1980 Scott Pelluer | 2001 Billy Newman |
| 1935 Charles McBride | 1958 Bill Steiger | 1981 Mike Walker | 2002 Fred Shavies |
| 1936 Floyd Terry | 1959 Marvin Nelson | 1982 Steve Sebahar | 2003 Matt Kegel |
| 1937 Hal Smith | 1960 Roger Duprel | 1983 Tracy Adkins | 2004 Jeremy Bohannon |
| 1938 John Klumb | 1961 Jerry Campbell | 1984 Jerald Waters | 2005 Will Derting |
| 1939 Earle Ross | 1962 George Reed | 1985 Rueben Mayes | 2006 Eric Frampton |
| 1940 Earle Stone | 1963 Roy Busse | 1986 Kerry Porter | 2007 Jed Collins |
| 1941 Herb Godfrey | 1964 Wally Dempsey | 1987 Chris Leighton | |
| 1942 Bill Remington | 1965 Willie Gaskins | 1988 Victor Wood | |
| 1943 No Football | 1966 Dave Petersen | 1989 Marlin Brown | |

ALL-CONFERENCE FIRST TEAM*(All-PCC Team by Helms Athletic Foundation, 1916-1938)*

1917 Clarence Zimmerman, e
Walter Herried, t
Silas Stites, g
1919 Benton Bangs, hb
Roy Hanley, e
Walter Herried, t
Earl Dunlap, c
Lloyd Gillis, fb
1920 Fred Hamilton, g
Earl Dunlap, c
Lloyd Gillis, fb
1921 Earl Dunlap, g
(played center)
1925 Herbert Meeker, qb
1929 Elmer Schwartz, fb
1930 Glenn "Turk" Edwards, t
Mel Hein, c
1932 George Sander, hb
1934 George Theodoratus, t
Ed Goddard, qb
1935 Ed Goddard, qb
1936 Ed Goddard, hb
1937 Al Hoptowitz, g
1948 Laurie Niemi, t
Jerry Williams, hb
1949 Don Paul, hb
1950 Laverne Torgeson, lb
1951 Ed Barker, e
Don Steinbrunner, e
1956 Bill Steiger, hb
1957 Don Ellingsen, e
Bob Newman, qb
1958 Chuck Morrell, fb
1962 Hugh Campbell, e
1964 Clancy Williams, hb
1965 Wayne Foster, dt
Bill Gaskins, cb
1966 Doug Flansburg, e
Ron Vrilcak, c
1969 Lionel Thomas, db
1970 Steve Busch, g
1971 Steve Busch, g
Bernard Jackson, rb
Don Sweet, k
Ron Mims, db
1972 Bill Moos, ot
Steve Ostermann, g
1973 Steve Ostermann, g
Tom Poe, lb
Geoff Reece, c
1974 Steve Ostermann, g
Geoff Reece, c
Gary Larsen, lb
1975 Gavin Hedrick, p
1976 Jack Thompson, qb
Mike Levenseller, se



Ed Goddard: Three-time All-Conference quarterback, 1934-35-36.



Calvin Armstrong: Two-time All-Pac-10, 2002, 2004

1977 Mike Levenseller, se
Gavin Hedrick, p
1978 Jack Thompson, qb
Mark Chandless, c
1979 Allan Kennedy, ot
1981 Paul Sorensen, fs
Matt Elisara, ng
1983 Kerry Porter, rb
Dan Lynch, og
Keith Millard, dt
Eric Williams, dt
1984 Dan Lynch, og
Rueben Mayes, rb
Mark Rypien, qb
1985 Rueben Mayes, rb
Erik Howard, dt
Kitrick Taylor, rs
1988 Mike Utley, og
Steve Broussard, rb
1989 Jason Hanson, pk
Steve Broussard, rb
John Husby, ot
Don Grayson, lb
1990 Clarence Williams, te
Jason Hanson, pk/p
1991 Jason Hanson, p
Clarence Williams, te
1992 Drew Bledsoe, qb
Clarence Williams, te
1993 DeWayne Patterson, de
Anthony McClanahan, lb
Deron Pointer, rs
1994 Mark Fields, lb
DeWayne Patterson, de
Chad Eaton, dt
Don Sasa, dt
1996 James Darling, lb
Scott Sanderson, ot
Shawn Tims, rs
1997 Ryan Leaf, qb
Leon Bender, dt
2001 Derrick Roche, og
Lamont Thompson, fs
Drew Dunning, k
2002 Jason Gesser, qb
Calvin Armstrong, ot
Derrick Roche, og
Rien Long, dt
Marcus Trufant, cb
2003 Josh Parrish, ol
Will Derting, lb
Jason David, cb
Erik Coleman, fs
Drew Dunning, pk
2004 Calvin Armstrong, ot
2005 Jerome Harrison, rb
2006 Mkristo Bruce, de
Eric Frampton, ss
2007 Brandon Gibson, wr



Glenn "Turk" Edwards was named to two All-America first teams in 1930.



Mike Utley was named to six All-America first teams in 1988.



Drew Bledsoe was an All-American in 1992 while leading WSU to a Copper Bowl win.



Jerome Harrison was a consensus All-America selection in 2005, being named to seven All-America first teams.

ALL-AMERICA FIRST TEAM

- 1930 Glenn "Turk" Edwards, t (by AP, NY Sun)
Mel Hein, c (by All-America Board)
Harold Ahlskog, g (by NY Post)
- 1934 Ed Goddard, qb (Liberty Mag.)
- 1935 Ed Goddard, qb (Liberty Mag.)
- 1936 Ed Goddard, qb (by UPI, Liberty Mag.)
- 1941 Dale Gentry, e (by NY Sun)
- 1942 Bob Kennedy, fb (by UPI)
- 1948 Laurie Niemi, t (by INS)
- 1956 Bill Steiger, e (by FWA-Look)
- 1961 Hugh Campbell, e (by All-America Board)
- 1964 Clancy Williams, hb (by AP, NEA, FWA-Look)
- 1965 Wayne Foster, dt (by FWA-Look)
- 1974 Geoff Reece, c (by Time Magazine, Walter Camp)
- 1977 Ken Greene, db (NEA)
- 1978 Jack Thompson, qb (by Sporting News)
- 1981 Paul Sorensen, fs (by Football News, NEA)
Pat Beach, te (by Sporting News)
- 1984 Dan Lynch, og (by AP, Football News)
Rueben Mayes, rb (by UPI, Football Writers)
- 1985 Rueben Mayes, rb (by Football News)
- 1988 Mike Utley, og (by AP, UPI, Football Writers, AFCA-Kodak, Scripps-Howard, Football News)
- 1989 Jason Hanson, pk (AP, UPI, AFCA-Kodak, Football Writers, Walter Camp, NEA, Sporting News, Football News)
- 1991 Jason Hanson, pk (by UPI, Football Writers)
- 1992 Drew Bledsoe, qb (by NEA)
- 1994 DeWayne Patterson, de (by Football News)
- 1996 Scott Sanderson, ot (by Sporting News)
- 1997 Ryan Leaf, qb (by Sporting News)
- 2001 Lamont Thompson, fs (by AP)
- 2002 Jason Gesser, qb (by College Football News)
Rien Long, dt (by AP, FWAA, CNNSI.com, Sporting News, ESPN)
Derrick Roche, og (by AFCA)
Marcus Trufant, cb (by ESPN)
- 2003 Drew Dunning, pk (Sporting News)
- 2005 Jerome Harrison, rb (by AP, FWAA, ESPN, CNNSI.com, Sporting News, College Football News, Rivals.com)

ALL-AMERICA SECOND TEAM

- 1928 Mel Dressel, t (by NY Sun)
- 1930 Mel Hein, c (by NANA, AP)
Glenn "Turk" Edwards, t (by NANA)
Elmer Schwartz, fb (by NANA)
- 1932 George Sander, hb (by AP, NEA, NY Sun)
- 1942 Bob Kennedy, fb (by AP)
- 1956 Bill Steiger, e (by AP)
- 1962 Hugh Campbell, e (by AP, UPI)
- 1965 Bill Gaskins, cb (by UPI, NEA)
- 1981 Pat Beach, te (by NEA)
Paul Sorensen, fs (by Sporting News)
- 1984 Dan Lynch, og (by Sporting News)
Rueben Mayes, rb (AP, Football News, Sporting News)
- 1986 Kerry Porter, rb (Sporting News)
Ricky Reynolds, db (Sporting News)
- 1988 Mike Utley, og (by Sporting News)
Steve Broussard, rb (by Sporting News)
- 1994 DeWayne Patterson, de (by AP)
Chad Eaton, dt (by UPI)
- 1996 James Darling, lb (by Sporting News)
- 1997 Ryan Leaf, qb (by AP)
- 2001 Lamont Thompson, fs (by Sporting News)
- 2002 Derrick Roche, og (by AP, Sporting News, CNNSI.com)
Marcus Trufant, cb (by AP)
- 2005 Jerome Harrison, og (by Walter Camp, AFCA)
- 2006 Mkristo Bruce, de (by AP, Walter Camp)

ALL-AMERICA THIRD TEAM

- 1928 Mel Dressel, t (by AP)
- 1930 Elmer Schwartz, fb (by AP)
- 1936 Ed Goddard, qb (by AP)
- 1941 Nick Susoeff, e (by AP)
Bill Sewell, qb (by AP)
- 1957 Don Ellingsen, e (by AP)
- 1960 Hugh Campbell, e (by AP)
- 1961 Hugh Campbell, e (by AP, UPI)
- 1988 Tim Stallworth, wr (by Football News)
- 1990 Jason Hanson, p (by Football News, AP)
- 1991 Jason Hanson, pk (by Football News)
- 1992 Anthony McClanahan, lb (by Football News)
- 1993 Anthony McClanahan, lb (by Football News)
- 1994 Chad Eaton, dt (by AP)
Mark Fields, lb (by AP)
- 1996 Scott Sanderson, ot (by Football News)
- 1997 Leon Bender, dt (by AP)
- 2006 Mkristo Bruce, de (CNNSI.com, CollegeFootballNews.com)
- 2007 Brandon Gibson, wr (Phil Steele)



ALEX BRINK - ARA SPORTSMANSHIP AWARD

Former Washington State quarterback Alex Brink was the 2007 recipient of the ARA Sportsmanship Award, presented annually by the Awards and Recognition Association. The national award is presented each year to the NCAA Division I college football player who most exemplifies sportsmanship on and off the field.

Brink was selected from 10 finalists representing schools across the country. Previous winners of the award include Carolina Panthers running back DeAngelo Williams (Memphis) and St. Louis Rams running back Brian Leonard (Rutgers).

Brink, who ended his career as WSU's career record-holder in passing yards, touchdowns, completions, attempts and total offense, was also one of 15 recipients of the National Football Foundation Scholar-Athlete Award and a finalist for the Draddy Award, entitling him to an \$18,000 postgraduate scholarship. The Draddy Award annually recognizes an individual as the absolute best in the country for his combined academic success, football performance and exemplary community leadership.

Brink was a two-time finalist for the Wuerffel Trophy, which honors the college football player who best combines exemplary community service with outstanding academic and athletic achievement.

ALL-WEST COAST FIRST TEAM (BY AP)

1928	Mel Dressel, t	1945	Rod Giske, g	1960	Hugh Campbell, e	1970	Lionel Thomas, db
1929	Elmer Schwartz, fb	1948	Laurie Niemi, t	1961	Hugh Campbell, e	1971	Buzz Brazeau, ot
	Mel Hein, c	1950	Laverne Torgeson, fb	1962	Hugh Campbell, e		Steve Busch, g
	Elmer Schwartz, fb	1951	Ed Barker, e	1964	Clancy Williams, rb		Bernard Jackson, rb
1932	George Sander, hb		Don Steinbrunner, e	1965	Larry Eilmes, fb		Ron Mims, db
1935	Ed Goddard, qb	1956	Bill Steiger, hb		Ron Vrillac, c	1973	Steve Ostermann, og
1936	Ed Goddard, qb	1957	Don Ellingsen, e		Wayne Foster, dt	1976	Mike Levenseller, se
1941	Dale Gentry, e		Bob Newman, qb		Bill Gaskins, cb	1977	Mike Levenseller, se
	Bill Sewell, qb	1958	Chuck Morrell, fb	1966	Doug Flansburg, e	1979	Allan Kennedy, ot
	Nick Susoeff, e		Marv Nelson, g	1968	Mark Williams, rb		
1942	Bob Kennedy, fb	1959	Keith Lincoln, rb	1969	Lionel Thomas, db		

CAMP FOOTBALL FOUNDATION

1974 Geoff Reece, c

JAPAN BOWL

(Tokyo, Japan)

- 1977 Mike Levenseller, se*
- 1981 Allan Kennedy, ot
- 1982 Paul Sorensen, fs
- 1986 Erik Howard, dr
- 1988 Chris Dyko, ot
- Ivan Cook, de
- 1989 Tim Stallworth, wr
- 1990 Mike Smith, og
- 1991 Bob Garman, og*
- 1992 Bob Garman, og
- Clarence Williams, te

*Selected but did not play

COLLEGE ALL-STAR GAME

(Chicago, Illinois; no longer played)

1960 Keith Lincoln, rb

ALL-STAR GRIDIRON CLASSIC

(Orlando, Florida)

- 1998 Dee Moronkola, db
- Jonathan Nance, de
- 2001 Billy Newman, ss
- 2002 Mike Bush, wr

ALL-AMERICA GAME

(Tampa, Florida; no longer played)

- 1973 Kenn Grandberry, rb
- 1974 Joe Danelo, pk

VOIT MEMORIAL TROPHY

(Outstanding Player on the Pacific Coast)

1961 Hugh Campbell, wr

POP WARNER AWARD

(Outstanding Senior on the Pacific Coast)

1985 Rueben Mayes, rb

COACHES ALL-AMERICAN

(Lubbock, Texas; no longer played)



Former WSU Alumni Director Keith Lincoln played in the 1960 All-America game.

- 1960 Keith Lincoln, rb
- 1962 Mel Melin, qb
- 1971 Bernard Jackson, rb
- Ron Mims, db
- 1972 Ty Paine, qb
- 1973 Ken Grandberry, rb
- Tom Wickert, ot
- 1974 Geoff Reece, c

CHALLENGE BOWL

(Seattle, Washington; no longer played)



Dan Doornink was MVP of the 1977 Challenge Bowl.

- 1977 Mike Levenseller, se
- Ken Greene, db
- Dan Doornink, rb (MVP)
- Don Hover, lb
- Don Schwartz, db
- Eason Ramson, te
- 1978 Mark Chandless, c
- Tom Larsen, ot
- Jack Thompson, qb (MVP)
- Paul Watson, pk
- George Yarno, dt

HULA BOWL

(Honolulu, Hawaii)

1949	Laurie Niemi, t
	Jerry Williams, rb
1961	Keith Lincoln, rb
1963	Hugh Campbell, e
	George Reed, rb
1965	Clarence Williams, rb
1966	Larry Eilmes, rb
	Wayne Foster, dt
1967	Dave Petersen, rb
1968	Doug Flansburg, e
	Dave Middendorf, t
1969	Dave Golinsky, t
1972	Bernard Jackson, rb
1974	Tom Poe, lb
1975	Steve Ostermann, ot
1978	Mike Levenseller, se
1979	Jack Thompson, qb
1980	Samoa Samoa, qb (MVP)
1984	Joe Taylor, db
1985	Lee Blakeney, lb
1986	Curt Ladiness, c
1988	Mike Utley, og
	Maury Metcalf, olb
1989	Steve Broussard
1991	Jason Hanson, pk
1993	Anthony McClanahan, lb
1994	DeWayne Patterson, de
	Chad Eaton, dt
1997	Duane Stewart, db
	Kevin McKenzie, wr
1998	Dee Moronkola, db
	Love Jefferson, te
	Rob Rainville, ot
1999	Kareem Anderson, p
2000	Chris Martin, cb
	Marcus Williams, wr*
2002	Jerome Riley, wr
2003	Isaac Brown, de
	Erik Coleman, fs
	Sammy Moore, wr
	Josh Parrish, ol
	Jeremy Williams, dt
2004	Hamza Abdullah, db
	Chris Bruhn, rb
2006	Eric Frampton, s
	Tyron Brackenridge, db*
2007	Alex Brink, qb

BLUE-GRAY

(Montgomery, Alabama)

1974	Gary Larsen, lb
1986	Geoff Reece, c
1986	Erik Howard, dt
	Rueben Mayes, rb
1987	Kerry Porter, rb
	Ricky Reynolds, cb
1989	Steve Broussard, rb*
	Doug Wellstandt, te
1990	Mike Smith, og
1991	Bob Garman, ot*
1993	Brett Carolan, te
	Josh Dunning, og
	Mike Pattinson, qb
1996	Shad Hinchin, cb
1998	Dee Moronkola, db
	Love Jefferson, te
1999	Rob Meier, dt
	Ryan Tujague, ot
2000	Marcus Williams, wr

*Selected but did not play

SENIOR BOWL

(Mobile, Alabama)

1959	Chuck Morrell, fb
	Bill Steiger, hb
1960	Gail Cogdill, e
	Don Ellersick, hb
1962	Mel Melin, qb
	Peter Schenck, wr
1975	Andrew Jones, rb
	Geoff Reece, c
1978	Ken Greene*, db
1984	Dan Lynch+, g
	Keith Millard, dt
	Eric Williams, dt
1985	Dan Lynch, og
1986	Rueben Mayes, rb
	Mark Rypien, qb
1987	Brian Forde, lb
1988	Mike Utley, og
1994	Torey Hunter, cb
	Don Sasa, dt
	Mark Fields, lb
1995	Dwayne Sanders, de
1996	James Darling, lb
	Scott Sanderson, ot
1997	Dorian Boose, de
	Leon Bender, dt
	Jeff Banks, p
1998	Gary Homes, dt
2001	Lamont Thompson, fs
	Raonall Smith, lb
	Nakoa McElrath, wr
2002	Marcus Trufant, cb
2005	Jerome Harrison, rb
2006	Jason Hill, wr

+ Later granted another year of eligibility for 1984 collegiate season
* Selected but did not play

LAS VEGAS CLASSIC

(FORMERLY PARADISE BOWL)

(Las Vegas, Nevada)

2001	Alan Cox, P
	Joey Hollenbeck, og
	James Price, lb
	Jeremy Thielbahr, te
	Tupo Tuupo, de
2003	Drew Dunning, pk
	Matt Kegel, qb
2006	Cody Boyd, te#
	Scott Davis, lb#
	Steve Dildine, lb#

#Selected but game not played

THE VILLAGE CLASSIC

(The Villages, Florida)

2003	Matt Kegel, qb
	Virgil Williams, ss

TEXAS VS. THE NATION

(El Paso, Texas)

2006	Cody Boyd, te
------	---------------

EAST-WEST SHRINE GAME

(Stanford, Calif.)

1926	Fred Kramer, g
1927	Butch Meeker, qb
1928	Mel Dressel, t
	Dan Horan, fb
	Ted Rowher,* hb
1931	George Hurley, e
	Glenn "Turk" Edwards, t
1932	Phil Sarboe, fb
1933	Clem Senn, g
1934	George Theodoratus, t
	Frank Stojak, g
1935	Ted Christofferson, hb
	John Bley, e
1936	Ed Goddard, qb
	Floyd Terry, hb
	Roger Dougherty, fb
1937	Al Hoptowitz, g
	Carl Littlefield, hb
	Bob Grimstead, e
1938	Dick Farman, t
1940	Stan Johnson, k
1941	Bill Sewell, qb
	Dale Gentry, e
1942	Bob Kennedy, fb
	Nick Susoeff, eq
	Bill Remington, c
1945	Rod Giske, g
1947	Francis Bacoka, e
	Tom Parry, e
1948	Laurie Niemi, t
	Jerry Williams, hb
	David Swanson, e
1949	Don Paul, hb
1950	Laverne Torgeson, lb
1951	Bud Roffler, hb
1952	Ed Barker, e
	Harlan Svare, e
	Elmer Messenger, t
1954	Duke Washington, fb
1955	Vaughan Hitchcock, g
1958	Bob Newman, qb
	Bill Steiger, hb
1959	Don Ellersick, db
	Gail Cogdill, e
1960	Keith Lincoln, rb
1961	Mel Melin, qb
1962	Hugh Campbell, e
	George Reed, rb
1963	Roy Busse, c
	Glenn Baker, t
1964	Clancy Williams, rb
1965	Wayne Foster, dt
1967	Dave Middendorf, g
1971	Bernard Jackson, rb
	Steve Busch, g
	Buzz Brazeau, ot
1972	Ty Paine, qb
	Jim Robinson, de
	Bill Moos, ot
1973	Tom Wickert, ot
	Eric Johnson, db
	Ken Grandberry, rb
1974	Andrew Jones, rb
	Geoff Reece, c
1977	Ken Greene, db
	Gavin Hedrick, p
1979	Bob Gregor, db
1980	Scott Pelluer, olb



WSU has been represented at the East-West Shrine Game in each of the last seven years, including current Philadelphia Eagles fullback Jed Collins last year.

1982	Pat Beach, te
	Paul Sorensen, fs
1983	Tim Harris, rb
1984	Keith Millard, dt
1985	Dan Lynch, og
1986	Rueben Mayes, rb
	Mark Rypien, qb
1987	Kerry Porter, rb
	Ricky Reynolds, cb
1988	Mike Utley, og
1989	Tim Stallworth, wr
	Steve Broussard, rb*
	Tony Savage, dt
1991	Jason Hanson, pk
	Bob Garman, og*
1992	Bob Garman, og
	Clarence Williams, te
1993	Anthony McClanahan, lb
1994	DeWayne Patterson, de
	Chad Eaton, dt
	Mark Fields, lb
1995	Chris Hayes, lb
1996	Scott Sanderson, ot
	James Darling, lb
1997	Jason McEndoo, og
	Dorian Boose, de
	Michael Black, rb*
2001	Lamont Thompson, fs
	Billy Newman, ss
	Nakoa McElrath, wr*
2002	Derrick Roche, og
2003	D.D. Acholonu, de
	Jason David, cb
	Jeremy Williams, dt
2004	Calvin Armstrong, ot
	Karl Paymah, cb
2005	Nick Muhlhauser, c
	Jerome Harrison, rb*
	Will Derting, lb*
2006	Mkristo Bruce, de
	Tyrone Brackenridge, db
	Charles Harris, ol
2007	Jed Collins, fb

*Selected but did not play

ROSE BOWL

PASADENA, CALIF.
 JANUARY 1, 1916
 FINAL WSU RECORD: 7-0-0

ROSTER

- 6 Harry "Hack" Applequist, g
- 14 Benton Bangs, h
- 10 Ralph Boone, h
- 7 Bert Brooks, t
- 2 Ace Clark (Captain)
- 8 Carl Deitz, f
- 15 Basil Doane, f
- 12 Arthur "Bull" Durham, qb
- 5 M. Ray Finney, g
- 3 Roland M. "Fish" Fishback, g
- 11 Dick Hanley, h
- 17 Walter Herreid, t
- 21 Earl King, g
- 4 Albert Langdon, c
- 9 Ray Loomis, e
- 16 Silas Stites, g
- 1 Clarence Zimmerman, e
- Frank Michaels
- Clarence Boone

HEAD COACH



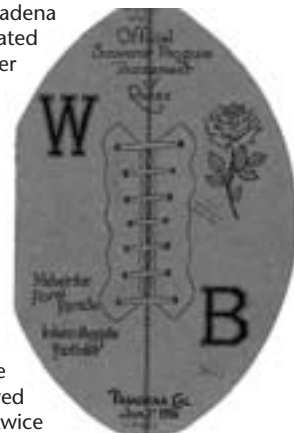
William "Lone Star" Dietz

1915 RESULTS

- 28-3 Oregon
- 29-0 @ Oregon State
- 41-0 @ Idaho
- 27-7 Montana
- 17-0 Whitman
- 48-0 @ Gonzaga
- 14-0 Brown (Rose Bowl)

WSU 14, BROWN 0

A crowd of 10,000 was on hand at the Pasadena Rose Bowl January 1 to watch as undefeated Washington State took on eastern power Brown University in the first of the continuous Rose Bowls. WSU used third and fourth quarter touchdown runs by Ralph Boone and Carl Dietz to shutout the Bruins 14-0. Brown entered the game a two-to-one favorite, despite a modest 5-3-1 record. The Bruins' 3-0 win over Yale was the key accomplishment that earned the Rhode Island team an invitation to play in the Rose Bowl. A cold spell, followed by a heavy rain and some snow for three days prior to the game, turned the playing field into a sea of mud that slowed both teams. Brown came close to scoring twice in the first half, but each time Washington State's defense, which had allowed just one field goal and one touchdown all season, rose to the task and halted the Bruins short of the goal line, once at the four yard line. Bruin star Fritz Pollard gained just 47 yards in 13 carries. Pollard later became the first black named to a Walter Camp All-America team and was the first black head coach in the National Football League. In the second half WSU's size advantage began to pay off as the Cougars took command, scoring once in each quarter. WSU's preparation for the game had been, to say the least, odd. Coach William "Lone Star" Dietz, out of the Carlisle Indian School, and his Cougar squad served as extras in the football film "Tom Brown of Harvard" each morning, then practiced for the bowl game during the afternoon. Each WSU player earned \$100 for the 14 mornings of movie work. During practice sessions, Dietz appeared in his "classic" coaching attire: a silk hat, Prince Albert cutaway coat, striped pants, yellow gloves, and a walking stick. Originally known as the Pasadena Tournament of Roses East-West game (it was 1923 when the real Rose Bowl facility was completed that the name changed), the WSU-Brown game was played at Tournament Park.



BROWN	0	0	0	0	0
WASHINGTON STATE	0	0	7	7	14

TEAM	QTR	SCORING PLAY
WSU	3	Boone 3 run (Durham kick)
WSU	4	Dietz 4 run (Durham kick)

ATTENDANCE—10,000



Washington State University's undefeated 1915 team met eastern power Brown University in the 1916 Rose Bowl and won 14-0, completing an undefeated season. The 1916 game was the first of the continuous Rose Bowl contests.

ROSE BOWL

PASADENA, CALIF.

JANUARY 1, 1931

FINAL WSU RECORD: 9-1-0, 6-0-0

ROSTER

- 3 Harold Ahlskog, t
- 2 Stanley Bishop, g
- 4 Henry Butherus, f
- 7 Walter Camp, t
- 9 Mentor Dahlen, q
- 10 Mike Davis, h
- 12 Glenn "Turk" Edwards, t
- 6 Carl Ellingsen, h
- 47 Art Freeborg, q
- 43 Bill Goodwin, t
- 19 Fred Green, g
- 22 Joe Hansen, c
- 39 Sam Hansen, e
- 56 Homer Hein, e
- 8 Mel Hein, c
- 17 George Hill, e
- 11 Lou Hull, h
- 28 George Hurley, g
- 38 John Hurley, e
- 15 Ralph Jackson, t
- 52 Virgil Jackson, t
- 24 DeWayne Johnson, f
- 20 Oscar Jones, h
- 21 Porter Lainhart, h
- 27 Ray Luck, q
- 40 Wilbur Luft, q
- 26 Lyle Maskell, e
- 16 Frank Mitchell, g
- 30 Howard Morgan, c
- 29 Howard Moses, h
- 41 Jack Parodi, g
- 50 George Sanders, h
- 5 Emmett Schroeder, h
- 33 Elmer Schwartz, f
(Captain)
- 37 Clement Senn, g
- 49 Stan Shaw, e
- 48 Leonard Soike, c

- 34 Arnold Soley, f
- 35 Bill Tonkin, q
- 57 Frank Wallulis, t
- 36 Harold Yap, g

1930 RESULTS

- 47-12 College of Idaho
 - 16-0 @ California
 - 7-6 USC
 - 24-0 @ Gonzaga
 - 61-0 Montana
 - 14-7 # Oregon State
 - 33-7 @ Idaho
 - 3-0 @ Washington
 - 13-0 @ Villanova
 - 0-24 Alabama (Rose Bowl)
- # = Played in Portland

HEAD COACH



O.E. "Babe" Hollingbery

ALABAMA 24, WSU 0

The Alabama Crimson Tide used a second-quarter blitz, including touchdown runs of one and 43 yards by quarterback Monk Campbell, to post a 24-0 win over previously undefeated Washington State in the 17th Rose Bowl game, viewed by 65,000 fans. Alabama's coach was Wallace Wade, who had been a member of the Brown University team that lost to WSU in the 1916 Rose Bowl. Wade, during his career, coached in five Rose Bowls.



ALABAMA	0	21	3	0	24
WASHINGTON STATE	0	0	0	0	0

TEAM	QTR	SCORING PLAY
Alabama	2	Suther 62 pass from Moore (Campbell kick)
Alabama	2	Campbell 1 run (Campbell kick)
Alabama	2	Campbell 43 run (Campbell kick)
Alabama	3	Whitworth 40 field goal

ATTENDANCE—65,000



"Babe" Hollingbery's fifth Cougar team went a perfect 9-0-0 to earn a Rose Bowl berth in 1930, including a 6-0 mark during the Pacific Coast Conference schedule. Included in the list of Cougar victims were California 16-0, USC 7-6, Washington 3-0 and Villanova 13-0. Two members of the WSU team later earned recognition in the College Football Hall of Fame, Mel Hein and Glen "Turk" Edwards.

HOLIDAY BOWL

SAN DIEGO, CALIF.
DECEMBER 18, 1981
FINAL WSU RECORD: 8-3-1, 5-2-0

ROSTER

89	Pat Beach, te	75	Pat Scribbick, ot
97	Mike Beasley, olb	51	Steve Sebahar, c
36	Cleve Bigelow, fs	48	Peter Shaw, ss
96	Lee Blakeney, slb	72	Kevin Sloan, ot
26	Roger Bolden, rb	82	Steve Smalls, wr
20	Al Bowens, rb	28	Paul Sorensen, fs
30	Nate Bradley, cb	80	Tom Spencer, te
25	Brian Brooks, cb	24	Darren Talley, fl
91	Ben Carrillo, slb	3	Joe Taylor, ss
9	Clete Casper, qb	22	Lawrence Tylor, wr
95	Ken Collins, dt	5	Gary Teague, fs
38	Cleofus Cullors, cb	98	Rico Tipton, slb
16	Tim Davey, p	40	Rob Treece, db
8	Nathan Davis, se	54	Junior Tupuola, olb
31	Don Denman, rb	12	Ricky Turner, qb
1	Jimmy DeWitt, wr	90	Pili Tutuvanu, c
53	Rob Dezellum, og	62	Mike Walker, dt
73	Matt Elisara, ng	33	Dickie Walsh, fb
37	Sonny Elkinton, olb	46	Bob Walsh, olb
11	Bob Elliott, pk	27	Jerald Waters, fs
34	Ken Emmil, olb	44	John West, ss
59	Peter Emsky, ot	57	Brent White, wlb
83	Leif Erickson, te	84	Jamie White, te
87	Paul Escalera, fl	42	Robert Williams, fb
41	Jeff Files, cb	56	Bill Williams, c
60	Charlie Flager, ot	76	Eric Williams, dt
6	Bill Gribble, cb	74	John Winslow, ot
94	Brad Harrington, olb		
43	Tim Harris, rb		
52	Dave Harrison, og		
29	Steve Haub, cb		
79	Milford Hodge, ng		
64	Ted Jacobsen, dt		
85	J.J. Jones, se		
88	Jeff Keller, fl		
45	Wade Killian, wlb		
21	Don LaBomme, rb		
61	Curt Ladines, slb		
4	Ward Leland, pk		
58	Dan Lynch, og		
65	Pat Lynch, ng		
23	Mike Martin, rb		
32	James Matthews, fb		
67	Dallas Maynard, dt		
55	Mark McKay, og		
93	Keith Millard, dt		
2	Cameron Mitchell, se		
10	Kevin Morris, pk		
99	Jim Olesen, te		
50	Mike Palumbo, og		
63	Gary Patrick, og		
18	Mark Pleis, olb		
81	Jeff Poppe, se		
66	David Pritchard, c		
19	Rod Retherford, cb		
70	Gary Richards, dt		
49	Kirk Russell, olb		
17	Mark Rypien, qb		
69	Kirk Samuelson, og		
78	Mike Schuster, ot		

1981 RESULTS

33-21	# Montana State
14-10	@ Colorado
24-21	Arizona State
31-0	Pacific
23-0	@ Oregon State
17-17	UCLA
34-19	@ Arizona
17-41	@ USC
39-7	Oregon
19-0	# California
10-23	@ Washington
36-38	Brigham Young (Holiday Bowl)

= Game played in Spokane

HEAD COACH



Jim Walden

#14 BYU 38, #20 WSU 36

Three games in one was more than the 52,000-plus fans at San Diego's Jack Murphy Stadium paid for, but three games is what they saw as the Brigham Young Cougars held on to defeat the Washington State Cougars 38-36. The BYU squad won the first game, a 31-minute affair that generated a 31-7 lead for the team from Provo. The next 25 minutes just as convincingly belonged to WSU 29-7. In the end, however, the game belonged to BYU as much for defense as anything. They stopped the Pullman team with just over three minutes to play by forcing a punt, then ran out the clock to preserve the win. Jim McMahon, in his last collegiate game, completed 27 of 43 passes for 342 yards and three touchdowns. More importantly, he did not throw an interception. The WSU Cougars used the running of Don LaBomme and quarterback Ricky Turner to baffle the BYU team, especially in the second half. Turner gained 92 yards in 12 carries and scored twice, while LaBomme added 79 yards in 14 carries and scored once. Robert Williams and Mike Martin also scored for the Cougars. WSU's failure on a two-point conversion late in the third quarter, an interception BYU's Ron Holmoe returned 35 yards for a touchdown on the third play of the third quarter, and a key sack of Casper on WSU's last possession loomed big in a game that had numerous turning points.



WASHINGTON STATE	0	7	21	8	36
BRIGHAM YOUNG	7	17	7	7	38

TEAM	QTR	TIME	SCORING PLAY
BYU	1	9:46	Plater 35 pass from McMahon (Gunther kick)
BYU	2	13:58	Hudson 7 pass from McMahon (Gunther kick)
WSU	2	9:20	Turner 2 run (Leland kick)
BYU	2	6:15	Gunther 20 field goal
BYU	2	1:06	Hamilton 1 run (Gunther kick)
BYU	3	14:00	Holmoe 35 interception return (Gunther kick)
WSU	3	10:43	LaBomme 18 run (Beech pass from Casper)
WSU	3	5:16	R. Williams 5 run (pass failed)
WSU	3	0:59	Turner 13 run (Leland kick)
BYU	4	14:55	Pettis 11 pass from McMahon (Gunther kick)
WSU	4	5:12	Martin 1 run (Turner run)

TOTAL OFFENSE—WSU 78/351/4.5. BYU 76/437/5.8.

RUSHING—WSU 53/245: LaBomme 14/79, Turner 12/92, Williams 11/48, Harris 4/16, Bowens 1/1, Mitchell 1/-1, Martin 6/14, Casper 3/-4, Keller 1/0. BYU 32/69: Hamilton 9/52, Pettis 7/28, Sikahema 3/12, McMahon 12/-23, Mees 1/0. **PASSING**—WSU 25/82/106/0/33: Casper 16/62/69/0/24, Turner 9/2/0/27/0/33. BYU 44/28/0/368/3/45: McMahon 43/27/0/342/3/45, Young 1/1/0/26/0/26.

RECEIVING—WSU: Keller 4/40, Jones 2/9, Beach 2/57. BYU: Collie 2/17, Pettis 8/73, Hudson 7/126, Plater 1/35, Hamilton 3/21, Balholm 2/31, Kozlowski 2/44, Sikahema 2/2, Hansen 1/7, Stroh 0/12.

INTERCEPTIONS—WSU: None. BYU: O'Neil 1/18, Holmoe 1/35td.

PUNTING—WSU: Davey 2/71/35.5/39, LaBomme 2/101/50.5, 53, Morris 4/155/38.8/44. BYU: Mees 7/295/42.1/51.

PUNT RETURNS—WSU: Gribble 6/39. BYU: Sikahema 3/16.

KICKOFF RETURNS—WSU: LaBomme 4/106. BYU: Sikahema 2/5, Hansen 2/21.

SCORING—WSU: Turner 14, LaBomme 6, Williams 6, Martin 6, Beech 2, Leland 2. BYU: Gunther 8, Platter 6, Hudson 6, Hamilton 6, Holmoe 6, Pettis 6.

FIRST DOWNS—WSU 23/17/3/3. BYU 22/6/15/1.

FUMBLES/LOST—WSU 0/0. BYU 5/0.

PENALTIES/YARDS—WSU 5/45. BYU 9/86.

POSSESSION TIME—WSU 32:91. BYU 27:59.

THIRD/FOURTH-DOWN CONVERSIONS—WSU 10/19. BYU 9/18.

ATTENDANCE—52,419

WSU TACKLERS—Taylor 11/6/5, Blakeney 8/3/5, Retherford 6/4/2, White 5/3/2, Files 5/4/1, Collins 4/4/0, Walker 4/1/3, Elisara 4/2/2, Bradley 4/3/1, Sorensen 4/2/2, Emmil 3/1/2, West 3/3/0, Tupuola 2/2/0, P. Lynch 1/0/1, E. Williams 1/1/0, Tipton 1/0/1, Carrillo 1/0/1, Elkinton 1/0/1, Beach 1/1/0, Martin 1/1/0.

WSU SACKS—Elisara 2/-20, Collins 1/-4. **WSU TFL**—Collins 1/2, Emmil 1/4, Taylor 1/-8.

EAGLE ALOHA BOWL

HONOLULU, HAWAII
 DECEMBER 25, 1988
 FINAL WSU RECORD: 9-3-0, 5-3-0

ROSTER

55	Tuineau Alipate, lb	3	Timm Rosenbach, qb
49	Kevin Andal, te	75	Tony Savage, dt
8	Chris Ayears, db	66	Kelly Schlegel, ot
48	Matt Bona, te	23	Rodney Scott, rb
31	Steve Broussard, rb	80	Jody Sears, wr
99	Marlin Brown, de	69	Matt Simonet, ot
16	Benari Burroughs, db	53	Dave Smith, c
48	Lewis Bush, lb	63	Mike Smith, og
34	Paul Carr, rb	66	Dustin Smith, de
11	Arana Clark, db	2	Tim Stallworth, wr
21	Desmond Clayton, wr	85	Robert Stogner, wr
59	Bill Clemm, lb	65	Mark Stokes, og
39	Robert Compton, db	33	Rich Swinton, rb
76	Ivan Cook, de	36	Elmer Thomas, wr
70	Steve Cromer, og	83	Lee Tilleman, te
84	Chad Cushing, te	11	Ed Tingstad, rb
1	C.J. Davis, wr	29	Vernon Todd, db
51	Troy Dennison, lb	70	Christian Tollefson, de
44	Chad Dezelle, lb	78	Andy Tribble, og
22	John Diggs, cb	60	Mike Utley, og
97	Tim Downing, dt	15	Dan Vaughn, qb
68	Chris Dyko, ot	52	Mark Versteegen, lb
62	Jim Eucker, og	92	Dan Webber, dt
52	Dave Fakkema, c	82	Doug Wellsandt, te
79	Ross Filkins, ot	94	Kirk Westerfield, de
43	Phil Garabedian, olb	9	Rob Whorley, pk
9	Aaron Garcia, qb	98	Aaron Wiksten, lb
67	Bob Garman, og	84	Butch Williams, te
89	Greg Godfrey, de	17	Michael Wimberly, wr
12	Brad Gossen, qb	13	Victor Wood, wr
96	Randy Gray, de	90	Jeron Woodley, de
50	Dan Grayson, lb	20	Michael Wright, cb
47	Victor Greer, wr	24	Shaunbe Wright-Fair, rb
4	Jason Hanson, pk	56	Paul Wulff, c
15	Ron Hawkins, qb	87	Ron Young, wr
19	Artie Holmes, fs		
73	John Husby, ot		
72	Ken Kuiper, ot		
18	Shawn Landrum, db		
10	Jay Languelin, db		
80	John Lark, wr		
91	Mark Ledbetter, dt		
42	Ron Lee, ss		
17	Kurt Loertscher, lb		
8	Tom McGill, db		
35	Mickey McShan, rb		
30	Randal McWilliams, db		
40	Maury Metcalf, lb		
74	Jim Michalczyk, og		
32	Russ Miller, lb		
6	Chris Moton, fs		
45	Rob Myers, p		
37	Roosevelt Noble, db		
61	Robert Norvell, c		
46	Rodd Olson, te		
41	Bob O'Neal, lb		
81	Mel Orchard, te		
54	Tolo Palelei, dt		
28	Randy Parker, fs		
88	William Pellum, wr		
77	Konrad Pimiskern, dl		
93	Rod Plummer, lb		
71	Jay Reyna, de		
26	Ron Ricard, db		
57	Keith Rice, lb		
25	Thomas Rogers, rb		

1988 RESULTS

44-7	@ Illinois
41-9	@ Minnesota
28-43	Oregon
52-24	@ Tennessee
44-13	California
28-45	@ Arizona
28-31	Arizona State
34-30	@ UCLA
24-21	@ Stanford
36-27	Oregon State
32-31	Washington
24-22	Houston (Aloha Bowl)

HEAD COACH



Dennis Erickson

#18 WSU 24, #14 HOUSTON 22

Washington State scored 24 second-quarter points and forced a last-second Houston turnover in notching a 24-22 win over the Texan Cougars Christmas Day. The bowl appearance was WSU's second of the 1980s and evened the Cougars bowl record to 2-2. In a close game there are many heroes, but for WSU, none stood out more than senior Victor Wood. He picked up a fumble early in the second quarter and zipped five yards for a touchdown that put his Cougars ahead 7-3. On WSU's next possession, Wood caught a 15-yard scoring pass from Timm Rosenbach to put WSU up 14-3 and well on its way to a bowl victory viewed by a national ABC-TV audience. Wood's heroics were catching as WSU added a Jason Hanson 33-yard field goal and another touchdown, this one by Rosenbach, before halftime to put Washington State in command 24-9. WSU limited the Texas visitors to just five first half firstdowns, 46 yards rushing, and 77 yards passing before intermission. The Cougars picked off two Houston passes, one each by Shawn Landrum and Vernon Todd. In the end, however, it was Tuineau Alipate's hard hit that forced a Houston fumble recovered by Artie Holmes at the WSU five yard line. James Dixon was the recipient of Alipate's jarring tackle after catching a David Dacus pass over the middle that appeared for a moment to set up a potential game-winning score by Houston. The Cougars then controlled the ball for the final 2:44, with a key six-yard Rosenbach to Tim Stallworth pass giving WSU the much-needed first down just before the game ended.



WASHINGTON STATE	0	24	0	0	24
HOUSTON	3	6	6	7	22

TEAM	QTR	TIME	SCORING PLAY
UH	1	13:13	Anderson 27 field goal
WSU	2	13:39	Wood 5 fumble run (Hanson kick)
WSU	2	8:39	Wood 15 pass from Rosenbach (Hanson kick)
WSU	2	6:31	Hanson 33 field goal
UH	2	4:56	Witherspoon 1 run (kick failed)
WSU	2	0:53	Rosenbach 1 run (Hanson kick)
UH	3	4:25	Mason 53 pass from Dacus (pass failed)
UH	4	13:16	Weatherspoon 2 pass from Dacus (Anderson kick)

TOTAL OFFENSE—WSU 92/460/5.00, UH 61/309/5.01.
RUSHING—WSU 56/154: Broussard 33/139, Swinton 9/38, Rosenbach 14/-28, Wood 0/5. UH 21/683: Weatherspoon 14/80, Anderson 2/3, Ware 3/-1, Dacus 2/-14.
PASSING—WSU 36/19/1/306/1/40: Rosenbach 36/19/1/306/1/40. UH 40/17/2/241/2/53: Dacus 11/8/0/153/2/53, Ware 28/8/2/44/0/11, Phillips 1/1/0/44/0/44.
RECEIVING—WSU: Stallworth 8/120, Wood 2/48, Wimberly 2/24, Wellsandt 1/40, Olson 1/20, Broussard 1/11. UH: Dixon 4/52, Anderson 3/11, Mason 2/83, Williams 2/24, Phillips 2/14, Cooper 2/11, P. Smith 1/44, Weatherspoon 1/2.
INTERCEPTIONS—WSU: Landrum 1/27, Todd 1/4. UH: A. Montgomery 1/72.
PUNTING—WSU: Myers 6/276/46.0/53. UH: Rodriguez 8/358/44.8/70.
PUNT RETURNS—WSU: Wood 3/52. UH: Calloway 3/26.
KICKOFF RETURNS—WSU: Wood 5/123. UH: Dixon 4/166, Weatherspoon 1/25.
SCORING—WSU: Wood 12, Rosenbach 6, Hanson 6. UH: Weatherspoon 12, Mason 6, Anderson 4.
FIRST DOWNS—WSU: 28/9/13/1. UH: 13/5/6/2.
FUMBLES/LOST—WSU: 2/1. UH: 2/1.
PENALTIES/YARDS—WSU: 11/95. UH: 9/58.
POSSESSION TIME—WSU: 37:43. UH: 22:17.
THIRD-DOWN CONVERSIONS—WSU: 8/19. UH: 3/14.
ATTENDANCE—35,132.
WSU TACKLERS—Holmes 9/3/6, Ledbetter 8/4/4, Gray 7/2/5, Savage 7/4/3, Grayson 5/2/3, O'Neal 5/2/3, Ricard 5/5/0, Alipate 3/2/1, Metcalf 3/0/3, Landrum 3/3/0, Lee 3/2/1, Todd 3/1/2, Brown 2/2/0, Cook 2/2/0, Downing 1/1/0, Woodley 1/0/1, Noble 1/1/0, Wright 1/1/0.
WSU SACKS—Cook 1/-10, Ledbetter 1/-2, Savage 1/-12.
WSU TFL—None.

WEISER LOCK COPPER BOWL

TUCSON, ARIZONA
DECEMBER 29, 1992
FINAL WSU RECORD: 9-3-0, 5-3 (TIE-3RD)

ROSTER

51	Marc Allen, lb	30	Elijah Raphael, rb
67	Darren Anderson, ol	50	Paul Reed, og
57	Kevin Ashworth, lb	70	Clay Reis, ot
75	Mike Bailey, ot	62	Brandon Reyna, ot
11	Drew Bledsoe, qb	39	Keith Reynolds, wr
2	Phillip Bobo, wr	34	Anthony Rice, db
52	Robert Booth, dt	93	Cliff Robinson, olb
82	Boone Borden, wr	10	John Rushing, fs
53	Joseph Brazeau, lb	49	Payam Saadat, lb
27	Greg Burns, cb	99	Vince Saldivar, de
48	Lewis Bush, de	71	Tino Salinas, ot
89	Brett Carolan, te	95	Scott Sanderson, dl
17	Chad Carpenter, wr	94	Don Sasa, de
31	Ron Childs, lb	6	Calvin Schexnayder, wr
37	Jeff Craig, p	69	John Scukanec, ol
1	C. J. Davis, wr	82	Todd Shaw, dt
80	Justin DeBeaumont, de	1	Sedric Shorter, de
15	Shawn Deeds, qb	84	Dustin Smith, te
21	Shane DeLaCruz, wr	5	Derek Sparks, rb
25	Jay Dumas, wr	18	Leland Sparks, db
61	Josh Dunning, og	22	David Spence, wr
90	Chad Eaton, dt	20	Justin Sundquist, wr
83	Syd Ethridge, wr	46	Eric Thompson, lb
72	Jim Eucker, ot	66	Robbie Tobeck, c
29	Mark Fields, lb	78	Andy Tribble, ot
56	T. J. Folkers, lb	47	Tony Truant, pk
69	Brian Ford, dt	75	T. J. Tuntland, dt
54	Kyle Foye, lb	35	Robert Turner, cb
38	David Francis, db	44	Buddy Waldron, ss
97	Chris Frank, dt	33	Mark Whitmire, lb
74	Bob Garman, og	98	Clarence Williams, te
3	Curtis Geathers, cb	35	Jason Wolcott, rb
92	Ray Hall, dt	76	Steve Wolfe, c
16	Darryl Hamilton, fs	32	Shaumbe Wright-Fair, rb
40	Chris Hayes, ss		
20	Derek Henderson, cb		
26	Terrell Henderson, db		
42	Derrick Hentz, de		
23	Kevin Hicks, rb		
24	Torey Hunter, cb		
18	Todd Jensen, db		
43	Delton Johnson, rb		
28	Steve Johnston, p		
85	Albert Kennedy, wr		
59	David Knuff, wlb		
64	Ron Lewis, ol		
88	Santana Lewis, wr		
19	Kurt Loertscher, lb		
65	Quinn Magnuson, og		
23	George Martin, p		
41	Anthony McClanahan, ilb		
68	Marc McCloskey, og		
8	Singor Mobley, ss		
87	Eric Moore, te		
16	Kent Mosbrucker, qb		
4	Johnny Nansen, rb		
63	Eric Ness, c		
86	DeWayne Patterson, de		
13	Mike Pattinson, qb		
79	Shane Petersen, de		
77	Konrad Pimiskern, ot		
43	Mark Pimiskern, lb		
9	Deron Pointer, wr		
12	Aaron Price, ks		

1992 RESULTS

25-13	Montana
23-20	@ Arizona
39-37	@ Fresno State
51-10	Temple
35-10	@ Oregon State
30-17	UCLA
21-31	@ USC
17-34	Oregon
20-18	Arizona State
3-40	@ Stanford
41-23	Washington
31-28	Utah (Copper Bowl)


HEAD COACH



Mike Price

#18 WSU 31, UTAH 28

Perhaps no college bowl game following the 1992 gridiron season was more offensive minded than the Copper Bowl matchup between WSU and Utah, but after all the running and passing that accounted for more than 1,100 yards, the deciding play was a 22-yard field goal by WSU's Aaron Price. The Cougars scored 21 unanswered points in the first quarter and one additional score just before halftime for a 28-14 lead. WSU then held on until Price gave them their final lead with 5:08 to play. Even then, they had to watch anxiously as Chris Yergensen's 20-yard chip shot sailed wildly to the left with 3:18 remaining. Though the 40,000-plus fans left the stadium talking about the offensive plays that stood out, it was WSU's defense in the fourth quarter that made this win possible. The Utes scored twice in the second quarter and added two more scores to pull even with a quarter to play. Both teams then turned to their defenses. The key play came with 6:29 to play when Utah's Frank Dolce avoided a strong WSU rush and hooked up with Henry Lusk on a short sideline pass. John Rushing then stripped Lusk of the ball and Singor Mobley scooped it up at the Utah 36 yard line. Fifteen yards later, at the Utah 21, Mobley was dragged down, setting up the Cougars with great field position. Drew Bledsoe immediately drove the Cougars to the Utah five yard line before turning the scoring chores over to Price. Like he did the closing seconds of WSU's 23-20 win over Arizona in the same stadium early in the season, Price came through with the kick. Bledsoe completed 30 of 46 passes for a school record 476 yards. Phillip Bobo caught 87 (equalling a school record) and 48 yards, and Shaumbe Wright-Fair picked up 123 yards rushing and scored on a pair of three-yard line smashes.



A kick for Tucson

UTAH	0	14	14	0	28
WASHINGTON STATE	21	7	0	3	31

TEAM	QTR	TIME	SCORING PLAY
WSU	1	13:25	Wright-Fair 3 run (Price Kick)
WSU	1	10:32	Bobo 87 pass from Bledsoe (Price kick)
WSU	1	1:20	Wright-Fair 3 run (Price kick)
Utah	2	9:35	S.Williams 10 pass from Dolce (Yerkensen kick)
Utah	2	2:51	K. Williams 25 run (Yerkensen kick)
WSU	2	0:31	Bobo 48 pass from Bledsoe (Price kick)
Utah	3	8:49	Lusk 49 pass from Dolce (Yergensen kick blocked)
Utah	3	5:25	P. Jones 8 run (Murry pass from Dolce)
WSU	4	5:08	Price 22 field goal

TOTAL OFFENSE—WSU 89/636/7.1. UTAH 79/495/6.3.

RUSHING—WSU 41/144: Wright-Fair 27/123, Bobo 2/16, D. Sparks 1/11, Pattinson 2/5, Dumas 1/-3, Bledsoe 6/-8. UTAH 39/179: K. Williams 13/112, P. Jones 11/43, Lusk 1/10, Anderson 4/7, Dolce 9/5, S. Williams 1/2, .
PASSING—WSU 38/32/1/492/2/87: Bledsoe 46/30/1/476/2/87, Pattinson 2/2/0/16/0/9. UTAH 40/21/0/316/2/70: Dolce 40/21/0/316/2/70.
RECEIVING—WSU: C. J. Davis 8/134, Bobo 7/212, Wright-Fair 6/21, Pointer 5/73, Schexnayder 4/43, Williams 1/7, Carolan 1/2. UTAH: S. Williams 7/121, Hooks 5/75, Lusk 4/75, K. Williams 2/6, P. Jones 1/17, Anderson 1/8, Welch 1/8.
INTERCEPTIONS—WSU: None. UTAH: Crawford 1/9.
PUNTING—WSU: Johnston 6/219/36.5/50. UTAH: Young 6/258/43.0/53.
PUNT RETURNS—WSU: Hunter 2/-2. UTAH: S. Williams 3/17.
KICKOFF RETURNS—WSU: DeLaCruz 1/7. UTAH: P. Jones 2/23, Miller 2/16, K. Williams 1/25, Lusk 1/9.

SCORING—WSU: Bobo 12, Wright-Fair 12, Price 7. UTAH: S. Williams 6, K. Williams 6, Lusk 6, P. Jones 6, Murry 2, Yergensen 2.
FIRST DOWNS—WSU: 28/10/16/1. UTAH: 20/9/10/1.
FUMBLES/LOST—WSU: 4/2. UTAH: 3/1.
PENALTIES/YARDS—WSU: 18/136. UTAH: 7/55.
POSSESSION TIME—WSU: 29:52. UTAH: 30:08.
THIRD-DOWN CONVERSIONS—WSU: 4/15. UTAH: 4/17.
ATTENDANCE—40,867.
WSU TACKLERS (T-P-A)—McClanahan 12/7/5, Childs 9/8/1, Mobley 7/6/1, Rushing 7/6/1, Loertscher 6/3/3, Burns 4/3/1, Jensen 4/3/1, Bush 3/3/0, Hall 3/3/0, Hunter 2/2/0, Geathers 2/2/0, Ford 2/2/0, Waldron 2/2/0, Ashworth 2/2/0, Eaton 1/1/0, Whitmire 1/1/0, Frank 1/1/0, Saldivar 1/1/0, Tobeck 1/1/0.
WSU SACKS—Frank 1/-8.
WSU TFL—Childs 1/-8, Frank 1/-8, Bush 1/-1.

BUILDER SQUARE ALAMO BOWL

SAN ANTONIO, TEXAS
DECEMBER 31, 1994
FINAL WSU RECORD: 8-4-0, 5-3 (FOURTH)

ROSTER

9 Kearney Adams, wr
67 Rick Austin, ol
55 Leon Bender, dl
52 Robert Booth, de
27 Greg Burns, cb
69 Stephen Bush, ol
57 James Cage, lb
17 Chad Carpenter, wr
16 Derek Chapman, qb
31 Ron Childs, lb
32 Jason Clayton, rb
33 James Darling, lb
12 Chad Davis, qb
15 Shawn Deeds, qb
2 Chad DeGrenier, qb
45 Chris Dixon, lb
46 Shane Doyle, de
1 Jay Dumas, wr
90 Chad Eaton, dt
74 Zach Edwards, ol
80 Shaheed Evans, wr
29 Mark Fields, lb
81 Evan Ford, wr
19 Ronnie Fowler, wr
38 Phillip Glover, lb
8 Jake Gundersen, qb
61 Lonnie Hall, ol
62 Lee Harrison, ol
37 Ashanti Hayes, db
22 Chris Hayes, lb
58 Saul Heikkila, lb
20 Derek Henderson, db
3 Terrell Henderson, db
23 Kevin Hicks, rb
95 Gary Holmes, de
42 Steven Hughes, wr
24 Torey Hunter, cb
39 Ray Jackson, db
18 Todd Jensen, fs
97 Darryl Jones, dt
85 Albert Kennedy, wr
45 Barry Kennard, p/pk
91 Adam Kietzer, wr
84 Jon Kincaid, te
98 David Knuff, te
91 Brad Lawson, dt
13 Ryan Leaf, qb
28 Richard LaBlanc, wr
75 Ron Lewis, ol
40 Shon Lewis, wr
34 Frank Madu, rb
54 Steven Mahitka, ol
51 Anthony Malaki, olb
69 C.J. Markey, dl
96 Brenden Marshall, te
26 George Martin, p
68 Marc McCloskey, og
66 Jason McEndoo, ol
76 Ryan McShane, ol
6 Shawn McWashington, wr
10 Miguel Meriwether, qb
8 Singor Mobley, ss
36 Brandon Moore, db
89 Eric Moore, te
21 Ken Moore, db
93 Delmar Morais, de
4 Johnny Nansen, lb
60 Mark Nason, ol

64 Todd Nelson, lb
78 Paul Niiyamo, dt
96 Marty Northcroft, dt
38 Scott Noteboom, rb
9 Dennis O'Neill, k/p
86 DeWayne Patterson, de
32 Jamel Payton, db
99 Geoff Pierce, dl
43 Mark Pimiskern, de
73 Rob Rainville, ol
50 Paul Reed, ol
70 Clay Reis, ot
10 John Rushing, fs
44 Payam Saadat, lb
77 Mike Sage, dt
92 Dwayne Sanders, de
72 Scott Sanderson, ol
94 Don Sasa, dt
79 John Scukanec, ol
82 Todd Shaw, dt
13 David Silberstein, p
71 Cory Solomon, ol
5 Derek Sparks, rb
22 David Spence, wr
41 Justin Stallings, wr
56 Brian Stewart, dl
25 Duane Stewart, db
30 Kwame Stewart, rb
4 Bryant Thomas, wr
87 Jeff Thomas, te
39 Shawn Tims, wr
47 Tony Truant, k
53 Tom Wagner, lb
6 Brian Walker, db
35 Jason Wolcott, rb
23 Ray Womack, db

1994 RESULTS:

10-9 Illinois at Chicago
24-3 Fresno State
21-0 @ UCLA
9-10 @ Tennessee
21-7 Oregon
7-10 Arizona
28-21 @ Arizona State
26-23 @ California
10-23 USC
3-21 @ Oregon State
23-6 Washington
10-3 Baylor (Alamo Bowl)

HEAD COACH



Mike Price

#24 WSU 10, BAYLOR 3

The Washington State offense scored on the opening drive of the game and on the last play of the second quarter to provide all the points the Cougar defense needed as WSU held off Baylor's late challenge in a 10-3 win at the second annual Builders Square Alamo Bowl before a crowd of 44,106. Despite some anxious moments in the closing seconds of the game, the Cougar defense made those 10 points stand up by limiting the record-setting Bear offense to eight first downs, 151 yards in total offense and just one field goal. The Cougars did something against Baylor they had not done all season, take the opening kickoff and drive the length of the field for a touchdown. The drive totaled 91 yards, equalling the longest scoring drive of the season, and ended when Kevin Hicks busted through the left side of the line from one yard out to put WSU on top 7-0. The score came six minutes, 32 seconds after the kickoff. WSU's offense provided three more points just before halftime to give the Cougs a 10-0 lead at intermission. Taking the ball after Baylor's Jarvis VanDyke missed his second field goal attempt of the first half, WSU drove from its own 30 yard line to the Baylor 20 yard line, where Tony Truant banged home a 37-yard field goal with two seconds left in the first half. A sideline pass to Jay Dumas for a key first down, then another similar pass to Albert Kennedy put the ball in perfect position for Truant. Davis, named the game's most valuable offensive player, hit six of eight passes on the drive. Davis, who completed 27 of 35 passes for 286 yards, gave Cougar fans a few anxious minutes in the third quarter when he took a hard blow to the back while scrambling out of the pocket. He was able to return one play later and finished the game. Defensively WSU was especially tough in the first half. Baylor came into the game averaging nearly 33 points per game and 382.4 yards per contest. In the first half WSU's defense, led by the game's most valuable defensive player, Ron Childs, limited the Bears to just 41 net yards, 24 rushing and 17 passing. Childs had 10 tackles in the game, including eight solo, of which two were for negative yardage. Only on its last possession did Baylor come close to the WSU endzone, where Todd Jensen, a senior who backed up John Rushing all year, picked off a Jeff Watson pass to halt any Baylor hope of scoring. The bowl victory was WSU's second in the last three years and third in seven years. Joining Childs defensively were Chris Hayes with seven tackles, Mark Fields with six and Chad Eaton with five. Fields and Eaton combined for WSU's only sack, while Torey Hunter also had an interception.



WASHINGTON STATE	7	3	0	0	10
BAYLOR	0	0	3	0	3

TEAM	QTR	TIME	SCORING PLAY
WSU	1	8:28	Hicks 1 run (Truant kick)
WSU	2	0:02	Truant 37 field goal
BU	3	1:35	VanDyke 36 field goal

TOTAL OFFENSE - WSU 66/293/4.4. BU 55/151/2.7.

RUSHING - WSU 31/51/44/71/9: Sparks 8/20, Hicks 10/12, Madu 4/55, Tims 1/-1, Martin 1/-10, Davis 7/-19. BU 32/105/31/74/0/14: Douglas 13/42, B.Lewis 9/34, Ruben 2/5, Muhammad 6/2, Moore 1/-3, Watson 1/-6.
PASSING - WSU 35/27/0/286/0/46: Davis 35/27/0/286/0/46. BU 23/8/2/77/0/33: Watson 22/8/2/77/0/33, Moore 1/0/0/0/0.
RECEIVING - WSU: Carpenter 5/91, Moore 55/38, Dumas 5/26, Hicks 4/14, Kennedy 4/62, Thomas 2/30, Knuff 1/13, Adams 1/12. BU: Bronson 2/15, Douglas 2/16, Muhammad 2/34, Rhynes 1/5, Stanley 1/7.
INTERCEPTIONS - WSU: Jensen 1/11, Hunter 1/0. BU: None.
PUNTING - WSU: Martin 6/201/33.5/37, Team 1/35/35.0/35. BU: Atteberry 6/210/35.0/45.
PUNT RETURNS - WSU: Dumas 1/2. BU: Bronson 5/24.
KICKOFF RETURNS - WSU: Mobley 2/28. BU: Bronson 1/22, Rhynes 1/0.

SCORING - WSU: Hicks 6, Truant 4. BU: VanDyke 3.
FIRST DOWNS - WSU: 14/1/12/1. BU: 8/5/2/1.
FUMBLES/LOST - WSU: 3/1. BU: 9/0.
PENALTIES/YARDS - WSU: 15/110. BU: 2/19.
POSSESSION TIME - WSU: 32:02. BU: 27:58.
THIRD-DOWN CONVERSIONS - WSU: 6/17. BU: 3/15.
ATTENDANCE - 44,106.
WSU TACKLERS (T-P-A) - Childs 10/8/2, Hayes 7/6/1, Fields 6/4/2, Eaton 5/4/1, Rushing 4/3/1, Patterson 4/3/1, Sasa 3/3/0, Walker 3/2/1, Hunter 2/2/0, Mobley 2/1/1, Bender 1/1/0, Doyle 1/1/0, Tims 1/1/0, Noteboom 1/1/0, Knuff 1/1/0, McWashington 1/0/1, Henderson 1/1/0.
WSU SACKS - Fields .5/-3, Eaton .5/-3.
WSU TFL - Childs 2/-8, Fields 1.5/-4, Patterson 1/-8, Walker 1/-6, Eaton .5/-3.

ROSE BOWL

PASADENA, CALIF.

JANUARY 1, 1998

FINAL WSU RECORD: 10-2-0, 7-1-0 (CO-CHAMPION)

ROSTER

65	James Agnew, dt	10	Billy Newman Jr., rb
26	Alvan Arzu, rb	63	Kyle Noble, de
12	Jeff Banks, p	75	Jon Ottenbreit, ot
15	Sam Baurichter, qb	36	Brad Phillely, lb
91	Leon Bender, dt	92	Darold Phinney, de
41	Dirk Bernd, wr	59	Brandon Pickering, lb
13	Steve Birnbaum, qb	62	Ryan Pickering, lb
5	Michael Black, rb	19	Scott Prater, wr
98	Takari Blash, dt	54	James Price, lb
90	Dorian Boose, de	79	Rob Rainville, ot
38	Brandon Brown, lb	67	Jesse Ratcliff, de
26	Nick Brown, db	70	Reed Raymond, ot
24	Jason Clayton, rb	73	Ryan Raymond, ot
60	Joe Criscione, ol	89	Alexe Rodopolos, wr
80	Adam Davis, wr	35	Earl Riley, db
33	Jasen Davis, db	77	Mike Sage, og
88	Myron DeBose, lb	76	Taeao Salausa, dt
21	Sean DeCambra, wr	93	Jason Santos, wr
51	Scott Deeds, ot	52	Steve Schaaf, lb
28	Vince DeMakas, rb	57	Mike Schwarz, ol
89	Cory DeSanti, wr	49	Corey Scott, lb
80	Josh Didjurgis, dl	86	Paul Seeber, de
32	Chris Dixon, rb	39	Matt Shaw, wr
23	D.J. Dobbins, db	24	Anthony Smith, db
46	Shane Doyle, de	30	Raonall Smith, lb
48	Greg DuPree, lb	25	Duane Stewart, db
61	Tracy Easter, ol	61	Steve Strand, lb
44	Grady Emmerson, lb	85	Vince Taliik, wr
31	Joe Gecas, rb	82	Nian Taylor, wr
3	LeJuan Gibbons, db	18	James Taylor, wr
1	DeJuan Gilmore, rb	33	Jeremy Thielbahr, rb
34	Steve Gleason, lb	18	Bryant Thomas, db
3	Billy Graffis, qb	19	Lamont Thompson, db
87	David Hardin, te	8	Shawn Tims, wr
62	Lee Harrison, c	15	Alex Tinsley, db
37	Adam Hawkins, rb	74	Ryan Tujague, ot
32	Josh Helton, lb	58	Tuupo Tupu, lb
29	Torry Hollimon, db	42	Tom Wagner, lb
95	Gary Holmes, dt	64	Lincoln Walden-Schulz, ol
42	Steven Hughes, wr	37	Tyler Wate, fs
28	Jermaine Hunsaker, db	83	Jerry Watson, lb
81	Chris Jackson, wr	40	Jason White, db
2	Ray Jackson, db	55	Eboni Wilson, de
20	Love Jefferson, te	71	Cory Withrow, c
84	Jon Kincaid, te	94	Troy Woody, wr
40	Jason Klein, rb	96	Farwan Zubedi, wr
68	Erik Larson, c		
56	Brad Lawson, dt		
16	Ryan Leaf, qb		
48	Richard LeBlanc, wr		
27	Rian Lindell, pk		
83	Jason Littleton, te		
72	Mickey Long, ol		
92	Nate Mallory, de		
57	Serign Marong, lb		
86	Brenden Marshall, te		
51	Austin Matson, lb		
47	Anthony Matthews, db		
30	Matt McDougall, wr		
66	Jason McEndoo, og		
9	Kevin McKenzie, sb		
76	Ryan McShane, ot		
45	Shawn McWashington, wr		
87	Rob Meier, de		
12	Paul Mencke, qb		
4	Miguel Meriwether, rb		
22	Brandon Moore, lb		
21	Kenny Moore, lb		
93	Delmar Morais, dt		
6	Dee Moronkola, db		
78	Scott Mountjoy, ol		
17	David Muir, qb		
99	Jonathan Nance, de		
55	Mark Nason, ol		
43	Todd Nelson, lb		

1997 RESULTS

37-34	UCLA
28-21	@ USC
35-22	@ Illinois
58-0	Boise State
24-13	@ Oregon
63-37	California
35-34	Arizona (OT)
31-44	@ Arizona State
77-7	SW Louisiana
38-28	Stanford
41-35	@ Washington
16-21	Michigan (Rose Bowl)

HEAD COACH



Mike Price

#1 MICHIGAN 21, #8 WSU 16

(January 1, 1998, Pasadena, Calif.): The Washington State Cougars, making their first Rose Bowl appearance in 67 years, pushed national champion and number one ranked Michigan to the last play of the game before falling to the Wolverines 21-16 before 101,219 fans and a world-wide television audience. The victory left Michigan a perfect 13-0 for the season, bumping the Cougars to a 10-2 record. After Michigan thwarted two WSU drives to start the game, the Cougar defense forced a Wolverine punt that would set up WSU's first scoring drive. The Cougs took over on the Michigan 47-yard-line with 6:26 to play in the first quarter. Ryan Leaf completed two passes during the drive, including a 15-yard touchdown toss to Kevin McKenzie with 3:17 left in the first quarter. Rian Lindell's point-after gave WSU the early 7-0 advantage. WSU came close to taking a 14-point lead, but Heisman Trophy winner Charles Woodson halted a WSU drive in the Michigan endzone when he intercepted a Leaf pass from the 12 yard line. The Wolverine's answering scoring drive began from their own 34-yard-line at the 8:04 mark in the second quarter and ended with a 58-yard pass from Bob Griese to Tai Streets that completed the first half scoring. Early in the second half, WSU took over 99 yards from the endzone after Michigan's Jason Vinson dropped a perfect punt just outside the endzone. Shawn Tims put the finishing touches on WSU's 99 yard drive in nine plays, taking a reverse handoff the final 14 yards. Leaf hit four of five passes in the drive that amassed 73 yards. Lindell's PAT attempt was blocked by Michigan's James Hall, leaving the WSU advantage at 13-7. The Wolverines responded immediately, moving the ball on their next possession to their 39 yard-line to set up another Griese-to-Streets touchdown combination, this time 58 yards. Baker's point-after gave Michigan their first lead, 14-13 with 6:07 left in the third quarter. Michigan then padded their lead with a 14-play, 77-yard drive that ended in Griese's third touchdown pass of the game, a 23-yarder to Jerame Tuman. Baker's extra-point kick increased the Michigan advantage to 21-13 with 11:21 to play. Washington State responded immediately with an eight-play, 49-yard drive that set up a 48-yard field goal by Lindell, cutting Michigan's lead to five points, 21-16 with 7:25 remaining. The Wolverines then put together a 51-yard drive that consumed almost seven minutes of the game clock. When Jay Feely's pooch punt rolled dead at the WSU seven-yard-line, the Cougars' victory hopes were 93 yards and 29 seconds away. After two incomplete passes, the Cougars faced third-and-10 with only 16 seconds left. Leaf then found Nian Taylor along the sideline for a gain of 46, to the Michigan 47-yard-line. After a delay of game penalty, Leaf hit Love Jefferson at the Michigan 25 and the Cougar tight end lateraled to a streaking Jason Clayton, who managed nine more yards before being brought down in bounds at Michigan's 16 yard line with 0:02 on the game clock. Out of timeouts, WSU was forced to try and spike the ball on first-down, but officials ruled that the final two seconds slipped away before the ball was effectively downed, thus preventing WSU's one final shot at a major upset.



WASHINGTON STATE	7	0	6	3	16
MICHIGAN	0	7	7	7	21

TEAM	QTR	TIME	SCORING PLAY
WSU	1	3:17	McKenzie 15 pass from Leaf (Lindell kick)
UM	2	7:08	Streets 53 pass from Griese (Baker kick)
WSU	3	8:33	Tims 14 reverse (Lindell kick blocked)
UM	3	5:07	Streets 58 pass from Griese (Baker kick)
UM	4	11:21	Tuman 23 pass from Griese (Baker kick)
WSU	4	7:25	Lindell 48 field goal

TOTAL OFFENSE - WSU 63/398/6.3. UM 71/379/5.3.

RUSHING - WSU 28/98/31/67/1/14: Black 7/24, Gilmore 8/21, Tims 1/14, Leaf 10/35, Clayton 2/4. UM 41/154/26/128/0/28: Howard 19/72, Thomas 7/23, Floyd 5/21, Griese 7/28, Woodson 2/8, Williams 1/2.

PASSING - WSU 35/17/1/331/1/46: Leaf 35/17/1/331/1/46. UM 30/18/1/251/3/58: Griese 30/18/1/251/3/58.

RECEIVING - WSU: C. Jackson 5/89, McKenzie 5/78, McWashington 2/41, Tims 2/9, Taylor 1/46, Gilmore 1/42, Jefferson 1/8, Clayton 0/18. UM: Shaw 5/49, Streets 4/127, Tuman 2/33, Howard 2/13, Thomas 1/14, Woodson 1/7, Campbell 1/7, Williams 1/1.

INTERCEPTIONS - WSU: Thompson 1/0. UM: Woodson 1/0.

PUNTING - WSU: Banks 6/242/40.3/46. UM: Vinson 5/160/32.0/38, Feely 1/23/23.0/23.

PUNT RETURNS - WSU: Tims 1/2. UM: Woodson 3/18.

KICKOFF RETURNS - WSU: None. UM: Thomas 2/38.

SCORING - WSU: McKenzie 6, Tims 6, Lindell 4. UM: Streets 12, Tuman 6, Baker 3. **FIRST DOWNS** - WSU: 18/4/13/1. UM: 22/9/12/1.

FUMBLES/LOST - WSU: 2/0. UM: 0/0. **PENALTIES/YARDS** - WSU: 4/43. UM: 4/40.

POSSESSION TIME - WSU: 27:46. UM: 32:14.

THIRD-DOWN CONVERSIONS - WSU: 7/15. UM: 10/17.

ATTENDANCE - 101,219.

WSU TACKLERS (T-P-A) — Gleason 9-9-0, Moore 9-8-1, Stewart 8-5-3, Nelson 8-5-3, Thompson 6-5-1, Boose 6-4-2, Bender 5-4-1, R. Jackson 4-4-0, Doyle 4-4-0, Moronkola 4-3-1, Salausa 1-1-0, Price 1-1-0, Phillely 1-1-0, Emerson 1-0-1, K. Moore 1-0-1.

WSU SACKS — B. Moore 1/-15.

WSU TFL — B. Moore 4/-21, Boose 3/-7, Boose 1/-1.

WELLS FARGO SUN BOWL

EL PASO, TEXAS
DECEMBER 31, 2001
FINAL WSU RECORD: 10-2-0, 6-2-0
PACIFIC-10 CONFERENCE FINISH: TIE-2ND

ROSTER

28 Hamza Abdullah, db
17 D.D. Acholonu, de
44 Mark Ahlberg, te
90 Ing Aleaga, dl
21 Lavell Anderson, rb
73 Matt Anderson, dt
67 Calvin Armstrong, ol
89 Mark Baldwin, te
35 Kyle Basler, P
46 Pat Bennett, lb
26 Jeremy Bohannon, DB
48 Rafael Bolton, rb
53 Raymond Bonnell, lb
98 Bryan Boyer, de
9 Isaac Brown, de
32 Anthony Buchanan, wr
22 Anthony Burnett, db
85 Tim Burnette, te
5 Mike Bush, wr
47 Trent Clancy, lb
27 Erik Coleman, db
80 Gerald Cook II, te
99 Steve Cook, og
87 Alan Cox, p
72 Jason Coyne, ol
1 Devard Darling, wr
29 Jason David, cb
12 Ira Davis, s
12 Dayton Dennison, qb
58 Will Derting, lb
3 Derrick Dillon, db
86 DeAndre Douglas, wr
47 Drew Dunning, k
61 Tracy Easter, ol
15 Tali Ena, qb
22 Doc Farley, lb
85 Garret Feliciano, dl
78 Riley Fitt-Chappell, ol
2 Mike Freeman, cb
48 Al Genatone, lb
17 Jason Gesser, qb
74 Tom Griggs, ol
96 McKenzie Hansell, wr
88 Trandon Harvey, wr
41 Blair Hawkins, rb
83 Collin Henderson, wr
4 Adam Holiday, pk
66 Joey Hollenbeck, ol
65 Brian Hollenberg, ol
76 Norvell Holmes, ol
92 Matt Hopkins, te
2 Tyler Hunt, ol
52 Chris Hurd, qb
43 Mike Isaacson, lb
51 Alex Johnson, ls
41 Aaron Joseph, ss
4 Matt Kegel, qb
71 Billy Knotts, ol
56 Tomasi Kongaika, dl
90 Nick Lambert, k
75 Sam Lightbody, ol
69 Phillip Locker III, ol
88 Rien Long, dl
22 Scott Lunde, wr
55 Nate Mallorty, dt
57 Serign Marong, lb
20 Marty Martin, wr
82 Tyjuan Mayfield, wr
81 Nakoa McElrath, wr
36 Jevon Miller, rb
34 Dave Minnich, rb
20 Josh Moen, db

64 Steve Nelson, ol
18 Curtis Nettles, wr
10 Billy Newman, ss
42 Alex Nguae, lb
79 Bryan Olson, dl
35 Thomas Ostrander, wr
30 Alex Over, k
50 Josh Parrish, ol
39 Wes Patterson-Aumua, rb
62 Chris Paulson, lb
15 Karl Paymah, db
5 James Price, lb
94 Marc Reichartz, te
84 Jerome Riley, wr
77 Derrick Roche, og
6 Fred Shavies, de
63 Mike Shelford, ol
23 Cole Sheridan, cb
3 Graham Siderius, k
28 Kealan Smith, rb
30 Raonall Smith, lb
31 Wendell Smith, db
32 Kyle Stiffarm, lb
79 Shaun Straka, ot
70 Scott Swenson, ol
36 Alex Teems, db
33 Jeremy Thielbahr, rb
38 Allen Thompson, rb
19 Lamont Thompson, fs
25 John Tippins, rb
45 Marcus Trufant, cb
97 Faafetai (Tai) Tupai, dt
37 Seaula (Junior) Tupai, wr
8 Tupo Tuupo, de
42 Dan Weaver, de
49 Adam West, te
13 Jason White, wr
65 Brian Whiteaker, de
95 Dave Whitson, te
95 Jeremy Williams, dt
23 Joe Williams, rb
24 Virgil Williams, db
40 Jimmy Wilson, rb
92 Brian Winter, wr

2001 RESULTS

36-7 Idaho
41-20 @ Boise State
51-20 California
48-21 @ Arizona
34-27 Oregon State
45-39 @ Stanford
53-28 Montana State
17-24 Oregon
20-14 UCLA
28-16 @ Arizona State
26-14 @ Washington
33-27 Purdue (Sun Bowl)

HEAD COACH



Mike Price

#13 WSU 33, PURDUE 27

December 31, 2001, El Paso, Texas - The WSU Cougars picked up their fourth bowl victory in their last five bowl games with a 33-27 win over the Purdue Boilermakers before 47,812 fans at the Wells Fargo Sun Bowl... Lamont Thompson, with two interceptions, five deflections and 10 tackles, while Drew Dunning picked up the Special Teams trophy after booting four field goals and three extra points...the Cougs notched five sacks and held Purdue to 55 rushing yards... forced to the air, Kyle Orton responded with bowl records for passes, 74, completions, 38, and yards, 419...he threw two TD passes, but was picked off twice each by Thompson and Jason David...meanwhile Jason Gesser led WSU with 281 passing yards, 137 in the third quarter when the Cougs rebounded from a 20-17 halftime deficit to run off 16 straight points.



PURDUE	0	20	0	7	27
WASHINGTON STATE	14	3	13	3	33

TEAM	QTR	TIME	SCORING PLAY
WSU	1	13:10	David 45 interception return (Dunning kick)
WSU	1	6:53	Bush 46 pass from Gesser (Dunning kick)
PU	2	12:54	Lowe 1 run (Dorsch kick)
PU	2	7:24	Dorsch 28 field goal
WSU	2	4:17	Dunning 47 field goal
PU	2	1:56	Stubblefield 3 pass from Orton (Dorsch kick)
PU	2	0:37	Dorsch 50 field goal
WSU	3	3:23	Dunning 34 field goal
WSU	3	3:04	Gesser 1 run (Dunning kick)
WSU	3	1:21	Dunning 30 field goal
WSU	4	7:37	Dunning 37 field goal
PU	4	1:53	Stubblefield 51 pass from Orton(Dorsch kick)

TOTAL OFFENSE - WSU: 68/362/5.3. PURDUE: 107/474/4.4.

RUSHING - WSU 27/81: Minnich 17/51, Cox 1/20, McElrath 1/13, Kegel 1/3, Gesser 4/-2, team 3/-4. PURDUE 32/55: Lowe 17/45, Harris 5/27, Team 1/0, Orton 9/-17.

PASSING - WSU 41/15/3/281/1/46: Gesser 40/15/3/281/1/46, Kegel 1/0/0/0/0/0. PURDUE 75/38/4/419/2/65.

RECEIVING - WSU: Riley 6/65, McElrath 5/116, Minnich 3/54, Bush 1/46. PURDUE: Standeford 12/103, Stratton 12/86, Stubblefield 9/196, Morales 3/27, James 1/4, Rhinehart 1/3.

INTERCEPTIONS - WSU: Thompson 2/1, David 2/73. PURDUE: Rogers 2/1, Reeves 1/0.

PUNTING - WSU: Cox 6/266/44.3/62. PURDUE: Kurz 2/56/28.0.32, Dorsch 4/177/44.2/60.

PUNT RETURNS - WSU: Coleman 5/29. PURDUE: Morales 4/31.

KICKOFF RETURNS - WSU: Newman 2/32, Coleman 2/48. PURDUE: Stubblefield 2/48.

SCORING - WSU: Dunning 15, BUSH 6, Gesser 6, David 6. PURDUE: Stubblefield 12, Dorsch 9, Lowe 6.

FIRST DOWNS - WSU: 15/3/9/3. PURDUE: 28/5/19/4.

FUMBLES/LOST - WSU: 2/1. PURDUE 2/1.

PENALTIES/YARDS - WSU: 9/85. PURDUE: 7/49.

POSSESSION TIME - WSU: 26:08. PURDUE: 33:52.

THIRD-DOWN CONVERSIONS - WSU: 2/15. PURDUE: 13/27.

ATTENDANCE - 47,812.

WSU TACKLERS (T-P-A) - Trufant 10/4/2, Thompson 8/4/4, Smith 7/3/4, Price 7/4/3, David 6/5/1, Newman 5/3/2, Nguae 5/3/2, Brown 4/3/1, Acholonu 4/1/3, Tupai 4/1/3, Williams 3/3/0, Coleman 3/2/1, Tuupo 3/1/2, Genatone 3/0/3, Shavies 2/2/0, Knotts 1/1/0, Lunde 1/0/1, Dillon 1/0/1, Long 1/0/1, Marong 1/0/1.

WSU SACKS - Shavies 1/8, Tupai 1/7, Newman 1/6, Brown 1/5, Williams 1/3, Smith 0.5/0.

WSU TFL - Shavies 3/12, Tupai 1/7, Newman 1/6, Long 1/6, Brown 1/4, Williams 1/3.

ROSE BOWL

PASADENA, CALIF.

JANUARY 1, 2003

FINAL WSU RECORD: 10-3-0, 7-1-0 (CO-CHAMPION)

PACIFIC-10 CONFERENCE FINISH: TIE-1 ST

ROSTER

28	Hamza Abdullah	73	Sean O'Connor, ol
17	D.D. Acholonu	79	Bryan Olson, dt
44	Mark Ahlberg	87	Thomas Ostrander, wr
22	LaVell Anderson	34	Alex Oyer, k
67	Calvin Armstrong	50	Josh Parrish, og
8	Kyle Basler	39	Wes Patterson-Aumua, olb
46	Pat Bennett	62	Chris Paulson, lb
81	Troy Bienemann	15	Karl Paymah, cb
26	Jeremy Bohannon	94	John Rasmussen, wr
33	Rafael Bolton	84	Jerome Riley, wr
53	Raymond Bonnell	2	Eddie Robinson, te
40	Cody Boyd	77	Derrick Roche, og
98	Bryan Boyer	34	Antonio Ryan, rb
96	Adam Braidwood	47	Nick Scott, db
9	Isaac Brown	37	Tyler Sellers, db
94	Mkristo Bruce	6	Fred Shavies, de
22	Anthony Burnett	44	Josh Shavies, dt
5	Mike Bush	63	Mike Shelford, c
61	Skyler Cesarone	2	Cole Sheridan, cb
27	Erik Coleman	3	Graham Siderius, k
99	Steve Cook	35	Cameron Siskowic, olb
92	Joel Crawford	23	Jonathan Smith, rb
1	Devard Darling	28	Kealan Smith, rb
29	Jason David	31	Wendell Smith, olb
12	Ira Davis	54	Kevin Sperry, mlb
58	Mawuli Davis	9	Josh Swogger, qb
42	Scott Davis	47	Jesse Taylor, te
12	Dayton Dennison	21	Alex Teems, cb
51	Will Derting	38	Allen Thompson, rb
49	Steve Dildine	25	John Tippins, rb
10	Drew Dunning	45	Marcus Trufant, cb
65	Brent Evans	97	Faafetai Tupai, dt
57	Doc Farley	37	Seaula Tupai, wr
78	Riley Fitt-Chappell	36	Don Turner, cb
37	Eric Frampton	82	Adam West, te
31	Robert Franklin, wr	40	Brian Whiteaker, de
60	Leif Fuller, ol	90	Dave Whitaker, te
48	Al Genatone, olb	95	Jeremy Williams, dt
17	Jason Gesser, qb	24	Virgil Williams, ss
30	Jermaine Green, rb	92	Brian Winter, wr
74	Tom Griggs, ol		
43	Brian Hall, mlb		
96	McKenzie Hansell, wr		
68	Charles Harris, ol		
88	Trandon Harvey, wr		
41	Blair Hawkins, rb		
83	Collin Henderson, wr		
4	Adam Holiday, k		
72	Spencer Hollison, ol		
76	Norvell Holmes, og		
19	Odell Howard, dl		
52	Tyler Hunt, c		
8	Chris Hurd, qb		
52	Don Jackson, mlb		
80	Brett Johnson, wr		
85	Chris Jordan, wr		
41	Aaron Joseph, ss		
4	Matt Kegel, qb		
71	Billy Knotts, ol		
56	Tomasi Kongaika, dt		
75	Sam Lightbody, ot		
69	Phil Locker, og		
88	Rien Long, dt		
60	David Lowry, olb		
35	Scott Lunde, wr		
32	Flamingo Malone, wr		
6	Marty Martin, wr		
66	Nick Mihlhauser, ol		
36	Jevon Miller, wr		
20	Sammy Moore, wr		
64	Steve Nelson, ol		
18	Curtis Nettles, wr		

2002 RESULTS

31-7	Nevada
49-14	Idaho
7-25	@ Ohio State
45-28	Montana State
48-38	@ California
30-27	USC - OT
36-11	@ Stanford
21-13	@ Arizona
44-22	Arizona State
32-21	Oregon
26-29	Washington - 3OT
48-27	@ UCLA
14-34	Oklahoma (Rose Bowl)


HEAD COACH



Mike Price

#8 OKLAHOMA 34, #7 WSU 14

January 1, 2003, Pasadena, Calif. – Oklahoma’s vaunted defense stifled Washington State’s high-flying passing attack and captured the 89th Rose Bowl Game 34-14 in front of 86,848 fans New Year’s Day. The Sooners broke the game open with a pair of touchdowns inside the two-minute mark of the first half. The first came on a 12-yard touchdown pass from Nate Hybl, the game’s most valuable player. Antonio Perkins extended OU’s lead to 17-0 with a 51-yard punt return just :42 seconds later. Hybl connected on 19 of 29 passes for 240 yards and two touchdowns. Sooner running back Quentin Griffin carried the ball 30 times for 144 yards. WSU quarterback Jason Gesser finished his career by completing 17 of 34 passes for 240 yards and a touchdown. Sammy Moore provided the game’s final highlight, returning an OU kick 89 yards for a score with just 1:15 remaining. Linebacker Teddy Lehman led the Big XII Champions with six tackles, including two sacks, while free safety Erik Coleman recorded 10 tackles and recovered a fumble for the Cougars.



OKLAHOMA	3	14	3	14	34
WASHINGTON STATE	0	0	0	14	14

TEAM	OT	TIME	SCORING PLAY
OU	1	12:13	DiCarlo 45 field goal
OU	2	1:51	Savage 12 pass from Hybl (DiCarlo kick)
OU	2	1:09	Perkins 51 punt return (DiCarlo kick)
OU	3	8:06	DiCarlo 30 field goal
OU	4	8:02	Fagan 9 pass from Hybl (DiCarlo kick)
WSU	4	6:08	Riley 37 pass from Gesser (Dunning kick)
OU	4	1:29	Griffin 19 run (DiCarlo kick)
WSU	4	1:15	Moore 89 kickoff return (Dunning kick)

TOTAL OFFENSE – WSU 55/243/4.4.

OU 75/386/5.1.

RUSHING – WSU 21/75/71/4/14: Green 8/45, Tippins 2/12, Smith 2/2, Riley 2/-8, Gesser 7/-47. OU Griffin 30/144, Jones 6/6, Thompson 1/4, Works 2/4, Runnels 1/2, Hybl 6/-14.

PASSING – WSU 34/17/2/239/1/37: Gesser 34/17/2/239/1/37. OU 29/19/0/240/2/57: Hybl 29/19/0/240/2/57.

RECEIVING – WSU: Riley 9/139, Darling 5/75, Lunde 2/17, Bush 1/8. OU: Smith 5/38, Savage 4/52, Peoples 3/80, Fagan 3/31, Griffin 2/5, Moses 1/19, Wilson 1/15.

INTERCEPTIONS – WSU: none. OU: Everage 1/15, Woolfolk 1/0.

PUNTING – WSU: Basler 6/276/46.0/59. OU: Ferguson 4/131/32.8.

PUNT RETURNS – WSU: Trufant 2/10. OU: Perkins 4/90.

KICKOFF RETURNS – WSU: Moore 2/90, Smith 3/24. OU: Perkins 1/22.

SCORING: WSU: Riley 6, Moore 6, Dunning 2. OU: DiCarlo 10, Savage 6, Perkins 6, Fagan 6, Griffin 6.

FIRST DOWNS – WSU 11/2/8/1. OU 19/8/9/2.

FUMBLES/LOST – WSU 3/1. OU 2/1.

PENALTIES/YARDS – WSU 9/52.

OU 4/28.

POSSESSION TIME – WSU 22:46.

OU 37:14.

THIRD-DOWN CONVERSIONS –

WSU 2/11. OU 9/20.

ATTENDANCE - 86,848

WSU TACKLERS – Coleman 10/4/6, V. Williams 9/6/3, M. Davis 7/4/3, Long 5/5/0, Trufant 5/5/0, Bennett 5/3/2, David 4/3/1, I. Davis 3/3/0, J. Williams 3/3/0, F. Shavies 3/3/0, Derting 3/2/1, Genatone 3/2/1, Abdullah 2/2/0, Kongaika 2/2/0, Tupai 2/0/2, Nettles 2/0/2, Basler 1/0/1, J. Shavies 1/0/1, Roche 1/0/1, Boyer 1/0/1, Sperry 1/0/1, Bienemann 1/0/1, Paymah 1/0/1.

WSU SACKS – J. Williams 2/-16, Kongaika 1/-11.

WSU TFL – J. Williams 3/-17, F. Shavies 2/-3, M. Davis 1/-3, Long 1/-3, Bennett 1/-4, Genatone 1/-2, Kongaika 1/-11, Tupai 1/-1.

HOLIDAY BOWL

SAN DIEGO, CALIF.

DECEMBER 30, 2003

FINAL WSU RECORD: 10-3, 6-2 (PAC-10 RUNNER-UP)

ROSTER

28	Hamza Abdullah, db	36	Jevon Miller, wr
23	Husain Abdullah, db	3	Sammy Moore, wr
17	D.D. Acholonu, de	31	Steve Mortimer, wr
77	Patrick Afif, ol	58	Matt Mullennix, de
44	Mark Ahlberg, te	86	Tramaine Murray, wr
22	Lavell Anderson, rb	64	Mike Nelson, ol
67	Calvin Armstrong, ol	12	Sean O'Connor, ol/te
56	Chris Baltzer, lb	79	Bryan Olson, ol
8	Kyle Basler, p	87	Thomas Ostrander, wr
34	Christian Bass, db	30	Alex Oyer, k
55	Dane Bassett, de	50	Josh Parrish, ol
46	Pat Bennett, lb	62	Chris Paulson, lb
81	Troy Bienemann, te	15	Karl Paymah, db
59	Reyshawn Bobo, de	94	John Rasmussen, wr
26	Jeremy Bohannon, db	13	Mike Reilly, qb
25	Rafael Bolton, rb	47	Nic Scott, db
53	Raymond Bonnell, de	38	Tyler Sellers, db
80	Cody Boyd, te	44	Josh Shavies, dt
98	Bryan Boyer, dt	63	Mike Shelford, ol
13	Adam Braidwood, de	35	Spencer Shelman, db
18	Alex Brink, qb	18	Graham Siderius, k
9	Isaac Brown, de	39	Brian Skjei, lb
94	Mkristo Bruce, de	5	Jonathan Smith, rb
33	Chris Bruhn, rb	28	Kealan Smith, rb
70	Bobby Byrd, ol	54	Paul Stevens, lb
64	Thomas Clements, lb	9	Josh Swogger, qb
27	Erik Coleman, db	47	Jesse Taylor, te
93	Jon Conlin, de	21	Alex Teems, db
99	Steve Cook, dt	38	Allen Thompson, rb
92	Joel Crawford, de	57	Tom Tribbett, lb
32	Wally Dada, db	97	Tai Tupai, dt
1	Devard Darling, wr	25	Don Turner, db
29	Jason David, db	10	Aaron Wagner, lb
12	Ira Davis, lb	82	Adam West, te
42	Scott Davis, lb	32	David White, k/p
12	Dayton Dennison, qb	95	Jeremey Williams, dt
51	Will Derting, lb	87	Kevin Williams, dt
49	Steve Dildine, lb	24	Virgil Williams, db
61	Josh Duin, ol	45	Brian Winter, lb
10	Drew Dunning, k		
36	Andrew Fernandez, db		
78	Riley Fitt-Chappell, ol		
74	Russell Foster, ol		
37	Eric Frampton, db		
84	Robert Franklin, wr		
48	Al Genatone, lb		
43	Brian Hall, lb		
21	McKenzie Hansell, wr		
55	Charles Harris, ol		
88	Trandon Harvey, wr		
41	Blair Hawkins, rb		
83	Jason Hill, wr		
72	Spencer Hollison, ol		
76	Norvell Holmes, ol		
19	Odell Howard, dt		
8	Chris Hurd, qb		
60	Robbie Hyslop, ol		
68	Zach Ingham, ol		
65	Dan Iovine, ol		
52	Don Jackson, lb		
40	Aaron Johnson, te		
89	Brett Johnson, wr		
2	Chris Jordan, wr		
41	Aaron Joseph, db		
4	Matt Kegel, qb		
71	Bill Knotts, ol		
34	Jonathan Larson, wr		
75	Sam Lightbody, ol		
69	Keola Loo, ol		
35	Scott Lunde, wr		
6	Marty Martin, wr		
70	Mark Matthey, ol		
20	Kevin McCall, rb		
66	Nick Mihalhauser, ol		

2003 RESULTS

25-0	Idaho, Seattle
26-29ot	@ Notre Dame
47-26	@ Colorado
23-13	New Mexico
55-16	@ Oregon
30-7	Arizona
24-14	@ Stanford
36-30	Oregon State
16-43	@ USC
31-13	UCLA
34-19	Arizona State
19-27	@ Washington
28-20	Texas (Holiday Bowl)

HEAD COACH



Bill Doba

#15 WSU 28, #5 TEXAS 20

December 30, 2003, San Diego, Calif. – Washington State reached the 10-win plateau for the third time in as many seasons with a 28-20 comeback victory over Texas in the Pacific Life Holiday Bowl. Facing a 10-7 halftime deficit, the Cougars rallied to score three touchdowns in the third quarter and take a 26-10 lead into the final stanza. The second half fireworks began with a 54-yard touchdown pass from Matt Kegel to Sammy Moore with just over nine minutes left in the third. WSU used a trick play to get in the end zone once again four minutes later. Kegel lined up under center, but instead of taking the snap, ran in motion to the right sideline, leaving running back Jonathan Smith alone in the backfield. Smith fumbled the snap, but recovered and ran 12 yards for a touchdown. Two Texas possessions later, the WSU defense continued the onslaught when Jason David recovered a fumble and took it 18 yards for the Cougs' final touchdown of the game. Washington State's defense forced a fourth quarter safety to push its total to 28. Moore earned most valuable offensive player honors after converting both of his catches for touchdowns and setting up another with a 51-yard punt return. Sophomore Kyle Basler was named the game's most valuable defensive player after pinning the Longhorns inside their own five on four occasions.



WASHINGTON STATE	0	7	19	2	28
TEXAS	0	10	0	10	20

TEAM	QT	TIME	SCORING PLAY
UT	2	12:21	Benson 1 run (Pino kick)
WSU	2	:59	Moore 12 pass from Kegel (Dunning kick)
UT	2	:04	Pino 39 field goal
WSU	3	9:23	Moore 54 pass from Kegel (Dunning fail)
WSU	3	5:50	Smith 12 run (Dunning kick)
WSU	3	2:20	David 18 fumble recovery (Dunning block)
UT	4	13:32	Pino 19 field goal
WSU	4	8:41	Team safety
UT	4	4:29	Williams 30 pass from Mock (Pino kick)

TOTAL OFFENSE - WSU 65/360/5.5
UT 89/327/3.7

RUSHING - WSU
33/162/5/157/1/17: Smith
21/110/1, Bruhn 10/44, Kegel 2/3.
UT 40/211/80/131/1/48: Benson
22/83/1, V. Young 9/50, S. Young
1/48, Williams 1/11, Jeffery 1/3,
Mock 6/64.

PASSING - WSU 32/18/2/203/2/54:
Kegel 32/18/2/203/2/54. UT
49/20/0/196/1/46: Mock
35/14/0/181/1/46, V. Young
14/6/0/15/0/6.

RECEIVING - WSU: Smith 5/51,
Lunde 3/39, Darling 3/26, Harvey
3/15, Moore 2/66/2, Bienemann
2/6. UT: Williams 9/97/1, S. Thomas
4/20, Johnson 3/41, Melton 1/13,
Benson 1/12, S. Young 1/9, Scaife
1/4.

INTERCEPTIONS - WSU: none. UT:
Crowder 1/0, Geiggar 1/0.

PUNTING - WSU: Basler
7/281/40.1/56. UT: McGee
5/217/43.4/48, Team 1/36/36.0/36.

PUNT RETURNS - WSU: Moore
4/68/17.0/51. UT: S. Young
1/20/20.0/20.

KICKOFF RETURNS - WSU:
Moore 5/59/11.4/22. UT: S.
Young 3/74/24.6/29, Melton
1/16/16.0/16, Brown 1/15/15.0/15.

SCORING - WSU: Moore 12, David
6, Smith 6, Dunning 2, Team 2. UT:
Pino 8, Benson 6, Williams 6.

FIRST DOWNS - WSU: 19/8/11/0.
UT: 22/13/7/2.

FUMBLES/LOST - WSU: 0/0. UT:
5/3.

PENALTIES/YARDS - WSU: 6/68.
UT: 4/24.

POSSESSION TIME - WSU: 20:41.
UT: 39:19.

THIRD-DOWN CONVERSIONS -
WSU: 6/14. UT: 8/21.

ATTENDANCE - 61,102

WSU TACKLERS (T-P-A) -- V. Wil-
liams 10/6/4, Jackson 10/5/5, Cole-
man 8/7/1, Cook 6/3/3, Acholonu
4/4/0, Derting 4/4/0, Brown 4/3/1,
J. Williams 4/3/1, Paymah 4/2/2,
David 3/3/0, Genatone 3/2/1,
Bohannon 2/2/0, Hill 2/1/1, Tupai
2/1/1, Davis 1/1/0, Siderius 1/1/0,
Frampton 1/1/0, Darling 1/1/0,
Bennett 1/1/0, Bruce 1/0/1, Wagner
1/0/1.

WSU SACKS -- Acholonu 3/30, Jack-
son 1/11, Coleman 1/5, Derting
1/9, Tupai 1/9.

WSU TFL - Acholonu 3/30, Jackson
2/11, Coleman 1/5, Derting 1/9,
J. Williams 1/2, Genatone 1/1
Tupai 1/9, V. Williams .5/1, Cook
.5/1.

Records – Individual

SINGLE-GAME RECORDS - OFFENSE

RUSHING

RUSHING ATTEMPTS (30+)

1. 42 Jerome Harrison, UCLA, 2004
2. 41 Steve Broussard, Oregon, 1989
3. 39 Rueben Mayes, Oregon, 1984
4. 38 Jerome Harrison, Arizona State, 2005
5. 37 Michael Black, Washington, 1997
- 37 Kevin Brown, Stanford, 1998
- 37 Dwight Tardy, UCLA, 2007
8. 36 Ken Grandberry, Stanford, 1972
- 36 Jonathan Smith, UCLA, 2003
- 36 Jerome Harrison, Washington, 2005
11. 34 Rich Swinton, Arizona State, 1988
- 34 Rich Swinton, Stanford, 1988
- 34 Dave Minnich, Oregon State, 2001
- 34 Jerome Harrison, UCLA, 2005
15. 33 Steve Broussard, Houston, 1988
16. 32 Andres Jones, Oregon, 1973
17. 31 Richard Bower, Oregon State, 1950
- 31 Clancy Williams, Oregon State, 1964
- 31 Steve Hamilton, Oregon, 1972
- 31 Kerry Porter, California, 1983
- 31 Rueben Mayes, Oregon State, 1984
- 31 Rich Swinton, Washington, 1988
- 31 Steve Broussard, California, 1989
- 31 Jerome Harrison, Oregon State, 2005
25. 30 Charles Beckel, Washington, 1952
- 30 Chuck Hawthorne, Illinois, 1969
- 30 Richard Smith, Washington, 1969
- 30 Kerry Porter, Washington, 1983
- 30 Shaumbe Wright-Fair, Montana, 1992

NET RUSHING YARDS (187+)

1. 357 Rueben Mayes, Oregon, 1984
2. 261 Bernard Jackson, Oregon, 1971
3. 260 Jerome Harrison, UCLA, 2005
4. 247 Jerome Harrison, UCLA, 2004
5. 240 Jerome Harrison, Arizona State, 2005
6. 218 Tali Ena, Oregon State, 1979
- 218 Jerome Harrison, Stanford, 2005
8. 216 Rueben Mayes, Stanford, 1984
9. 214 Michael Black, California, 1996
- 214 Dwight Tardy, UCLA, 2007
11. 207 Jerome Harrison, Washington, 2005
12. 205 Steve Broussard, Oregon, 1989
13. 202 Kevin Brown, Stanford, 1998
14. 201 Rueben Mayes, Ball State, 1984
15. 195 Dave Minnib +ch, Oregon State, 2001
16. 194 Larry Eilmes, Villanova, 1965
- 194 Ron Cheatham, California, 1974
- 194 Shaumbe Wright-Fair, Washington, 1992
19. 193 Rich Swinton, Arizona State, 1988
20. 190 Steve Broussard, California, 1988
21. 187 Steve Broussard, California, 1989

TOTAL 100+ GAMES: 191 games by 58 players.

MOST 100+ GAMES: Wright-Fair 15, Harrison 15, Broussard 14, Mayes 13, Black 11, Porter 10, Grandberry 9, Harris 9, Jones 6, Jackson 6, Swington 6, Madu 6

TOTAL 170+ GAMES: 31 by 19 players.

MOST 170+ GAMES: Harrison 5, Mayes 4, Broussard 4, Black 3, Kennedy 1, Berry 1, Beckel 1, Williams 1, Matthews 1, Swinton 1, Wright-Fair 1, Cheatham 1, Eilmes 1, Brown 1, Ena 1, Jackson 1, Green 1, Minnich 1, Tardy 1.

AVERAGE/ATTEMPT (Min. 8)

1. 14.0 Don Paul, Oregon, 1948 (10/140)
2. 13.1 Chris Bruhn, Idaho, 2003 (9/118)
3. 12.4 Bernard Jackson, Oregon, 1971 (12/261)
4. 12.3 Louis Blakeley, Idaho, 1961 (9/111)
5. 12.0 Clancy Williams, San Jose State, 1964 (11/132)
6. 11.8 Talmadge Washington, Texas, 1954 (8/94)
7. 10.2 Steve Hamilton, Idaho, 1972 (9/92)
8. 10.1 Jonathan Smith, Idaho, 2002 (12/121)
9. 10.0 Steve Broussard, California, 1988 (19/190)
- 10.0 Frank Madu, Nebraska, 1995 (9/90)

TOUCHDOWNS

1. 5 James Matthews, Idaho, 1982
2. 4 Rueben Mayes, Stanford, 1984
- 4 Rueben Mayes, Montana State, 1985
- 4 Shaumbe Wright-Fair, Temple, 1992
- 4 Deon Burnett, Louisiana-Lafayette, 1999
- 4 Dave Minnich, Arizona, 2001
- 4 John Tippins, Montana State, 2001
8. 3 Steve Broussard, BYU, 1989
- 3 Steve Broussard, Oregon, 1991
- 3 Shaumbe Wright-Fair, Fresno State, 1991
- 3 Shaumbe Wright-Fair, Washington, 1992
- 3 Dave Minnich, Arizona, 2001
- 3 Jonathan Smith, Idaho, 2002
- 3 Jonathan Smith, UCLA, 2003
- 3 Jerome Harrison, UCLA, 2004
- 3 Jerome Harrison, Grambling State, 2005
- 3 Jerome Harrison, Oregon State, 2005
- 3 13 players prior to 1982

LONG RUSH (70+)

1. 87 Chuck Morrell, Pacific, 1958
- 87 Frank Madu, Nebraska, 1995
3. 85 Frank Madu, Montana State, 1993
- 85 Albert Kennedy, Arizona, 1994
5. 84 Byron Bailey, UCLA, 1949
6. 83 Harold Haddock, San Jose State, 1960
- 83 Glen Shaw, Idaho, 1966
- 83 Porter Lainhart, Hawaii, 1992
9. 81 Bob Kennedy, Montana, 1942
10. 80 Richard Hanley, Montana, 1919
- 80 Tali Ena, Oregon, 1979
- 80 Jermaine Green, UCLA, 2002
- 80 Jerome Harrison, Idaho, 2005
- 80 Chris Ivory, Idaho, 2006
15. 79 DeJuan Gilmore, Boise State, 1998
16. 78 Ed Goddard, Idaho, 1936
- 78 Bernard Jackson, Arizona, 1971
18. 77 Rick Chase, Oregon, 1984
19. 75 Oscar Jones, College of Idaho, 1928
- 75 Keith Simon, Willamette, 1935
- 75 Clancy Williams, Arizona, 1963
- 75 Dennis Cadigan, Oregon, 1964
- 75 Ray Williams, California, 1978
- 75 Ray Williams, Arizona State, 1979

- 75 Jermaine Green, USC, 2002
26. 73 Don Paul, Oregon, 1948
- 73 Talmadge Washington, Texas, 1954
- 73 Bernard Jackson, Utah, 1971
- 73 Deon Burnett, Louisiana-Lafayette, 1999
30. 72 Mike Washington, Oregon State, 1978
31. 71 Howard Moses, Idaho, 1932
- 71 Steve Broussard, Stanford, 1989
33. 70 Frank Skadan, Idaho, 1919
- 70 John Browne, Stanford, 1961
- 70 Junior Tautalatasi, Montana State, 1985

100-YARD RUSHING GAMES

1. 15 Shaumbe Wright-Fair, 1989-92
- 15 Jerome Harrison, 2004-05
3. 14 Steve Broussard, 1986-89
4. 13 Rueben Mayes, 1982-85
5. 11 Michael Black, 1996-97
6. 10 Kerry Porter, 1982-86
7. 9 Ken Grandberry, 1971-73
- 9 Tim Harris, 1979-82
9. 6 Bernard Jackson, 1970-71
- 6 Andrew Jones, 1972-74
- 6 Rich Swinton, 1987-90
- 6 Frank Madu, 1993-95

100-YARD RUSHING GAMES - CONSECUTIVE

1. 14 Jerome Harrison, 2004-05 (also Pacific-10 Conference record)

PASSING

PASS ATTEMPTS (45+)

1. 66 Drew Bledsoe, Montana, 1992
2. 59 Alex Brink, Oregon State, 2005
3. 56 Alex Brink, Arizona, 2007
4. 54 Alex Brink, Washington, 2006
5. 52 Jack Thompson, California, 1976
6. 51 Timm Rosenbach, Colorado, 1987
- 51 Chad DeGrenier, Oregon, 1993
8. 50 Jack Thompson, USC, 1976
- 50 Alex Brink, Arizona State, 2007
10. 49 Timm Rosenbach, Michigan, 1987
- 49 Ryan Leaf, Arizona State, 1997
- 49 Jerry Henderson, Oregon, 1968
- 48 Chad Davis, USC, 1995
14. 47 Ty Paine, USC, 1970
- 47 Jack Thompson, Kansas, 1977
- 47 Matt Kegel, Stanford, 2003
- 47 Matt Kegel, USC, 2003
- 47 Alex Brink, San Diego State, 2007
- 47 Alex Brink, Stanford, 2007
20. 46 Ryan Leaf, UCLA, 1996
- 46 Ryan Leaf, Arizona, 1997
- 46 Alex Brink, USC, 2006
- 46 Alex Brink, UCLA, 2007
24. 45 Drew Bledsoe, Washington, 1990
- 45 Alex Brink, California, 2007
- 45 Alex Brink, Oregon State, 2007



All-American Rueben Mayes rushed for a then-NCAA record 357 yards in a 50-41 victory at Oregon, October 27, 1984.



Shaumbe Wright-Fair rushed for a career-high 194 yards and three touchdowns against Washington in his final home game, one of 15 100-plus games during his career.

PASS COMPLETIONS (30+)

1. 38 Alex Brink, San Diego State, 2007
2. 37 Drew Bledsoe, Montana, 1992
3. 35 Alex Brink, Arizona, 2007
4. 32 Jerry Henderson, Oregon, 1968
- 32 Alex Brink, Washington, 2006
- 32 Alex Brink, Stanford, 2007
7. 31 Alex Brink, Oregon State, 2005

PASSING YARDS (300+)

1. 531 Alex Brink, Oregon State, 2005
2. 476 Drew Bledsoe, Utah, Copper Bowl, 1992
3. 469 Alex Brink, San Diego State, 2007
4. 449 Alex Brink, Stanford, 2007
5. 447 Ryan Leaf, Arizona State, 1997
6. 432 Jason Gesser, California, 2001
7. 431 Jason Gesser, California, 2002
8. 423 Alex Brink, California, 2005
9. 413 Drew Bledsoe, Montana, 1992
10. 405 Alex Brink, UCLA, 2006
11. 403 Mark Rypien, Oregon, 1985
12. 400 Mike Pattinson, Arizona State, 1993
13. 399 Alex Brink, Washington, 2007
14. 391 Jack Thompson, California, 1976
15. 385 Drew Bledsoe, Arizona, 1990
16. 384 Ryan Leaf, Arizona, 1997
17. 381 Ryan Leaf, UCLA, 1997
18. 374 Jason Gesser, Montana State, 2001
19. 369 Alex Brink, Arizona State, 2007
20. 368 Mark Rypien, Utah, 1985
21. 364 Jack Thompson, Michigan State, 1977
22. 363 Dave Mathieson, Washington, 1962
23. 358 Drew Bledsoe, USC, 1992
- 358 Ryan Leaf, Washington, 1997
25. 355 Chad Davis, Arizona State, 1994
- 355 Ryan Leaf, San Jose State, 1996
- 355 Ryan Leaf, USC, 1997
28. 353 Timm Rosenbach, Minnesota, 1988
29. 352 Ty Paine, USC, 1970
- 352 Timm Rosenbach, Tennessee, 1988
31. 348 Ryan Leaf, Arizona, 1996
- 348 Jason Gesser, Arizona, 2000
33. 347 Alex Brink, Arizona, 2007
34. 346 Matt Kegel, New Mexico, 2003
35. 345 Jack Thompson, Oregon State, 1976
36. 341 Aaron Garcia, Stanford, 1989
37. 340 Jack Thompson, USC, 1976
38. 334 Timm Rosenbach, Michigan, 1987
- 334 Brad Gossen, Arizona State, 1989
40. 332 Ryan Leaf, California, 1997
41. 331 Ryan Leaf, Michigan, 1997
- 331 Matt Kegel, Stanford, 2003
43. 328 Brad Gossen, Brigham Young, 1990
- 328 Alex Brink, Washington, 2006
45. 324 Timm Rosenbach, Arizona, 1987
- 324 Mike Pattinson, Oregon State, 1993
47. 323 Drew Bledsoe, Fresno State, 1992
48. 322 Timm Rosenbach, Stanford, 1988
49. 321 Jason Gesser, Arizona State, 2000
50. 317 Brad Gossen, Brigham Young, 1989
51. 315 Jason Gesser, USC, 2002
- 315 Matt Kegel, Arizona, 2003
53. 314 Ryan Leaf, USC, 1996
- 314 Alex Brink, Oregon State, 2007
55. 311 Jack Thompson, Washington, 1976
56. 310 Matt Kegel, Colorado, 2003
57. 307 Alex Brink, Idaho, 2007
58. 306 Timm Rosenbach, Houston, 1988
- 306 Alex Brink, California, 2007

60. 305 Ryan Leaf, Southwestern Louisiana, 1997
 - 305 Matt Kegel, Oregon State, 2003
 62. 302 Ryan Leaf, Illinois, 1997
 63. 301 Bob Burkhart, Idaho, 1952
 64. 300 Ed Blount, Oregon State, 1986
- TOTAL 300+ GAMES:** 64
MOST 300+ GAMES: Leaf 12, Brink 12, Gesser 6, Rosenbach 6, Thompson 5, Bledsoe 5, Kegel 5, Gossen 3, Rypien 2, Pattinson 2, Burkhart 1, Mathieson 1, Paine 1, Blount 1, Garcia 1, Davis 1. [16 quarterbacks]
- TOTAL 200+ GAMES:** 229
MOST 200+ GAMES: Brink 31, Gesser 27, Leaf 23, Bledsoe 22, Thompson 22, Rosenbach 16, Rypien 11, Kegel 10, Davis 8, Gossen 7, Henderson 6, Blount 5, Garcia 5, Paine 4. [30 quarterbacks]

PASSES HAD INTERCEPTED

1. 6 Jerry Henderson, Arizona State, 1967
- 6 Chuck Peck, California, 1974
- 6 Paul Mencke, USC, 1998
- 6 Alex Brink, Oregon State, 2007
5. 5 Jerry Henderson, Baylor, 1967
- 5 Jerry Henderson, Oregon State, 1968
- 5 Timm Rosenbach, Oregon, 1987
- 5 Matt Kegel, Oregon State, 2003
9. 4 Bob Gambold, Oregon, 1949
- 4 Bob Iverson, USC, 1955
- 4 Ty Paine, Arizona State, 1970
- 4 Ty Paine, Utah, 1972
- 4 Chuck Lyon, Stanford, 1975
- 4 Jack Thompson, UCLA, 1976
- 4 Samoa Samoa, Arizona State, 1980
- 4 Mark Rypien, USC, 1984
- 4 Timm Rosenbach, Arizona State, 1987
- 4 Timm Rosenbach, Washington, 1987
- 4 Aaron Garcia, Arizona, 1989
- 4 Drew Bledsoe, Montana, 1992
- 4 Alex Brink, Oregon State, 2005

COMPLETION PERCENTAGE (Min. 10 Att.)

1. .870 Alex Brink, Oregon, 2006 (20/23)
2. .818 Wayne Berry, Iowa, 1953 (9/11)
- .818 Ricky Turner, Montana State, 1983 (9/11)
4. .809 Alex Brink, San Diego State, 2007 (38/47)
5. .806 Timm Rosenbach, Arizona, 1987 (25/31)
6. .800 Wayne Berry, UCLA, 1953 (8/10)
- .800 Frank Sarno, Pacific, 1954 (8/10)
- .800 Jerry Henderson, Oregon State, 1966 (8/10)
- .800 Alex Brink, Idaho, 2006 (12/15)
10. .786 Bob Newman, California, 1956 (11/14)
- .786 Aaron Garcia, Arizona State, 1989 (11/14)
12. .778 Brad Gossen, California, 1990 (21/27)
13. .773 Brad Gossen, Idaho, 1989 (17/22)
14. .769 Samoa Samoa, California, 1980 (10/13)
- .769 Aaron Garcia, Oregon State, 1989 (10/13)
- .769 Drew Bledsoe, Oregon State, 1991 (20/26)
17. .767 Timm Rosenbach, Arizona, 1988 (23/30)
18. .765 Mark Rypien, Oregon State, 1985 (13/17)
- .765 Brad Gossen, Arizona State, 1989 (13/17)

NOTE: Bob Newman completed 11-of-12 for the West in the 1958 East-West Shrine Game.

TOUCHDOWNS

1. 6 Jason Gesser, Arizona, 2000 (3 ot)
2. 5 Jack Thompson, Washington, 1976
- 5 Timm Rosenbach, Tennessee, 1988
- 5 Drew Bledsoe, Oregon State, 1991
- 5 Ryan Leaf, California, 1997

- 5 Alex Brink, California, 2005
- 5 Alex Brink, San Diego State, 2007
8. 4 Jack Thompson, Idaho, 1977
- 4 Mark Rypien, USC, 1984
- 4 Mark Rypien, Oregon, 1985
- 4 Mike Pattinson, Montana State, 1993
- 4 Ryan Leaf, Temple, 1996
- 4 Ryan Leaf, San Jose State, 1996
- 4 Ryan Leaf, Oregon, 1996
- 4 Ryan Leaf, Illinois, 1997
- 4 Ryan Leaf, Southwestern Louisiana, 1997
- 4 Jason Gesser, Utah, 2000
- 4 Jason Gesser, California, 2001
- 4 Jason Gesser, California, 2002
- 4 Jason Gesser, Oregon, 2002
- 4 Josh Swogger, Idaho, 2004
- 4 Alex Brink, Oregon State, 2005

LONGEST PASS PLAY

1. 97 Steve Birnbaum to Nian Taylor, Idaho, 1998
2. 91 Alex Brink to Brandon Gibson, Arizona, 2006
3. 88 Matt Kegel to Marcus Williams, USC, 2000
4. 87 Bob Newman to Jack Fanning, Stanford, 1957
- 87 Drew Bledsoe to Phillip Bobo, Utah, 1992
6. 84 Bob Burkhart to Harlan Svare, Idaho, 1952
- 84 Wayne Berry to Jim Harerty, Iowa, 1953
- 84 Matt Kegel to Devard Darling, Arizona, 2003
9. 82 Mark Rypien to Rueben Mayes, Oregon, 1985
10. 81 Timm Rosenbach to Tim Stallworth, Tennessee, 1988
11. 80 David Wilson to Gail Cogdill, Northwestern, 1958
- 80 Jerry Henderson to Larry Thatcher, UCLA, 1967
- 80 Jack Thompson to Ray Williams, Arizona State, 1978
- 80 Ed Blount to Kitrick Taylor, Oregon State, 1986
- 80 Ryan Leaf to Kevin McKenzie, Illinois, 1997
- 80 Alex Brink to Jason Hill, California, 2005
17. 79 Bob Newman to Bill Steiger, Oregon, 1956
- 79 Timm Rosenbach to Steve Broussard, Wyoming, 1987
19. 78 Tom Roth to Bob Simpson, Villanova, 1965
- 78 Rick Olsen to Fred Moore, Washington, 1969
- 78 Ryan Leaf to Chris Jackson, UCLA, 1997

CONSECUTIVE GAMES WITH A TD PASS

1. 25 Jason Gesser, 2001-02
2. 17 Ryan Leaf, 1996-97

MOST GAMES WITH A TD PASS

1. 37 Alex Brink, 2004-07
2. 31 Jason Gesser, 1999-2002
3. 28 Jack Thompson, 1975-78
4. 24 Ryan Leaf, 1995-97
5. 23 Drew Bledsoe, 1990-92
6. 22 Timm Rosenbach, 1986-88
7. 13 Matt Kegel, 2000-03
8. 12 Mark Rypien, 1981-85

MULTIPLE TD PASS GAMES

1. 21 Jason Gesser, 1999-2002
- 21 Alex Brink, 2004-07
3. 16 Ryan Leaf, 1995-97
4. 15 Jack Thompson, 1975-78
5. 14 Drew Bledsoe, 1990-92
6. 12 Timm Rosenbach, 1986-88
7. 10 Mark Rypien, 1981-85



Alex Brink threw for 531 yards and four touchdowns at Oregon State during the 2005 season.



Jason Gesser threw a WSU single-game-record six touchdowns against Arizona during the 2000 season.

RECEIVING

RECEPTIONS (10+)

1. 12 Doug Flansburg, Houston, 1966
2. 11 Hugh Campbell, Arizona State, 1960
- 11 Leaford Hackett, Oregon, 1998
- 11 Michael Bumpus, USC, 2006
- 11 **Brandon Gibson, Arizona, 2007**
6. 10 Ed Barker, Stanford, 1951
- 10 Ed Barker, Washington, 1952
- 10 Hugh Campbell, Washington, 1962
- 10 Dennis Kloke, San Jose State, 1963
- 10 Doug Flansburg, Baylor, 1966
- 10 Ron Souza, Oregon, 1968
- 10 Steve Broussard, Stanford, 1987
- 10 Phillip Bobo, Arizona State, 1990
- 10 Brett Carolan, Montana, 1992
- 10 Deron Pointer, Arizona State, 1993
- 10 Leaford Hackett, Stanford, 1999
- 10 Nakoa McElrath, Idaho, 2001
- 10 Scott Lunde, USC, 2003
- 10 Jason Hill, Grambling State, 2005
- 10 Michael Bumpus, San Diego State, 2007

RECEIVING YARDS (150+)

1. 255 Deron Pointer, ASU, 1993
 2. 254 Nian Taylor, Idaho, 1998
 3. 252 Gail Cogdill, Northwestern, 1958
 4. 240 Jason Hill, California, 2005
 5. 215 Ed Barker, Oregon State, 1951
 6. 212 Phillip Bobo, Utah, Copper Bowl, 1992
 7. 210 Nakoa McElrath, Boise State, 2001
 8. 206 Jason Hill, Colorado, 2004
 9. 200 Nian Taylor, UCLA, 1997
 10. 198 Harlan Svare, Idaho, 1952
 11. 190 Jason Hill, Oregon State, 2005
 12. 185 Chris Jackson, Washington, 1997
 13. 178 Hugh Campbell, Washington, 1962
 14. 176 Tim Stallworth, Minnesota, 1988
 15. 173 Jerome Riley, Stanford, 2002
 16. 170 Tim Stallworth, UCLA, 1988
 17. 168 Nian Taylor, Arizona State, 1998
 18. 163 Jim Oggs, Idaho, 1970
 - 163 Nakoa McElrath, California, 2001
 20. 162 Shawn McWashington, Arizona State, 1997
 21. 161 Ed Barker, Stanford, 1951
 22. 158 Jerome Riley, Arizona State, 2001
 23. 157 Calvin Griggs, Stanford, 1989
 - 157 Kevin McKenzie, Arizona, 1997
 25. 155 Deron Pointer, USC, 1991
 26. 154 Tim Stallworth, Idaho, 1989
 - 154 Nakoa McElrath, Montana State, 2001
 28. 153 **Brandon Gibson, Stanford, 2007**
 29. 151 Phillip Bobo, Washington, 1951
 - 151 Milton Wynn, Idaho, 2000
- TOTAL 100+ GAMES:** 146 games by 60 players.
MOST 100+ GAMES: Levenseller 11, Stallworth 9, Gibson 9, Hill 9, Campbell 8, Bobo 7, Davis 7, Barker 5, McKenzie 5, Taylor 6, McElrath 6.
TOTAL 150+ GAMES: 29 games by 18 players.
MOST 150+ GAMES: Stallworth 3, Taylor 3, McElrath 3, Hill 3, Barker 2, Pointer 2, Bobo 2, Svare 1, Cogdill 1, Campbell 1, Oggs 1, Griggs 1, McWashington 1, Jackson 1, McKenzie 1, Wynn 1, Riley 1, **Gibson 1.**

RECEIVING TOUCHDOWNS

1. 3 Jack Fanning, Nebraska, 1957
- 3 Hugh Campbell, Arizona State, 1960
- 3 Mike Levenseller, Washington, 1976
- 3 Phillip Bobo, Arizona State, 1990
- 3 Deron Pointer, ASU, 1993
- 3 Nian Taylor, Idaho, 1998
- 3 Nakoa McElrath, Arizona, 2000
- 3 Nakoa McElrath, Boise State, 2001
- 3 Jason Hill, Idaho, 2004
- 3 Jason Hill, California, 2005
- 3 Chris Jordan, Idaho, 2006

LONGEST RECEPTION

1. 97 Nian Taylor from Steve Birnbaum, Idaho, 1998
2. **91 Brandon Gibson from Alex Brink, Arizona, 2006**
3. 88 Marcus Williams from Matt Kegel, USC, 2000
4. 87 Jack Fanning from Bob Newman, Stanford, 1957
- 87 Phillip Bobo from Drew Bledsoe, Utah, 1992
6. 84 Harlan Svare from Bob Burkhart, Idaho, 1952
- 84 Jim Hagerty from Wayne Berry, Iowa, 1953
- 84 Devard Darling from Matt Kegel, Arizona, 2003
9. 82 Rueben Mayes from Mark Rypien, Oregon, 1985
10. 81 Tim Stallworth from Timm Rosenbach, Tennessee, 1988
11. 80 Gail Cogdill from David Wilson, Northwestern, 1958
- 80 Larry Thatcher from Jerry Henderson, UCLA, 1967
- 80 Ray Williams from Jack Thompson, Arizona State, 1978
- 80 Kitrick Taylor from Ed Blount, Oregon State, 1986
- 80 Kevin McKenzie from Ryan Leaf, Illinois, 1997
- 80 Jason Hill from Alex Brink, California, 2005
17. 79 Bill Steiger from Bob Newman, Oregon, 1956
- 79 Steve Broussard from Timm Rosenbach, Wyoming, 1987
19. 78 Bob Simpson from Tom Roth, Villanova, 1965
- 78 Fred Moore from Rick Olsen, Washington, 1969
- 78 Chris Jackson from Ryan Leaf, UCLA, 1997
22. 77 Tim Stallworth from Aaron Garcia, USC, 1989
- 77 Scott Lunde from Matt Kegel, Colorado, 2003

TOTAL OFFENSE

NET YARDS (300+)

1. 515 Alex Brink, Oregon State, 2005
2. 475 Alex Brink, San Diego State, 2007
3. 468 Drew Bledsoe, Utah, Copper Bowl, 1992
4. 456 Alex Brink, Stanford, 2007
5. 424 Alex Brink, California, 2005
6. 417 Jason Gesser, California, 2002
7. 412 Mark Rypien, Oregon, 1985
- 412 Jason Gesser, California, 2001
9. 409 Mark Rypien, Utah, 1985
- 409 Alex Brink, UCLA, 2006
11. 403 Mike Pattinson, Arizona State, 1993
- 403 Ryan Leaf, Arizona State, 1997
13. 398 Drew Bledsoe, Montana, 1992
14. 393 Jason Gesser, Montana State, 2001
- 393 Alex Brink, Arizona State, 2007
16. 385 Ryan Leaf, Arizona, 1997
17. 384 Timm Rosenbach, Tennessee, 1988
18. 383 Alex Brink, Washington, 2007
19. 382 Drew Bledsoe, Arizona, 1990
20. 380 Ryan Leaf, UCLA, 1997
21. 378 Timm Rosenbach, Minnesota, 1988
22. 357 Rueben Mayes, Stanford, 1984
23. 355 Jack Thompson, USC, 1976
- 355 Brad Gossen, Brigham Young, 1989
25. 353 Alex Brink, Arizona, 2007
26. 352 Steve Grant, Oregon, 352
27. 351 Timm Rosenbach, California, 1988

28. 350 Ty Paine, USC, 1970
29. 349 Drew Bledsoe, USC, 1992
30. 348 Jack Thompson, Michigan State, 1977
31. 347 Ryan Leaf, Washington, 1997
32. 345 Matt Kegel, Stanford, 2003
33. 343 Ryan Leaf, San Jose State, 1996
34. 341 Chad Davis, Arizona, 1994
35. 340 Samoa Samoa, Stanford, 1980
36. 339 Jack Thompson, Oregon State, 1976
37. 337 Timm Rosenbach, Michigan, 1987
- 337 Ryan Leaf, Michigan, 1997
39. 334 Brad Gossen, Arizona State, 1989
40. 333 Jack Thompson, California, 1976
- 333 Aaron Garcia, Stanford, 1989
42. 332 Drew Bledsoe, Fresno State, 1992
43. 331 Timm Rosenbach, Arizona, 1987
44. 329 Brad Gossen, Brigham Young, 1990
- 329 Ryan Leaf, USC, 1997
- 329 Jason Gesser, Arizona State, 2000
47. 328 Ryan Leaf, California, 1997
48. 326 Jason Gesser, Arizona, 2000
- 326 Matt Kegel, Colorado, 2003
50. 325 Jack Thompson, Arizona State, 1978
51. 324 Alex Brink, Idaho, 2007
52. 322 Ryan Leaf, Louisiana-Lafayette, 1997
53. 321 Timm Rosenbach, UCLA, 1988
54. 317 Matt Kegel, Arizona, 2003
55. 316 Jason Gesser, USC, 2002
- 316 Alex Brink, Washington, 2006
57. 314 Alex Brink, Oregon, 2005
58. 311 Drew Bledsoe, Ohio State, 1991
- 311 Ryan Leaf, Illinois, 1997
60. 309 Matt Kegel, New Mexico, 2003
61. 306 Dave Mathieson, Washington, 1962
- 306 Jack Thompson, UNLV, 1978
- 306 Mike Pattinson, Oregon State, 1993
64. 305 Timm Rosenbach, Stanford, 1988
- 305 Alex Brink, California, 2007
66. 304 Alex Brink, Oregon State, 2007
67. 303 Alex Brink, USC, 2006
68. 302 Mark Rypien, UCLA, 1985
- 302 Ed Blount, Oregon State, 1986
- 302 Jason Gesser, Boise State, 2000
- 302 Alex Brink, Washington, 2005
72. 301 Bob Burkhart, Idaho, 1952
- 301 Brad Gossen, Idaho, 1989
- 301 Aaron Garcia, Oregon, 1989

TOTAL 300+ GAMES: 74 games by 19 players
MOST 300+ GAMES: Brink 15, Leaf 10, Rosenbach 7, Gesser 7, Thompson 6, Bledsoe 6, Gossen 4, Kegel 4, Rypien 3, Garcia 2, Pattinson 2, Burkhart 1, Mathieson 1, Paine 1, Grant 1, Samoa 1, Mayes 1, Blount 1, Davis 1.
TOTAL 200+ GAMES: 226 by 31 players
MOST 200+ GAMES: Brink 31, Gesser 27, Bledsoe 23, Leaf 23, Rosenbach 20, Thompson 19, Rypien 12, Paine 12, Kegel 10, Davis 8, Gossen 7, Besser 6, Grant 5, Blount 5, Garcia 5.

TOTAL PLAYS

1. 74 Drew Bledsoe, Montana, 1992
2. 66 Timm Rosenbach, Colorado, 1987
3. 65 Alex Brink, Oregon State, 2005
4. 64 Chad DeGrenier, Oregon, 1993
5. 63 Alex Brink, Washington, 2006
6. 62 Jack Thompson, California, 1976
7. 61 Drew Bledsoe, Ohio State, 1991
- 61 Alex Brink, Arizona, 2007
9. 60 Timm Rosenbach, Michigan, 1987



Doug Flansburg caught a WSU single-game record 12 passes against Houston in 1966 on his way to all-conference honors that season.



Mike Levenseller, currently WSU's wide receivers coach, is one of nine Cougars in school history to catch three touchdown passes in a game.

- 10. 59 Jack Thompson, USC, 1976
- 59 Ryan Leaf, Arizona State, 1997

AVERAGE/PLAY (Min. 10 plays)
 1. 15.9 John Hopkins, Idaho, 1975 (15/238)

- TOUCHDOWNS RESPONSIBLE FOR**
- 1. 6 Jack Thompson, Arizona, 1978
 - 6 Timm Rosenbach, Tennessee, 1988
 - 6 Jason Gesser, Arizona, 2000 (3 ot)
 - 4. 5 Alex Brink, California, 2005
 - 5 Alex Brink, San Diego State, 2007
 - 5 Alex Brink, Washington, 2007
 - 7. 4 Bob Newman, Oregon State, 1957
 - 4 Chuck Lyon, Idaho, 1975
 - 4 Alex Brink, Oregon State, 2005
 - 4 Alex Brink, Idaho, 2006
 - 4 Alex Brink, Idaho, 2007

ALL-PURPOSE YARDS
 (Rushing, Receiving, Punt Returns, KO Returns, Interception Returns, since 1980)

- ALL-PURPOSE YARDS (200+)**
- 1. 375 Rueben Mayes, Oregon, 1984
 - 2. 282 Deron Pointer, Arizona State, 1993
 - 3. 272 Jerome Harrison, UCLA, 2005
 - 4. 269 Rueben Mayes, Stanford, 1984
 - 5. 266 Nian Taylor, Idaho, 1998
 - 6. 265 Michael Black, California, 1996
 - 7. 259 Jerome Harrison, Arizona State, 2005
 - 8. 258 Steve Broussard, Arizona State, 1989
 - 9. 246 Steve Broussard, Oregon, 1989
 - 10. 240 Jason Hill, California, 2005
 - 11. 239 Jerome Harrison, UCLA, 2004
 - 12. 236 **Dwight Tardy, UCLA, 2007**
 - 13. 228 Phillip Bobo, Utah (Copper Bowl), 1998
 - 14. 226 Jonathan Smith, Idaho, 2003
 - 15. 225 Sammy Moore, Colorado, 2003
 - 225 Jonathan Smith, UCLA, 2003
 - 17. 223 Steve Broussard, Arizona, 1988
 - 18. 222 Shawn Tims, Southwestern Louisiana, 1997
 - 19. 221 Leaford Hackett, Stanford, 1999
 - 20. 220 Dave Minnich, Oregon State, 2001
 - 21. 219 Jerome Harrison, Stanford, 2005
 - 22. 218 Rueben Mayes, Ball State, 1984
 - 23. 216 Steve Broussard, California, 1989
 - 24. 215 Jonathan Smith, UCLA, 2003
 - 25. 214 Michael Black, Oregon, 1996
 - 26. 212 Rueben Mayes, Oregon, 1985
 - 27. 211 Dee Moronkola, Oregon, 1998
 - 28. 210 Nakoa McElrath, Boise State, 2001
 - 29. 209 Steve Broussard, California, 1988
 - 30. 208 Mike Washington, Pacific, 1980
 - 208 Steve Broussard, Illinois, 1988
 - 32. 206 Jason Hill, Colorado, 2004
 - 33. 205 Shaumbe Wright-Fair, Arizona, 1990
 - 205 Leaf Hackett, Arizona, 1998
 - 35. 202 Kevin Brown, Stanford, 1998
 - 36. 200 Nian Taylor, UCLA, 1997

SINGLE-GAME RECORDS - DEFENSE

TACKLES

- TOTAL TACKLES**
- 1. 28 Brian Forde, California, 1985
 - 2. 25 Brian Forde, Michigan, 1987
 - 25 Dan Grayson, Arizona, 1989
 - 4. 24 Brian Forde, Stanford, 1986
 - 5. 23 Anthony McClanahan, USC, 1991
 - 23 James Darling, Colorado, 1996
 - 7. 20 Brian Forde, Arizona, 1986
 - 20 Tuineau Alipate, Michigan, 1987
 - 20 Dan Grayson, Arizona, 1989
 - 20 Anthony McClanahan, Stanford, 1991
 - 20 Anthony McClanahan, Arizona State, 1992
 - 20 Brandon Moore, Arizona State, 1997

- SOLO TACKLES**
- 1. 21 Brian Forde, California, 1985
 - 21 Anthony McClanahan, USC, 1991
 - 3. 19 Dan Grayson, Arizona, 1989
 - 4. 16 Anthony McClanahan, Arizona State, 1992
 - 5. 14 Brian Flones, Arizona State, 1980
 - 14 Brian Forde, Michigan, 1987
 - 14 James Darling, Pittsburgh, 1995
 - 14 James Darling, Colorado, 1996
 - 9. 13 Brian Flones, Arizona State, 1979
 - 13 Artie Holmes, Arizona State, 1985
 - 13 Brian Forde, Arizona State, 1987

- ASSISTED TACKLES**
- 1. 15 Ben Carrillo, Washington, 1982
 - 15 John Diggs, USC, 1990
 - 3. 14 Brian Forde, Stanford, 1986
 - 4. 13 Lee Blakeney, UCLA, 1981
 - 13 Brandon Moore, Arizona State, 1997
 - 13 Billy Newman, Arizona State, 2000
 - 7. 12 Anthony McClanahan, UNLV, 1991
 - 8. 11 Rico Tipton, Ohio State, 1984
 - 11 Lee Blakeney, UCLA, 1984
 - 11 Lee Blakeney, USC, 1984
 - 11 Brian Forde, Arizona, 1986
 - 11 Brian Forde, Michigan, 1987
 - 11 Tuineau Alipate, Michigan, 1987
 - 11 Steve Gleason, Stanford, 1999

- TACKLES-FOR-LOSS**
- 1. 6.5 **Cory Evans, Oregon State, 2007 (-20)**
 - 2. 5.0 Keith Millard, Arizona, 1983 (-26)
 - 5.0 DeWayne Patterson, Pacific, 1993 (-25)
 - 5.0 Mkristo Bruce, Stanford 2006 (-33)
 - 5.0 **Andy Mattingly, Arizona State, 2007 (-31)**
 - 6. 4.5 D.D. Acholonu, Washington, 2003 (-27)
 - 7. 4.5 Scott Pelluer, Oregon State, 1980 (-13)
 - 4.0 Matt Elisara, Arizona, 1981 (-21)
 - 4.0 Keith Millard, Arizona, 1982 (-29)
 - 4.0 Keith Millard, Oregon State, 1983 (-36)
 - 4.0 DeWayne Patterson, Montana State, 1993 (-28)
 - 4.0 DeWayne Patterson, Oregon, 1993 (-23)
 - 4.0 Mark Fields, Oregon, 1994 (-37)
 - 4.0 DeWayne Patterson, UCLA, 1994 (-13)
 - 4.0 James Darling, Pittsburgh, 1995 (-7)
 - 4.0 Leon Bender, Oregon State, 1996 (-19)
 - 4.0 Brandon Moore, Arizona State, 1997 (-14)
 - 4.0 Brandon Moore, Michigan, 1997 (-21)
 - 4.0 Earl Riley, Boise State, 1998 (-22)

- 4.0 James Price, USC, 2000 (-12)
- 4.0 Rien Long, ASU, 2002 (-26)
- 4.0 Rien Long, USC, 2002 (-20)
- 4.0 Adam Braidwood, Oregon State, 2004 (-26)
- 4.0 **Andy Mattingly, Oregon, 2007 (-28)**

- TACKLES-FOR-LOSS YARDS**
- 1. 37 Mark Fields, Oregon, 1994 (4)
 - 2. 36 Keith Millard, Oregon State, 1983 (4)
 - 36 Ivan Cook, Illinois, 1988 (3)
 - 4. 33 Mkristo Bruce, Stanford (5)
 - 5. 31 **Andy Mattingly, Arizona State, 2007 (5)**
 - 6. 30 Chad Eaton, Montana State, 1993 (3)
 - 30 D.D. Acholonu, Texas, 2003 (3)
 - 8. 29 Keith Millard, Arizona, 1982 (4)
 - 9. 28 DeWayne Patterson, Montana State, 1993 (4)
 - 28 **Cory Evans, Oregon State, 2007 (6.5)**

- SACKS** (since 1979; 3+)
- 1. 5.0 Mkristo Bruce, Stanford, 2006 (-33)
 - 2. 4.0 Tim Downing, California, 1987 (-8)
 - 4.0 Keith Millard, Oregon State, 1983 (-35)
 - 4.0 DeWayne Patterson, Oregon, 1993 (-23)
 - 4.0 DeWayne Patterson, UCLA, 1994 (-13)
 - 4.0 **Andy Mattingly, Arizona State, 2007 (-29)**
 - 7. 3.5 DeWayne Patterson, Oregon, 1994 (-22)
 - 8. 3.0 12 players 19 times (last Scott Davis, Oregon State, 2006)

- SACK YARDS**
- 1. 36 Keith Millard, Oregon State, 1983 (4)
 - 36 Ivan Cook, Illinois, 1988 (3)
 - 3. 35 Matt Elisara, Montana State, 1981 (2)
 - 4. 34 Mark Fields, Oregon, 1994 (3)
 - 5. 33 Mkristo Bruce, Oregon State, 2006 (5)
 - 6. 30 Chad Eaton, Montana State, 1993 (3)
 - 30 D.D. Acholonu, Texas, 2003 (3)
 - 8. 29 **Andy Mattingly, Arizona State, 2007 (4)**
 - 9. 26 Will Derting, Notre Dame, 2003 (3)
 - 10. 25 DeWayne Patterson, Fresno State, 1994 (3)
 - 25 Adam Braidwood, Oregon State, 2004 (3)

INTERCEPTIONS

- INTERCEPTIONS**
- 1. 4 Lamont Thompson, UCLA, 2001
 - 2. 3 Bill Lippincott, Oregon State, 1945
 - 3 Laverne Torgeson, Penn State, 1948
 - 3 Clete Baltas, Stanford, 1962
 - 3 Rick Reed, Oregon, 1966
 - 3 Lionel Thomas, Pacific, 1969
 - 3 Lionel Thomas, Idaho, 1970
 - 3 Eric Johnson, Washington, 1972
 - 3 Paul Sorensen, Arizona, 1981
 - 3 Ron Collins, Stanford, 1984
 - 3 Torey Hunter, ASU, 1991
 - 3 Lamont Thompson, Washington, 1997
 - 3 Will Derting, Nevada, 2002

- INTERCEPTION YARDS**
- 1. 98 Will Derting, Nevada, 2002
 - 2. 96 Frank Miyaki, Idaho, 1945
 - 3. 93 Lionel Thomas, UCLA, 1969
 - 4. 91 Harold Haddock, Pacific, 1960
 - 5. 81 Mike Abbott, San Jose State, 1962



Brian Forde holds three of the top four WSU marks for most tackles in a game, including a school-record 28 stops against California in 1985.



Mkristo Bruce posted a school-record 5.0 sacks against Stanford in 2006 en route to All-America and first-team All-Pac-10 honors.

INTERCEPTION TOUCHDOWNS

1. 1 39 players, 45 times - Albert Charlton, California (53), 1951; Chuck Stone, Washington (54), 1953; Bruce Nevitt, Stanford (32), 1954; Garner Ekstran, Stanford (40), 1960; Harold Haddock, Pacific (91), 1960; Clancy Williams, San Jose State, 1962 (62); Bill Gaskins, Pacific (50), 1964; Bill Gaskins, Villanova (41), 1965; Lewis Norris, Arizona State (57), 1966; Lionel Thomas, UCLA (93), 1969; Tom Poe, Minnesota (26), 1971; Mark Patterson, California (63), 1975; Matt Elisara, UCLA (42), 1981; Joe Taylor, Michigan (63), 1983; Ron Collins, UNLV (71), 1986; Brian Forde, Wyoming (27), 1987; James Hasty, Wyoming (40), 1987; Shawn Landrum, Arizona (62), 1987; Dan Webber, Arizona (1), 1987; Ron Ricard, Oregon (74), 1989; Roosevelt Noble, Oregon State (61), 1989; John Diggs, UCLA (72), 1990; Alvin Dunn, BYU (25), 1990; Michael Wright, Arizona (29), 1991; Ron Childs, UCLA (17), 1992; Chris Hayes, Arizona State (44), 1993; DeWayne Patterson, UCLA (89), 1993; Shad Hinchen, Oregon State (23), 1996; Billy Newman, Idaho (10), 2000; Billy Newman, Stanford (54), 2001; Lamont Thompson, Arizona (36), 2001; Erik Coleman, Oregon State (43), 2001; Jason David, Purdue (45), 2001; Raonall Smith, Boise State (54), 2001; Will Derting, Nevada (98), 2002; Erik Coleman, UCLA (25), 2002; Jason David, Colorado (41), 2003; Jason David, Arizona (34), 2003; Virgil Williams, Oregon (40), 2003; Pat Bennett, ASU (39), 2003; Pat Bennett, USC (28), 2004; Eric Frampton, Nevada, 2005; **Michael Graise, Stanford (33), 2006**; Tyron Brackenridge, Oregon (24), 2006; Eric Frampton, Washington (43), 2006; Husain Abdullah, Stanford (55), 2007.

LONGEST INTERCEPTION

1. 98 Will Derting, Nevada, 2002
2. 93 Lionel Thomas, UCLA, 1969
3. 91 Harold Haddock, Pacific, 1960
4. 89 Frank Miyaki, Idaho, 1945 (ns)
- 89 DeWayne Patterson, UCLA, 1993
6. 75 Eddie Pillings, Gonzaga, 1941 (ns)
7. 74 Bill Lippincott, Montana, 1948 (ns)
- 74 Ron Ricard, Oregon, 1989
9. 71 Ron Collins, UNLV, 1986
10. 70 Clarence Zimmerman, Oregon, 1915 (ns)
- 70 Bill Sewell, Gonzaga, 1941 (ns)

SINGLE-GAME RECORDS - SPECIAL TEAMS

PUNTING

PUNTS

1. 14 Mike Monahan, Stanford, 1969
2. 12 Steve Johnston, UCLA, 1992
3. 11 Hank Grenda, Washington, 1968
- 11 Glenn Harper, Oregon, 1982
- 11 Steve Johnston, UCLA, 1993
- 11 George Martin, Illinois, 1994
- 11 George Martin, UCLA, 1994
- 11 George Martin, Oregon, 1994
- 11 George Martin, Arizona, 1994

PUNTING AVERAGE

- (Min. 5 punts)
1. 53.4 Kyle Basler, Arizona, 2004 (7/374)
 2. 52.0 Jason Hanson, Wyoming, 1990 (5/260)

PUNTING YARDS (400+)

1. 573 Mike Monahan, Stanford, 1969
2. 526 Gavin Hedrick, Idaho, 1978
3. 480 Steve Johnston, UCLA, 1992
4. 469 Glenn Harper, Oregon, 1982
5. 443 Steve Johnston, UCLA, 1993
- 443 George Martin, Oregon, 1994
7. 430 Kyle Basler, Stanford, 2003
8. 407 Hank Grenda, Washington, 1968
- 407 Rob Myers, Wyoming, 1989
10. 406 Rob Myers, Arizona State, 1987
11. 405 George Martin, UCLA, 1994
12. 402 Gavin Hedrick, Nebraska, 1977
13. 400 Mike Monahan, Pacific, 1969

LONGEST PUNT

1. 87 Kyle Basler, Arizona, 2004
2. 83 Gavin Hedrick, California, 1975
3. 82 Gavin Hedrick, California, 1977
4. 81 Rob Meyers, USC, 1989
5. 80 Richard Emerson, Oklahoma, 1938
6. 76 Mark Rypien, Oregon State, 1984
7. 75 Rob Myers, Wyoming, 1989
8. 74 Keith Lincoln, Idaho, 1960
- 74 Rob Myers, Washington, 1989
10. 73 Wayne Berry, Oregon State, 1953
- 73 Robert James, Army, 1963

PUNT RETURN

PUNT RETURNS

1. 9 Jay Dumas, Oregon, 1994
2. 8 Jerry Williams, Oregon, 1946
- 8 Harry Thompson, Idaho, 1972
4. 7 Marcus Trufant, Oregon, 2002
- 7 **Michael Bumpus, Arizona, 2004**
6. 6 Billy Gribble, BYU, 1981
- 6 Kitrick Taylor, Oregon, 1983
- 6 Ed Blount, California, 1984
- 6 Phillip Bobo, UCLA, 1992
- 6 Jay Dumas, California, 1993
- 6 Jay Dumas, UCLA, 1993
- 6 Jay Dumas, USC, 1994
- 6 Sammy Moore, Arizona, 2003
- 6 Sammy Moore, Stanford, 2003
- 6 Michael Bumpus, Colorado, 2004

PUNT RETURN YARDS (80+)

1. 167 Shawn Tims, Louisiana-Lafayette, 1997
2. 157 Michael Bumpus, Nevada, 2005
3. 113 Kitrick Taylor, Oregon, 1983
4. 110 Marcus Trufant, Montana State, 2002
5. 103 Sammy Moore, Stanford, 2003
6. 97 Jerry Williams, Oregon, 1947
7. 91 Kitrick Taylor, UCLA, 1985
- 91 Michael Bumpus, Arizona State, 2004
9. 90 Mark Williams, San Jose State, 1968
10. 88 Mark Williams, Idaho, 1968

PUNT RETURN TOUCHDOWNS

1. 1 21 times by 16 players - Jerry Niesken, Idaho, 1906 (80); Benton Bangs, Oregon, 1917 (72); Bud Roffler, USC, 1950 (46); Bill Berry, Pacific, 1953 (69); Dave Kerrone, San Jose State, 1960 (75); Mark Williams, San Jose State, 1968 (81); Mark Williams, Oregon, 1968 (73); Mark Williams, Idaho, 1968 (72); Rick Reed, San Jose State, 1968 (81); Lionel Thomas, Idaho, 1970 (63); Robin Sinclair, Oregon State, 1972 (50); Robin Sinclair, Idaho, 1973 (82); Eric Johnson, Idaho, 1973 (75); Mike Levenseller, UCLA, 1977 (32); Kitrick Taylor, Oregon, 1983 (78); Kitrick Taylor, UCLA, 1985 (69); Ricky Reynolds, Montana State, 1985 (35); Jay Dumas, UCLA, 1995 (72); Shawn Tims, Boise State, 1997 (73); Michael Bumpus, Oregon, 2004 (52); Michael Bumpus, Arizona State, 2004 (76); Michael Bumpus, Nevada, 2005. [list includes all players since 1949 plus players prior to 1949 who were included in the list of long punt returns.]

LONGEST PUNT RETURN

1. 87 Michael Bumpus, Nevada, 2005
2. 81 Rick Reed, San Jose State, 1968
- 81 Mark Williams, San Jose State, 1968
4. 80 Jerry Niesken, Idaho, 1906
5. 78 James Boylan, Oregon State, 1960 (non-scoring)
- 78 Kitrick Taylor, Oregon, 1983
7. 76 Michael Bumpus, Arizona State, 2004
8. 75 Dave Kerrone, San Jose State, 1960
- 75 Eric Johnson, Idaho, 1973
10. 73 Mark Williams, Oregon, 1968
- 73 Shawn Tims, Boise State, 1997

KICKOFF RETURN

KICKOFF RETURNS

1. 7 John Davis, Iowa, 1969
- 7 Eric Johnson, USC, 1972

KICKOFF RETURN YARDS

1. 211 Dee Moronkola, Oregon, 1998
2. 154 Clancy Williams, Oregon State, 1963
3. 154 Tony Salter, Arizona State, 1990
4. 137 Deron Pointer, UCLA, 1992
5. 135 Victor Wood, Arizona, 1987
6. 132 Sammy Moore, Colorado, 2003
7. 131 Bernard Jackson, Oregon State, 1971
- 131 Charles Dillon, USC, 2007
9. 130 Kevin Hicks, Michigan, 1993
10. 128 Bernard Jackson, UCLA, 1971
- Anthony Prior, Arizona, 1990

KICKOFF RETURN TOUCHDOWNS

1. 1 25 times by 19 players; William Tonkin, College of Idaho (95), 1928; Ted Rowher, USC (90), 1928; Bob Kennedy, Idaho (80), 1941; Jerry Williams, Montana (88), 1948; Jerry Williams, California (87), 1948; Bud Roffler, Montana (85), 1951; Don Ellingsen, USC (89), 1957; Chuck Morrell, UCLA (83), 1958; Ken Graham, San Jose State (91), 1961; Ken Graham, Stanford (92), 1962; Bill Gaskins, Idaho (?), 1963; Aamon McWashington, Baylor (95), 1966; Mark Williams, UCLA (97), 1968; Bernard Jackson, UCLA (100), 1971; Bernard Jackson, Oregon State (95), 1971; Steve Broussard, Arizona State (98), 1989; Anthony



Kyle Basler's 87-yard punt against Arizona in 2004 broke a 29-year-old school record and still stands as the longest punt in WSU history.



Husain Abdullah became the 39th Cougar to return an interception for a touchdown against Stanford in 2007.

Prior, Arizona (99), 1990; Anthony Prior, USC (100), 1991; Deron Pointer, UCLA (98), 1992; Kevin Hicks, Michigan (97), 1993; Bryant Thomas, San Jose State (50), 1996; Dee Moronkola, Oregon (91), 1998; Dee Moronkola, Boise State (88), 1998; Sammy Moore, Oklahoma (89), 2002; Sammy Moore, Colorado (97), 2003. [list includes all players since 1948 plus players prior to 1949 who were included in the list of long kickoff returns.]

LONGEST KICKOFF RETURN

1. 100 Bernard Jackson, UCLA, 1971
- 100 Anthony Prior, USC, 1991
3. 99 Anthony Prior, Arizona, 1990
4. 98 Steve Broussard, Arizona State, 1989
- 98 Deron Pointer, UCLA, 1992
6. 97 Mark Williams, UCLA, 1968
- 97 Kevin Hicks, Michigan, 1993
- 97 Sammy Moore, Colorado, 2003
9. 95 William Tonkin, College of Idaho, 1928
- 95 Ammon McWashington, Baylor, 1966
- 95 Bernard Jackson, Oregon State, 1971
12. 92 Bill Gaskins, Idaho, 1963
- 92 Ken Graham, Stanford, 1962
14. 91 Ken Graham, San Jose State, 1961
- 91 Dee Moronkola, Oregon, 1998
16. 90 Ted Rowher, USC, 1928
17. 89 Don Ellingsen, USC, 1957
- 89 Sammy Moore, Oklahoma, 2002
19. 88 Jerry Williams, Montana, 1948
- 88 Dee Moronkola, Boise State, 1998
21. 87 Jerry Williams, California, 1948
- 87 Mike Washington, Oregon, 1977 (non-scoring)
23. 85 Bud Roffler, Montana, 1951
24. 83 Chuck Morrell, UCLA, 1958
25. 81 Milton Martin, Pacific, 1924 (non-scoring)
26. 80 Bob Kennedy, Idaho, 1941
- 80 Wayne Berry, Idaho, 1953 (non-scoring)

SINGLE-GAME RECORDS - SCORING

SCORING

TOUCHDOWNS

1. 5 James Matthew, Idaho, 1982
- 5 Rueben Mayes, Stanford, 1984
3. 4 Deon Burnett, SW Louisiana, 1999
- 4 Dave Minnich, Arizona, 2001
- 4 John Tippins, Montana State, 2001
6. 3 17 players prior to 1983

TOTAL POINTS

1. 30 James Matthew, Idaho, 1982
- 30 Rueben Mayes, Stanford, 1984
2. 24 Deon Burnett, SW Louisiana, 1999
- 24 Dave Minnich, Arizona, 2001
- 24 John Tippins, Montana State, 2001
5. 18 31 players a total of 38 times

POINTS KICKING

1. 16 Jason Hanson, BYU, 1989
- 16 Rian Lindell, Boise State, 1997
3. 15 Aaron Price, Temple, 1992
- 15 Drew Dunning, California, 2001
- 15 Drew Dunning, Purdue, 2001

- 15 Drew Dunning, New Mexico, 2003
- 15 Romeen Abdolmohammadi, Stanford, 2007
8. 14 John Traut, Oregon, 1984
- 14 Aaron Price, Montana State, 1993
- 14 Aaron Price, Arizona State, 1993
- 14 Drew Dunning, ASU, 2002
- 14 Drew Dunning, Washington, 2002

PAT MADE

1. 12 Chuck Diedrick, Idaho, 1975
2. 11 Rian Lindell, USL, 1997
3. 9 Rian Lindell, California, 1997
4. 8 John Traut, Montana State, 1985
- 8 Paul Watson, Oregon, 1977
6. 7 Neil Anderson, Idaho, 1967
- 7 Joe Danelo, Washington, 1973
- 7 Joe Danelo, Idaho, 1973
- 7 Tony Truant, Oregon, 1996
- 7 Tony Truant, San Jose State, 1996
- 7 Rian Lindell, Boise State, 1997
- 7 Drew Dunning, Idaho, 2002
- 7 Drew Dunning, Oregon, 2003
- 7 Loren Langley, Idaho, 2004

PAT ATTEMPTS

1. 12 Chuck Diedrick, Idaho, 1975
2. 11 Rian Lindell, USL, 1997
3. 9 John Traut, Montana State, 1985
- 9 Rian Lindell, California, 1997
5. 8 Paul Watson, Oregon, 1997
6. 7 Bill Lippincott, Montana, 1948
- 7 Bud Roffler, Montana, 1951
- 7 Neil Anderson, Idaho, 1967
- 7 Joe Danelo, Idaho, 1973
- 7 Joe Danelo, Washington, 1973
- 7 Paul Watson, Arizona State, 1978
- 7 Tony Truant, Oregon, 1996
- 7 Tony Truant, San Jose State, 1996
- 7 Rian Lindell, Boise State, 1997
- 7 Drew Dunning, Idaho, 2002
- 7 Drew Dunning, Oregon, 2003
- 7 Loren Langley, Idaho, 2004

CONSECUTIVE PAT

1. 12 Chuck Diedrick, 1975
2. 11 Rian Lindell, USL, 1997
3. 9 Rian Lindell, California, 1997
4. 8 Paul Watson, Oregon, 1977
5. 7 Five Players

LONGEST FIELD GOAL (50+)

1. 62 Jason Hanson, UNLV, 1991
2. 58 Jason Hanson, Brigham Young, 1989
- 58 Jason Hanson, Arizona State, 1990
4. 57 Paul Watson, Idaho, 1977
- 57 Rian Lindell, Boise State, 1997
6. 55 Joe Danelo, Stanford, 1974
- 55 Jason Hanson, California, 1990
8. 54 Jason Hanson, UCLA, 1990
- 54 Jason Hanson, Fresno State, 1991
10. 53 Jason Hanson, Oregon State, 1989
- 53 Jason Hanson, Wyoming, 1990
- 53 Jason Hanson, Stanford, 1990
- 53 Tony Truant, Arizona, 1996
14. 52 Kevin Morris, Oregon State, 1981
- 52 Jason Hanson, Oregon State, 1988
- 52 Jason Hanson, Idaho, 1989
- 52 Jason Hanson, Brigham Young, 1989

- 52 Jason Hanson, Ohio State, 1991
- 52 Aaron Price, Temple, 1992
- 52 Rian Lindell, Stanford, 1997
- 52 Rian Lindell, Illinois, 1998
- 52 Rian Lindell, Arizona, 1999
23. 51 Kevin Adams, Washington, 1986
- 51 Jason Hanson, UCLA, 1988
- 51 Jason Hanson, Oregon State, 1990
- 51 Jason Hanson, UCLA, 1991
- 51 Jason Hanson, Arizona, 1991
- 51 Aaron Price, Arizona, 1992
- 51 Aaron Price, Montana State, 1993
- 51 Tony Truant, Oregon State, 1995
31. 50 Joe Danelo, USC, 1972
- 50 Paul Watson, UCLA, 1978
- 50 Kevin Morris, Oregon State, 1981
- 50 Jason Hanson, Arizona, 1989
- 50 Jason Hanson, California, 1990
- 50 Jason Hanson, Fresno State, 1991
- 50 Rian Lindell, Oregon State, 1999

MOST 50+ FIELD GOALS

1. 2 Kevin Morris, Oregon State, 1981 (52, 50)
- 2 Jason Hanson, Brigham Young, 1989 (58, 52)
- 2 Jason Hanson, Fresno State, 1991 (54, 50)
4. 1 29 times by seven players

FIELD GOALS ATTEMPTED

1. 6 Paul Watson, Kansas, 1977
2. 5 Mike DeSanto, Pacific, 1980
- 5 Aaron Price, Arizona State, 1993
- 5 Aaron Price, California, 1993
- 5 Drew Dunning, ASU, 2002
- 5 Drew Dunning, Washington, 2002
- 5 Drew Dunning, New Mexico, 2003
- 5 Loren Langley, Washington, 2005
9. 4 Chuck Diedrick, Kansas, 1975
- 4 Paul Watson, UNLV, 1977
- 4 Mike DeSanto, Army, 1980
- 4 John Traut, California, 1983
- 4 John Traut, Oregon State, 1983
- 4 John Traut, Tennessee, 1984
- 4 Aaron Price, Montana State, 1993
- 4 Aaron Price, Arizona, 1993
- 4 Rian Lindell, Boise State, 1998
- 4 Drew Dunning, California, 2001
- 4 Drew Dunning, Purdue, 2001
- 4 Drew Dunning, Arizona, 2002
- 4 Drew Dunning, USC, 2002
- 4 Drew Dunning, Idaho, 2003
- 4 Drew Dunning, Washington, 2003
- 4 Loren Langley, Colorado, 2004
- 4 Romeen Abdolmohammadi, UCLA, 2007
- 4 Romeen Abdolmohammadi, Stanford, 2007

FIELD GOALS MADE

1. 5 Drew Dunning, New Mexico, 2003
2. 4 Chuck Diedrick, Kansas, 1975
- 4 Paul Watson, Kansas, 1977
- 4 John Traut, Tennessee, 1984
- 4 Jason Hanson, BYU, 1989
- 4 Jason Hanson, Arizona, 1989
- 4 Rian Lindell, Boise State, 1998
- 4 Drew Dunning, Purdue, 2001
- 4 Drew Dunning, Washington, 2002
- 4 Drew Dunning, Washington, 2003
- 4 Drew Dunning, Idaho, 2003
- 4 Romeen Abdolmohammadi, 2007



Chuck Diedrick's 12 PATs against Idaho in 1975 still stands as the WSU and Pac-10 records for most in a single game.



All-American Drew Dunning's five field goals against New Mexico in 2003 is the most by a Cougar in a single game.

FIELD GOAL PERCENTAGE

(Min. 3 attempts)

1. 1.000 5/5, Drew Dunning, New Mexico, 2003
2. 1.000 4/4 by several players, Several players, last by Romeen Abdollmohammadi, Stanford, 2007

CONSECUTIVE FIELD GOALS

1. 1.000 5/5, Drew Dunning, New Mexico, 2003
2. 1.000 4/4, Several players, last by Romeen Abdollmohammadi, Stanford, 2007

SINGLE-SEASON RECORDS - OFFENSE

RUSHING

RUSHING ATTEMPTS

1. 308 Jerome Harrison, 2005
2. 264 Shaumbe Wright-Fair, 1992
3. 260 Steve Broussard, 1989
4. 258 Rueben Mayes, 1984
5. 242 Michael Black, 1997
6. 228 Rueben Mayes, 1985
7. 224 Jonathan Smith, 2003
8. 222 Steve Broussard, 1988
9. 218 Rich Swinton, 1988
10. 215 Kevin Brown, 1998

NET RUSHING YARDS (1000+)

1. 1,900 Jerome Harrison, 2005
2. 1,637 Rueben Mayes, 1984
3. 1,330 Shaumbe Wright-Fair, 1992
4. 1,280 Steve Broussard, 1988
5. 1,237 Steve Broussard, 1989
6. 1,236 Rueben Mayes, 1985
7. 1,189 Bernard Jackson, 1971
8. 1,181 Michael Black, 1997
9. 1,059 Andrew Jones, 1973
10. 1,046 Kevin Brown, 1998
11. 1,018 Rich Swinton, 1988
12. 1,000 Kerry Porter, 1983

SENIOR RECORD

- 1,900 Jerome Harrison, 2005

JUNIOR RECORD

- 1,637 Rueben Mayes, 1984

SOPHOMORE RECORD

- 1,046 Kevin Brown, 1998

FRESHMAN RECORD

- 974 Deon Burnett, 1999

AVERAGE/ATTEMPT (Min. 100)

1. 6.72 Bernard Jackson, 1971 (177/1,189)
2. 6.34 Rueben Mayes, 1984 (258/1,632)
3. 6.17 Jerome Harrison, 2005 (308/1,900)
4. 6.08 Ken Grandberry, 1971 (103/626)
5. 5.86 Talmadge Washington, 1954 (105/634)
6. 5.78 Tim Harris, 1981 (161/931)
7. 5.77 Steve Broussard, 1988 (222/1,280)
8. 5.60 Ron Cheatham, 1974 (110/616)
9. 5.53 Jermaine Green, 2002 (150/829)

10. 5.52 Tali Ena, 1978 (132/728)

TOUCHDOWNS

1. 16 Jerome Harrison, 2005
2. 13 Steve Broussard, 1989
3. 13 Shaumbe Wright-Fair, 1992
4. 12 Deon Burnett, 1999
5. 11 Bob Kennedy, 1941
- 11 Bernard Jackson, 1971
- 11 Ken Grandberry, 1972
- 11 Samoa Samoa, 1980
- 11 Rueben Mayes, 1984
- 11 Steve Broussard, 1988
- 11 Michael Black, 1997

PASSING

PASS ATTEMPTS

1. 503 Alex Brink, 2007
2. 432 Drew Bledsoe, 1992
3. 410 Ryan Leaf, 1997
4. 402 Jason Gesser, 2002
5. 396 Alex Brink, 2006
6. 394 Matt Kegel, 2003
7. 390 Timm Rosenbach, 1987
8. 375 Jason Gesser, 2001
9. 373 Ryan Leaf, 1996
10. 358 Drew Bledsoe, 1991
- 358 Alex Brink, 2005

PASS COMPLETIONS

1. 305 Alex Brink, 2007
2. 241 Drew Bledsoe, 1992
- 241 Alex Brink, 2006
4. 236 Jason Gesser, 2002
5. 227 Ryan Leaf, 1997
6. 222 Timm Rosenbach, 1987
7. 218 Timm Rosenbach, 1988
- 218 Matt Kegel, 2003
9. 208 Jack Thompson, 1976
10. 205 Alex Brink, 2005

PASSING YARDS

1. 3,968 Ryan Leaf, 1997
2. 3,818 Alex Brink, 2007
3. 3,408 Jason Gesser, 2002
4. 3,246 Drew Bledsoe, 1992
5. 3,097 Timm Rosenbach, 1988
6. 3,010 Jason Gesser, 2001
7. 2,947 Matt Kegel, 2003
8. 2,899 Alex Brink, 2006
9. 2,891 Alex Brink, 2005
10. 2,811 Ryan Leaf, 1996

SENIOR RECORD

- 3,818 Alex Brink, 2007

JUNIOR RECORD

- 3,968 Ryan Leaf, 1997

SOPHOMORE RECORD

- 2,891 Alex Brink, 2005

FRESHMAN RECORD

tba

PASSES HAD INTERCEPTED

1. 24 Ty Paine, 1970
- 24 Timm Rosenbach, 1987
3. 20 Jack Thompson, 1978
4. 19 Ty Paine, 1971
5. 17 Jerry Henderson, 1967
6. 15 Drew Bledsoe, 1991
- 15 Drew Bledsoe, 1992
- 15 Mark Rypien, 1984
- 15 Matt Kegel, 2003
- 15 Alex Brink, 2007

COMPLETION PERCENTAGE (Min. 100)

1. .645 Timm Rosenbach, 1988 (218/338)
2. .609 Alex Brink, 2006 (241/396)
3. .608 Aaron Garcia, 1989 (115/189)
4. .606 Alex Brink, 2007 (305/503)
5. .587 Jason Gesser, 2002 (236/402)
6. .586 Jack Thompson, 1976 (203/335)
7. .584 Jack Thompson, 1977 (192/329)
8. .582 Mark Rypien, 1985 (159/273)
9. .581 Chad Davis, 1994 (197/339)
10. .581 Ricky Turner, 1983 (100/172)

TOUCHDOWNS

1. 34 Ryan Leaf, 1997
2. 28 Jason Gesser, 2002
3. 26 Jason Gesser, 2001
- 26 Alex Brink, 2007
5. 24 Timm Rosenbach, 1988
- 24 Alex Brink, 2005
7. 21 Ryan Leaf, 1996
- 21 Matt Kegel, 2003
9. 20 Jack Thompson, 1976
- 20 Drew Bledsoe, 1992

RECEIVING

RECEPTIONS

1. 72 Nakoa McElrath, 2001
2. 70 Michael Bumpus, 2007
3. 67 Mike Levenseller, 1976
- 67 **Brandon Gibson, 2007**
5. 66 Hugh Campbell, 1960
6. 63 Tim Stallworth, 1988
- 63 C.J. Davis, 1992
8. 62 Jason Hill, 2005
9. 60 Michael Bumpus, 2006
10. 59 Steve Broussard, 1987

SENIOR RECORD

- 72 Nakoa McElrath, 2001

JUNIOR RECORD

- 67 Mike Levenseller, 1976
67 **Brandon Gibson, 2007**

SOPHOMORE RECORD

- 66 Hugh Campbell, 1960

FRESHMAN RECORD

tba



Jerome Harrison's 308 carries for 1,900 yards in 2005 set school records and garnered the senior first-team All-America honors.



Ryan Leaf accumulated 3,968 passing yards in 1997, the most by a WSU quarterback in a single season en route to first-team All-America honors.

RECEIVING YARDS

1. 1,180 Brandon Gibson, 2007
2. 1,163 Nakoa McElrath, 2001
3. 1,151 Tim Stallworth, 1988
4. 1,124 Mike Levenseller, 1976
5. 1,097 Jason Hill, 2005
6. 1,024 C.J. Davis, 1992
7. 1,007 Jason Hill, 2004
8. 1,005 Chris Jackson, 1997
9. 996 Deron Pointer, 1993
10. 964 Milton Wynn, 2000

RECEIVING AVERAGE

(Min. 20 receptions)

1. 25.9 Nian Taylor, 1997 (22/570)
2. 23.2 Sammy Moore, 2003 (23/532)
3. 22.8 Gail Cogdill, 1958 (21/479)
4. 22.4 Jason Hill, 2004 (45/1007)
5. 21.2 Deron Pointer, 1993 (47/996)
6. 20.9 Mike Bush, 2001 (46/959)
7. 20.2 Kevin McKenzie, 1996 (31/626)
8. 19.5 Marcus Williams, 2000 (33/643)
9. 19.4 Kitrick Taylor, 1986 (27/523)
10. 19.0 Brock Aynsley, 1970 (21/400)

RECEIVING TOUCHDOWNS

1. 13 Jason Hill, 2005
2. 12 Jason Hill, 2004
3. 11 Kevin McKenzie, 1997
- 11 Chris Jackson, 1997
- 11 Devard Darling, 2002
6. 10 Hugh Campbell, 1960
- 10 Mike Bush, 2001
8. 9 Ed Barker, 1951
- 9 Jack Fanning, 1957
- 9 Kitrick Taylor, 1986
- 9 Deron Pointer, 1993
- 9 Nakoa McElrath, 2001
- 9 Brandon Gibson, 2007

TOTAL OFFENSE

NET YARDS

1. 3,920 Ryan Leaf, 1997 (492 plays)
2. 3,852 Alex Brink, 2007 (566)
3. 3,433 Timm Rosenbach, 1988 (467)
4. 3,292 Jason Gesser, 2002 (456)
5. 3,185 Drew Bledsoe, 1992 (516)
6. 3,111 Jason Gesser, 2001 (461)
7. 2,997 Alex Brink, 2005 (414)
8. 2,907 Alex Brink, 2006 (474)
9. 2,898 Matt Kegel, 2003 (452)
10. 2,743 Timm Rosenbach, 1987 (528)

SENIOR RECORD

- 3,852 Alex Brink, 2007

JUNIOR RECORD

- 3,920 Ryan Leaf, 1997

SOPHOMORE RECORD

- 2,997 Alex Brink, 2005

FRESHMAN RECORD

tba

TOTAL PLAYS

1. 566 Alex Brink, 2007
2. 528 Timm Rosenbach, 1987
3. 516 Drew Bledsoe, 1992
4. 492 Ryan Leaf, 1997
5. 474 Alex Brink, 2006
6. 467 Timm Rosenbach, 1988
7. 462 Drew Bledsoe, 1991
8. 461 Jason Gesser, 2001
9. 456 Jason Gesser, 2002
10. 452 Matt Kegel, 2003

AVERAGE/PLAY (Min. 100 plays)

1. 7.97 Ryan Leaf, 1997 (492/3,920)
2. 7.35 Timm Rosenbach, 1998 (467/3,433)
3. 7.24 Alex Brink, 2005 (414/2,997)
4. 7.22 Jason Gesser, 2002 (456/3,292)
5. 7.07 Brad Gossen, 1989 (194/1,371)
6. 6.93 Mark Rypien, 1985 (2,417)
7. 6.81 Alex Brink, 2007 (566/3,852)
8. 6.75 Jason Gesser, 2001 (461/3,111)
9. 6.72 Bernard Jackson, 1971 (177/1,189)
10. 6.63 Aaron Garcia, 1989 (241/1,599)
- 6.63 Jason Gesser, 2000 (304/2,014)

TOUCHDOWNS RESPONSIBLE FOR

1. 40 Ryan Leaf, 1997
2. 34 Timm Rosenbach, 1988
3. 28 Jason Gesser, 2001
- 28 Jason Gesser, 2002
5. 27 Ryan Leaf, 1996
6. 26 Alex Brink, 2005
- 26 Alex Brink, 2007
8. 24 Drew Bledsoe, 1992
9. 22 Jack Thompson, 1976
- 22 Matt Kegel, 2003

ALL-PURPOSE YARDS

(Rushing, Receiving, Punt Returns, KO Returns, Interception Returns, since 1980)

ALL-PURPOSE YARDS (minimum 1,000 yards)

(Rushing, Receiving, Punt Returns, KO Returns, Interception Returns, since 1980)

1. 2,118 Bernard Jackson, 1971 (1,189-185-0-744-0)
2. 2,113 Jerome Harrison, 2005 (1,900-206-0-7-0)
3. 1,790 Steve Broussard, 1989 (1,237-326-0-227-0)
4. 1,768 Rueben Mayes, 1984 (1,637-113-0-18-0)
5. 1,653 Sammy Moore, 2003 (0-533-405-715-0)
6. 1,533 Steve Broussard, 1988 (1,280-152-0-101-0)
7. 1,501 Shaumbe Wright-Fair, 1992 (1,330-171-0-0)
8. 1,488 Rueben Mayes, 1985 (1,236-252-0-0-0)
9. 1,442 Clarence Williams, 1964 (783-210-108-341-0)
10. 1,419 Jonathan Smith, 2003 (961-349-0-109-0)
11. 1,358 Michael Black, 1997 (1,181-177-0-0-0)
12. 1,356 Bernard Jackson, 1970 (590-268-498-0-0)
13. 1,269 Richard Calvin, 1987 (822-246-0-201-0)
14. 1,236 Deron Pointer, 1993 (0-996-0-240-0)
15. 1,212 Brandon Gibson, 2007 (0-1180-0-32-0)
16. 1,208 Jerry Williams, 1948 (494-266-NR-448)
17. 1,199 Nakoa McElrath, 2001 (36-1,163-0-0-0)
18. 1,194 Deon Burnett, 1999 (974-220-0-0-0)
19. 1,180 Tim Stallworth, 1988 (0-1,151-0-29-0)
20. 1,179 Andrew Jones, 1973 (1,059-29-0-91-0)

21. 1,166 Rich Swinton, 1988 (1,018-104-0-44-0)
22. 1,154 Jerome Harrison, 2004 (900-69-13-172-0)
23. 1,137 Tali Ena, 1978 (728-409-0-0-0)
24. 1,124 Mike Levenseller, 1976 (0-1,124-0-0-0)
25. 1,120 Kevin Brown, 1998 (1,046-74-0-0-0)
26. 1,117 Michael Black, 1996 (948-169-0-0-0)
27. 1,106 Ken Grandberry, 1972 (833-273-0-0-0)
28. 1,093 Jason Hill, 2005 (minus 4-1,097-0-0-0)
29. 1,086 Keith Lincoln, 1959 (670-36-157-223)
30. 1,076 Charles Dillion, 2007 (0-407-19-650-0)
31. 1,074 Kerry Porter, 1983 (1,000-74-0-0-0)
32. 1,057 Kevin McKenzie, 1997 (minus 7-911-25-128-0)
33. 1,055 Don Paul, 1949 (332-352-206-195)
34. 1,049 Steve Broussard, 1987 (254-701-0-74-0)
35. 1,041 Shaumbe Wright-Fair, 1991 (843-198-0-0-0)
36. 1,040 Jerome Riley, 2002 (67-939-0-0-0)
37. 1,024 C.J. Davis, 1992 (0-1,024-0-0-0)
38. 1,013 Tim Harris, 1981 (931-71-0-11-0)
39. 1,007 Jason Hill, 2004 (0-1,007-0-0-0)
40. 1,005 Chris Jackson, 1997 (0-1,005-0-0-0)

SINGLE-SEASON RECORDS - DEFENSE

DEFENSIVE TACKLE

TOTAL TACKLES

1. 157 Brian Forde, 1986
2. 153 Lee Blakeney, 1984
3. 147 Tuineau Alipate, 1987
4. 144 Anthony McClanahan, 1991
5. 141 Brian Forde, 1987
6. 140 Anthony McClanahan, 1992
7. 138 Tom Poe, 1971
8. 136 James Darling, 1996
9. 133 Dan Grayson, 1989
10. 132 John Rushing, 1991

SOLO TACKLES

1. 99 Anthony McClanahan, 1992
2. 96 James Darling, 1996
3. 89 Gary Larson, 1974
- 89 Don Hover, 1974
- 89 Brian Forde, 1987
6. 88 Brian Forde, 1985
7. 85 Tuineau Alipate, 1987
8. 84 Dan Grayson, 1989
- 84 Anthony McClanahan, 1991
10. 82 Anthony McClanahan, 1993
- 82 Steve Gleason, 1997

ASSISTED TACKLES

1. 81 Lee Blakeney, 1984
2. 79 Lee Blakeney, 1981
3. 77 Brian Forde, 1986
4. 65 Tom Poe, 1971
5. 64 Lee Blakeney, 1980
- 64 Mike Walker, 1981
7. 62 Rico Tipton, 1984
- 62 Tuineau Alipate, 1987
- 62 Curtis Holden, 1999
10. 60 Anthony McClanahan, 1991



With 2,118 all-purpose yards in 1971, Bernard Jackson set a WSU single-season record that has stood for 37 years.



All-American Brandon Gibson's 1,180 yards receiving in 2007 led the Pac-10 and set a WSU single-season record.

TACKLES-FOR-LOSS

1. 22.0 DeWayne Patterson, 1993 (-150)
2. 21.5 Rien Long, 2002 (-108)
3. 21.0 D.D. Acholonu, 2003 (-130)
4. 19.0 Brandon Moore, 1997 (-90)
5. 18.5 Keith Millard, 1983 (121.5)
- 18.5 DeWayne Patterson, 1994 (-92)
7. 18.0 Scott Pelluer, 1980 (-72)
8. 17.5 Keith Millard, 1982 (81)
9. 16.5 Mark Fields, 1994 (-86)
10. 16.0 Mkristo Bruce, 2006 (-77)

TACKLES-FOR-LOSS YARDS

1. 150 DeWayne Patterson, 1993 (22)
2. 130 D.D. Acholonu, 2003 (21)
3. 121.5 Keith Millard, 1983 (18.5)
4. 108 Rien Long, 2002 (21.5)
5. 92 DeWayne Patterson, 1994 (18.5)
6. 90 Brandon Moore, 1997 (19.0)
7. 87.5 Erik Howard, 1985 (13.0)
8. 87 Dorian Boose, 1996 (11.5)
9. 86 Mark Fields, 1994 (16.5)
10. 84 Leon Bender, 1996 (13.5)

SACKS

1. 17.0 DeWayne Patterson, 1993 (-128)
2. 16.5 D.D. Acholonu, 2003 (-121)
3. 13.5 DeWayne Patterson, 1994 (-73)
4. 13.0 Rien Long, 2002 (-85)
5. 12.5 Keith Millard, 1983 (-107.5)
6. 12.0 Scott Pelluer, 1980 (-60)
7. 11.0 Mkristo Bruce, 2006 (-77)
8. 10.0 Mike Walker, 1981 (-55)
- 10.0 Mkristo Bruce, 2005 (-52)
10. 9.5 D.D. Acholonu, 2001 (-69)
- 9.5 Isaac Brown, 2001 (-54)

SACKS YARDS

1. 128 DeWayne Patterson, 1993 (17)
2. 121 D. D. Acholonu, 2003 (16.5)
3. 107.5 Keith Millard, 1983 (12.5)
4. 85 Rien Long, 2002 (12.0)
5. 78 Ivan Cook, 1988 (9.0)
6. 76.5 Erik Howard, 1985 (7.0)
7. 75 Matt Elisara, 1981 (7.0)
- 75 Dorian Boose, 1996 (6.5)
9. 73 DeWayne Patterson, 1994 (13.5)
10. 69 D.D. Acholonu, 2001 (9.5)

INTERCEPTIONS

INTERCEPTIONS

1. 10 Lamont Thompson, 2001
2. 8 Rick Reed, 1968
3. 7 Ernest Thomas, 1969
- 7 Eric Johnson, 1973
- 7 Bill Lippincott, 1945
- 7 Jason David, 2002
- 7 Erik Coleman, 2003
8. 6 Lionel Thomas, 1969
- 6 Lamont Thompson, 1997
- 6 Jason David, 2003

SENIOR RECORD

- 10 Lamont Thompson, 2001

JUNIOR RECORD

- 7 Jason David, 2002

SOPHOMORE RECORD

- 5 Greg Burns, 1992

FRESHMAN RECORD

- 7 Bill Lippincott, 1945

INTERCEPTION YARDS

1. 156 Lionel Thomas, 1969
2. 144 Jason David, 2003
3. 143 Frank Miyaki, 1945
4. 137 Rick Reed, 1968
5. 114 Husain Abdullah, 2007
6. 105 Mike Abbott, 1962
7. 101 Jason David, 2002
8. 98 Harold Haddock, 1960
- 98 Will Derting, 2002
10. 97 Lamont Thompson, 2001

INTERCEPTION TOUCHDOWNS

1. 2 Jason David, 2003
2. 1 40 players

PASSES DEFENSED

- [Research in this category still on-going]
1. 23 Lamont Thompson, 2001

SINGLE-SEASON RECORDS - SPECIAL TEAMS

PUNTING

PUNTS

1. 95 George Martin, 1994
2. 82 Kareem Anderson, 1999
3. 78 Kyle Basler, 2004
4. 77 Kyle Basler, 2003
5. 71 Alan Cox, 2000
6. 70 Steve Johnston, 1992
- 70 Kareem Anderson, 1998
8. 69 Rob Myers, 1987
9. 68 Bill Sewell, 1941
- 68 James Engstrom, 1967
- 68 Hank Grenda, 1968

PUNTING AVERAGE

- (Min. 25 punts)
1. 45.4 Jason Hanson, 1990 (59/2,674)
 2. 44.7 Gavin Hedrick, 1977 (53/2,368)
 - 44.7 Gavin Hedrick, 1975 (50/2,234)
 - 44.7 Rob Myers, 1989 (52/2,326)
 5. 43.5 Jeff Banks, 1997 (56/2,431)
 - 43.5 Kyle Basler, 2003 (77/3,351)
 7. 43.4 Keith Lincoln, 1959 (41/1,779)
 8. 43.2 Gavin Hedrick, 1976 (59/2,549)
 - 43.2 George Martin, 1995 (67/2,892)
 10. 43.1 Kyle Basler, 2004 (78/3,361)

PUNTING YARDS

1. 3,689 George Martin, 1994 (95)
2. 3,384 Kareem Anderson, 1999 (82)
3. 3,361 Kyle Basler, 2004 (77)
4. 3,351 Kyle Basler, 2003 (77)

5. 2,892 George Martin, 1995 (67)
6. 2,726 Alan Cox, 2000 (71)
7. 2,698 Steve Johnston, 1992 (70)
8. 2,679 Jason Hanson, 1990 (59)
9. 2,640 Rob Myers, 1987 (69)
10. 2,628 Alan Cox, 2001 (64)

PUNT RETURN

PUNT RETURNS

1. 43 Sammy Moore, 2003 (405)
2. 41 Bill Sewell, 1941
3. 39 Jay Dumas, 1994 (288)
4. 38 Marcus Trufant, 2002 (402)
5. 34 Michael Bumpus, 2004 (391)
6. 30 Kitrick Taylor, 1985 (260)
- 30 Victor Wood, 1988 (186)
- 30 Shawn Tims, 1997 (405)
9. 28 Jay Dumas, 1993 (210)
10. 26 Kitrick Taylor, 1982 (162)

PUNT RETURN YARDS

1. 405 Shawn Tims, 1997 (30 returns)
- 405 Sammy Moore, 2003 (43)
3. 402 Marcus Trufant, 2002 (38)
4. 391 Michael Bumpus, 2004
5. 335 Jerry Williams, 1947 (34)
6. 333 Mark Williams, 1968 (20)
7. 288 Jay Dumas, 1994 (39)
8. 260 Kitrick Taylor, 1985 (30)
9. 241 Robin Sinclair, 1973 (20)
10. 232 Michael Bumpus, 2005 (17)

SENIOR RECORD

- 405 Shawn Tims, 1997
- 405 Sammy Moore, 2003

JUNIOR RECORD

- 335 Jerry Williams, 1947

SOPHOMORE RECORD

- 232 Michael Bumpus, 2005

FRESHMAN RECORD

- 391 Michael Bumpus, 2004

PUNT RETURN AVERAGE

- (Min. 10 returns)
1. 17.2 Don Paul, 1949 (12/206)
 2. 17.2 Ray Williams, 1978 (10/172)
 3. 16.8 James Boylan, 1960 (12/202)
 4. 16.7 Mark Williams, 1968 (20/233)
 5. 14.9 Wayne Berry, 1953 (11/164)
 6. 14.2 Bud Roffler, 1951 (14/199)
 7. 13.6 Michael Bumpus, 2005 (17/232)
 8. 13.5 Shawn Tims, 1997 (30/405)
 9. 12.1 Robin Sinclair, 1973 (20/241)
 10. 11.8 Bud Roffler, 1950 (16/189)

PUNT RETURN TOUCHDOWN

1. 3 Mark Williams, 1968
2. 2 Michael Bumpus, 2004
3. 1 17 times by 15 players



DeWayne Patterson recorded 22.0 tackles-for-loss in 1993, including 17.0 sacks, each of which is a WSU single-season record.



All-American Jason David is the only Cougar in WSU history to return multiple interceptions for touchdowns in a single season.

KICKOFF RETURN

KICKOFF RETURNS

- 1. 33 Victor Wood, 1988 (597)
- 33 Sammy Moore, 2003 (715)
- 3. 31 Charles Dillon, 2007 (650)
- 4. 27 Bernard Jackson, 1970 (498)
- 27 Bernard Jackson, 1971 (744)
- 6. 22 Mike Washington, 1978 (452)
- 22 Anthony Prior, 1991 (530)
- 22 Curtis Nettles, 2000 (380)
- 9. 20 Johnny Davis, 1969 (315)
- 20 Greg Johnson, 1972 (469)
- 20 Greg Johnson, 1973 (364)
- 20 Anthony Prior, 1990 (424)
- 20 Tony Salter, 1990 (416)

KICKOFF RETURN YARDS

- 1. 744 Bernard Jackson, 1971 (27)
- 2. 715 Sammy Moore, 2003 (33)
- 3. 650 Charles Dillon, 2007 (31)
- 4. 597 Victor Wood, 1988 (33)
- 5. 530 Anthony Prior, 1991 (22)
- 6. 504 Dee Moronkola, 1998 (16)
- 7. 498 Bernard Jackson, 1970 (27)
- 8. 469 Eric Johnson, 1972 (20)
- 9. 456 Mark Williams, 1968 (17)
- 10. 452 Mike Washington, 1978 (22)

SENIOR RECORD

744 Bernard Jackson, 1971

JUNIOR RECORD

498 Bernard Jackson, 1970

SOPHOMORE RECORD

tba

FRESHMAN RECORD

tba

KICKOFF RETURN AVERAGE (Min. 10)

- 1. 31.5 Dee Moronkola, 1998 (16/504)
- 2. 28.0 Jerry Williams, 1948 (16/448)
- 3. 27.6 Bernard Jackson, 1971 (27/744)
- 4. 26.8 Mark Williams, 1968 (17/456)
- 5. 25.6 Sammy Moore, 2002 (11/282)
- 6. 25.5 Deron Pointer, 1992 (15/383)
- 7. 25.2 Mike Washington, 1977 (14/353)
- 8. 25.1 Mike Washington, 1980 (14/352)
- 9. 24.7 Dee Moronkola, 1996 (10/246)
- 10. 24.6 Dennis Rath, 1954 (10/246)

KICKOFF RETURN TOUCHDOWNS

- 1. 2 Jerry Williams, 1948
- 2 Bernard Jackson, 1971
- 2 Dee Moronkola, 1998
- 4. 1 19 times by 16 players

SINGLE-SEASON RECORDS - SCORING

SCORING

TOUCHDOWNS

- 1. 17 Steve Broussard, 1989
- 17 Jerome Harrison, 2005
- 3. 14 Bernard Jackson, 1971
- 4. 13 Shaumbe Wright-Fair, 1992
- 13 Jason Hill, 2005
- 6. 12 Ken Grandberry, 1972
- 12 Rueben Mayes, 1984
- 12 Steve Broussard, 1988
- 12 Michael Black, 1997
- 12 Deon Burnett, 1999
- 12 Devard Darling, 2002
- 12 Jason Hill, 2004

TOTAL POINTS

- 1. 116 Drew Dunning, 2003
- 2. 113 Drew Dunning, 2002
- 3. 104 Steve Broussard, 1989
- 4. 102 Jerome Harrison, 2005
- 5. 101 Drew Dunning, 2001
- 6. 99 Jason Hanson, 1989
- 7. 93 Rian Lindell, 1997
- 8. 91 Jason Hanson, 1988
- 9. 84 Bernard Jackson, 1971
- 10. 80 Bud Roffler, 1951
- 80 Jason Hanson, 1990
- 80 Loren Langley, 2005

SENIOR RECORD

- 116 Drew Dunning, 2003 (kicker)
- 104 Steve Broussard, 1989 (non-kicker)

JUNIOR RECORD

- 113 Drew Dunning, 2002 (kicker)

SOPHOMORE RECORD

- 101 Drew Dunning, 2001 (kicker)
- 76 Hugh Campbell, 1960 (non-kicker)

FRESHMAN RECORD

- 91 Jason Hanson, 1988 (kicker)

POINTS KICKING

- 1. 116 Drew Dunning, 2003
- 2. 113 Drew Dunning, 2002
- 3. 101 Drew Dunning, 2001
- 4. 99 Jason Hanson, 1989
- 5. 93 Rian Lindell, 1997
- 6. 91 Jason Hanson, 1988
- 7. 80 Jason Hanson, 1990
- 8. 79 Loren Langley, 2005
- 9. 77 Aaron Price, 1993
- 10. 76 Romeen Abdollmohammadi, 2007

PAT ATTEMPTS

- 1. 60 Rian Lindell, 1997
- 2. 51 Drew Dunning, 2001
- 3. 49 Drew Dunning, 2002
- 4. 47 Jason Hanson, 1988
- 5. 40 Tony Truant, 1996
- 40 Drew Dunning, 2003
- 40 Loren Langley, 2005
- 8. 37 Jason Hanson, 1989

- 9. 36 John Traut, 1985
- 10. 35 Bud Roffler, 1951
- 35 John Traut, 1984
- 35 Romeen Abdollmohammadi, 2007

PAT MADE

- 1. 57 Rian Lindell, 1997
- 2. 47 Drew Dunning, 2001
- 47 Drew Dunning, 2002
- 4. 46 Jason Hanson, 1988
- 5. 38 Tony Truant, 1996
- 38 Loren Langley, 2005
- 7. 36 Jason Hanson, 1989
- 8. 35 Drew Dunning, 2003
- 9. 34 John Traut, 1985
- 34 Romeen Abdollmohammadi, 2007

CONSECUTIVE PAT

- 1. 50 Rian Lindell, 1997
- 2. 28 Rian Lindell, 1999
- 3. 26 Kevin Adams, 1987
- 26 Aaron Price, 1992
- 5. 25 Rian Lindell, 1998
- 25 Paul Watson, 1977
- 7. 24 Kevin Adams, 1986
- 8. 23 Drew Dunning, 2001
- 9. 19 Tony Truant, 1994
- 10. 18 Drew Dunning, 2002
- 18 Loren Langley, 2005
- 18 Romeen Abdollmohammadi, 2007

MOST 50+ FIELD GOALS

- 1. 6 Jason Hanson, 1991
- 2. 5 Jason Hanson, 1989
- 5 Jason Hanson, 1990
- 4. 2 Kevin Morris, 1981
- 2 Jason Hanson, 1988
- 2 Aaron Price, 1992
- 2 Rian Lindell, 1997
- 2 Rian Lindell, 1999

FIELD GOALS ATTEMPTED

- 1. 33 Drew Dunning, 2002 (22)
- 2. 32 Aaron Price, 1993 (17)
- 3. 31 Drew Dunning, 2003 (27)
- 4. 27 Jason Hanson, 1989 (21)
- 5. 26 Jason Hanson, 1990 (17)
- 26 John Traut, 1983 (16)
- 7. 24 Joe Danelo, 1972
- 8. 22 Bill Lippincott, 1948 (16)
- 22 Joe Danelo, 1973
- 22 Mike DeSanto, 1980 (13)
- 22 Jason Hanson, 1991 (10)
- 22 Drew Dunning, 2001 (18)
- 22 Loren Langley, 2005 (14)

FIELD GOALS MADE

- 1. 27 Drew Dunning, 2003 (31)
- 2. 22 Drew Dunning, 2002 (33)
- 3. 21 Jason Hanson, 1989 (27)
- 4. 18 Drew Dunning, 2001 (22)
- 5. 17 Jason Hanson, 1990 (26)
- 17 Aaron Price, 1993 (32)
- 7. 16 John Traut, 1983 (26)
- 8. 15 Jason Hanson, 1988 (21)
- 9. 14 John Traut, 1984
- 14 Loren Langley, 2005
- 14 Romeen Abdollmohammadi, 2007



Steve Broussard, currently WSU's running backs and special teams coach, scored 17 touchdowns in 1989, setting a school record.



Rian Lindell nailed 57 PATs in 1997, including a streak of 50 consecutive extra points, each of which is a WSU single-season record.

FIELD GOAL PERCENTAGE (Min. 15 att.)

1. .871 Drew Dunning, 2003 (27/31)
2. .818 Drew Dunning, 2001 (18/22)
3. .750 Rian Lindell, 1999 (12/16)
4. .737 Romeen Abdollmohammadi, 2007 (14-19)
5. .722 Aaron Price, 1992 (13/18)
6. .706 Rian Lindell, 1997 (12/17)
7. .667 Drew Dunning, 2002 (22/33)
8. .636 Loren Langley, 2005 (14/22)
9. .625 Kevin Adams, 1987 (10/16)
- .625 Don Sweet, 1970 (10/16)
- .625 Don Sweet, 1971 (10/16)

CAREER RECORDS - OFFENSE

RUSHING

RUSHING ATTEMPTS

1. 636 Rueben Mayes, 1982-85
2. 618 Shaumbe Wright-Fair, 1989-92
3. 610 Steve Broussard, 1986-89
4. 560 Kerry Porter, 1982-86
5. 542 Tim Harris, 1979-82
6. 482 Jerome Harrison, 2004-05
7. 453 Ken Grandberry, 1971-73
8. 424 Dan Doornink, 1974-77
- 424 Michael Black, 1996-97
10. 372 Tali Ena, 1976-79

NET RUSHING YARDS

1. 3,519 Rueben Mayes, 1982-85
2. 3,054 Steve Broussard, 1986-89
3. 2,938 Shaumbe Wright-Fair, 1989-92
4. 2,830 Tim Harris, 1979-82
5. 2,800 Jerome Harrison, 2004-05
6. 2,618 Kerry Porter, 1982-86
7. 2,129 Michael Black, 1997-97
8. 2,102 Ken Grandberry, 1971-73
9. 1,888 Tali Ena, 1976-79
10. 1,779 Bernard Jackson, 1970-71

AVERAGE/ATTEMPT (Min. 200)

1. 5.81 Jerome Harrison, 2004-05 (482/2,800)
2. 5.53 Rueben Mayes, 1982-85 (636/3,519)
3. 5.22 Tim Harris, 1979-82 (542/2,830)
4. 5.22 Bernard Jackson, 1970-71 (341/1,779)
5. 5.02 Michael Black, 1996-97 (424/2,129)
6. 5.01 Steve Broussard, 1986-89 (610/3,054)
7. 4.82 Tali Ena, 1976-79 (372/1,888)
8. 4.75 Shaumbe Wright-Fair, 1989-92 (618/2,938)
10. 4.68 Kerry Porter, 1982-86 (560/2,618)

TOUCHDOWNS

1. 33 Steve Broussard, 1986-89
2. 25 Jerome Harrison, 2004-05
3. 23 Rueben Mayes, 1982-85
4. 22 Shaumbe Wright-Fair, 1989-92
5. 19 Ken Grandberry, 1971-73
- 19 Kerry Porter, 1982-86
- 19 Michael Black, 1996-97
8. 18 Bernard Jackson, 1970-71
9. 17 Tim Harris, 1979-82
10. 16 Tali Ena, 1976-79

PASSING

PASS ATTEMPTS

1. 1,451 Alex Brink, 2004-07
2. 1,118 Jason Gesser, 1999-2002
3. 1,086 Jack Thompson, 1975-78
4. 979 Drew Bledsoe, 1990-92
5. 880 Ryan Leaf, 1994-97
6. 789 Timm Rosenbach, 1986-88
7. 725 Ty Paine, 1970-72
8. 640 Chad Davis, 1994-95
9. 613 Mark Rypien, 1981-85
10. 595 Steve Birnbaum, 1996-99

PASS COMPLETIONS

1. 848 Alex Brink, 2004-07
2. 611 Jason Gesser, 1999-2002
3. 601 Jack Thompson, 1975-78
4. 532 Drew Bledsoe, 1990-92
5. 474 Timm Rosenbach, 1986-88
6. 473 Ryan Leaf, 1994-97
7. 371 Chad Davis, 1994-95
8. 326 Mark Rypien, 1981-85
9. 325 Ty Paine, 1970-72
10. 306 Steve Birnbaum, 1996-99

PASSING YARDS

1. 10,913 Alex Brink, 2004-07
2. 8,830 Jason Gesser, 1999-02
3. 7,818 Jack Thompson, 1975-78
4. 7,433 Ryan Leaf, 1994-97
5. 7,373 Drew Bledsoe, 1990-92
6. 5,995 Timm Rosenbach, 1986-88
7. 4,573 Mark Rypien, 1981-85
8. 4,167 Chad Davis, 1994-95
9. 4,136 Ty Paine, 1970-72
10. 3,982 Matt Kegel, 2000-03

PASSES HAD INTERCEPTED

1. 54 Ty Paine, 1970-72

COMPLETION PERCENTAGE (Min. 150)

1. .601 Timm Rosenbach, 1986-88 (474/789)
2. .584 Alex Brink, 2004-07 (848/1451)
3. .580 Chad Davis, 1994-95 (371/640)
4. .563 Bob Newman, 1956-58 (246/437)
5. .553 Jack Thomson, 1975-78 (601/1,086)
6. .547 Jason Gesser, 1999-02 (611/1,118)
7. .543 Drew Bledsoe, 1990-92 (532/979)
8. .538 Ryan Leaf, 1994-97 (473/880)
9. .537 Matt Kegel, 2000-03 (305/568)
10. .532 Mark Rypien, 1981-85 (326/613)

TOUCHDOWNS

1. 76 Alex Brink, 2004-07
2. 70 Jason Gesser, 1999-02
3. 59 Ryan Leaf, 1994-97
4. 53 Jack Thompson, 1975-78
5. 46 Drew Bledsoe, 1990-92
6. 39 Timm Rosenbach, 1986-88
7. 28 Mark Rypien, 1981-85
8. 27 Bob Newman, 1956-58
9. 24 Matt Kegel, 2000-03
10. 22 Chad Davis, 1994-95

RECEIVING

RECEPTIONS

1. 195 Michael Bumpus, 2004-07 (2,022 yards)
2. 176 Hugh Campbell, 1960-62 (2,452 yards)
3. 148 Phillip Bobo, 1990-91 (2,182 yards)
- 148 Jason Hill, 2003-06 (2,704 yards)
5. 140 Nian Taylor, 1996-99 (2,447 yards)
6. 139 Doug Flansburg, 1965-67 (1,652 yards)
7. 128 C.J. Davis, 1988-92 (2,168 yards)
8. 125 Tim Stallworth, 1986-89 (2,250 yards)
- 125 **Brandon Gibson, 2005-07 (2,083 yards)**
10. 121 Mike Levenseller, 1975-77 (2,061 yards)

RECEIVING YARDS

1. 2,704 Jason Hill, 2003-06
2. 2,452 Hugh Campbell, 1960-62
3. 2,447 Nian Taylor, 1996-99
4. 2,250 Tim Stallworth, 1986-89
5. 2,182 Phillip Bobo, 1990-92
6. 2,168 C.J. Davis, 1988-92
7. 2,098 Deron Pointer, 1991-93
8. **2,083 Brandon Gibson, 2005-07**
9. 2,051 Mike Levenseller, 1975-77
10. 2,022 Michael Bumpus, 2004-07

RECEIVING AVERAGE

- (Min. 30 receptions)
1. 19.6 Gail Cogdill, 1957-59 (64/1,256)

RECEIVING TOUCHDOWNS

1. 32 Jason Hill, 2003-06 (2nd all-time Pac-10)
2. 22 Hugh Campbell, 1960-62
3. 18 Nian Taylor, 1996-99
- 18 Deron Pointer, 1991-93
- 18 Devard Darling, 2002-03
6. 16 Brian Kelly, 1975-77
- 16 Tim Stallworth, 1986-89
- 16 Phillip Bobo, 1990-92
- 16 Mike Bush, 2001-02
10. 15 **Brandon Gibson, 2005-07**

TOTAL OFFENSE

NET YARDS

1. 11,011 Alex Brink, 2004-06
2. 9,007 Jason Gesser, 1999-01
3. 7,698 Jack Thompson, 1975-78
4. 7,262 Ryan Leaf, 1994-97
5. 7,151 Drew Bledsoe, 1990-92
6. 6,690 Timm Rosenbach, 1986-88
7. 5,101 Mark Rypien, 1981-85
8. 5,046 Ty Paine, 1970-72
9. 4,167 Chad Davis, 1994-95
10. 3,947 Matt Kegel, 2000-03

TOTAL PLAYS

1. 1,697 Alex Brink, 2004-07
2. 1,357 Jason Gesser, 1999-02
3. 1,345 Jack Thompson, 1975-78
4. 1,216 Drew Bledsoe, 1990-92
5. 1,086 Timm Rosenbach, 1986-88
6. 1,053 Ryan Leaf, 1994-97
7. 1,052 Ty Paine, 1970-72
8. 808 Mark Rypien, 1981-85
9. 800 Chad Davis, 1994-95
10. 677 Ricky Turner, 1980-83



Quarterback Timm Rosenbach (1986-88) owns the Cougar record for career completion-percentage, completing 60.1 percent of his passes.



Jason Hill's 2,704 career receiving yards and 32 career touchdowns rank first on the WSU all-time lists.

AVERAGE/PLAY (Min. 250 plays)

1. 6.90 Ryan Leaf, 1994-97 (1,053/7,262)
2. 6.64 Jason Gesser, 1999-02 (1,357/9,007)
3. 6.49 Alex Brink, 2004-07 (1,697/11,011)
4. 6.31 Mark Rypien, 1981-85 (808/5,101)
5. 6.16 Timm Rosenbach, 1986-88 (1,086/6,690)
6. 5.88 Drew Bledsoe, 1990-92 (1,216/7,151)
7. 5.84 Matt Kegel, 2000-03 (676/3,947)
8. 5.72 Jack Thompson, 1975-78 (1,345/7,698)
9. 5.54 Steve Birnbaum, 1996-99 (658/3,648)
10. 5.53 Rueben Mayes, 1982-85 (636/3,519)

TOUCHDOWNS RESPONSIBLE FOR

1. 81 Alex Brink, 2004-07
2. 74 Jason Gesser, 1999-01
3. 72 Ryan Leaf, 1994-97
4. 63 Jack Thompson, 1975-78
5. 56 Drew Bledsoe, 1990-92
6. 54 Timm Rosenbach, 1986-88
7. 38 Mark Rypien, 1981-85
8. 33 Steve Broussard, 1986-89
9. 32 Ty Paine, 1970-72
10. 27 Matt Kegel, 2000-03

ALL-PURPOSE YARDS

(Rushing, Receiving, Punt Returns, KO Returns, Interception Returns, since 1980)

ALL-PURPOSE YARDS

1. 4,635 Steve Broussard, 1986-89
2. 4,418 Rueben Mayes, 1982-84
3. 3,804 Shaumbe Wright-Fair, 1989-92
4. 3,584 Tim Harris, 1979-82
5. 3,474 Bernard Jackson, 1970-71
6. 3,267 Jerome Harrison, 2004-05
7. 3,166 Nian Taylor, 1996-99
8. 2,960 Deron Pointer, 1991-93
9. 2,850 Mike Washington, 1976-78, 80
10. 2,838 Dan Doornink, 1974-77

CAREER RECORDS - DEFENSE

DEFENSIVE TACKLE

TOTAL TACKLES (250+)

1. 524 Lee Blakeney, 1980-81,83-84
2. 440 Anthony McClanahan, 1990-93
3. 436 Brian Forde, 1984-87
4. 343 John Rushing, 1991-94
5. 334 Tom Poe, 1970-73
6. 325 Billy Newman, 1998-01
7. 317 Gary Larsen, 1971-74
8. 305 Artie Holmes, 1985-88
9. 302 Ron Childs, 1991-94
10. 282 Steve Gleason, 1996-99
11. 281 Don Hover, 1973-75,77
12. 279 Dean Pedigo, 1974-77
13. 260 James Darling, 1992-96
- 260 Will Derting, 2001-05
15. 258 Tuineau Alipate, 1985-88
16. 253 Brian Flones, 1977-80

SOLO TACKLES

1. 287 Anthony McClanahan, 1990-93
2. 263 Brian Forde, 1984-87
3. 252 Lee Blakeney, 1980-81,83-84
4. 221 John Rushing, 1991-94
5. 206 Gary Larsen, 1971-74
6. 199 Ron Childs, 1991-94
7. 188 Steve Gleason, 1996-99
8. 185 Billy Newman, 1998-01
9. 182 Tom Poe, 1970-73
10. 180 Scott Pelluer, 1977-80

ASSISTED TACKLES

1. 272 Lee Blakeney, 1980-81,83-84
2. 173 Brian Forde, 1984-87
3. 153 Anthony McClanahan, 1990-93
4. 152 Tom Poe, 1970-73
5. 140 Billy Newman, 1998-01
6. 133 Artie Holmes, 1985-88
7. 126 Ken Emmil, 1979-82
8. 123 John Rushing, 1991-94
9. 115 Brian Flones, 1977-80
10. 114 Mel Sanders, 1976,78-80

TACKLES-FOR-LOSS

1. 52.5 DeWayne Patterson, 1991-94 (-342)
2. 45.5 Mkristo Bruce, 2003-06 (-209)
3. 44.5 D.D. Acholonu, 2000-03 (-261)
4. 39.5 Keith Millard, 1980-83 (-223.5)
5. 35.5 Rien Long, 2000-02 (-172)
6. 32.0 Will Derting, 2001-05 (-131)
7. 31.0 Raonall Smith, 1998-01 (-94)
8. 30.5 Erik Howard, 1982-85 (-167)
- 30.5 Ron Childs, 1991-94 (-119)
- 30.5 Chad Eaton, 1992-94 (-120)
- 30.5 Isaac Brown, 2000-03 (-159)

TACKLES-FOR-LOSS YARDS

1. 342.5 DeWayne Patterson, 1991-94 (52.5)
2. 261 D.D. Acholonu, 2000-03 (44.5)
3. 223.5 Keith Millard, 1980-83 (39.5)
4. 209 Mkristo Bruce, 2003-06 (45.5)
5. 174 Ivan Cook, 1985-88 (24.5)
6. 172 Rien Long, 2000-02 (35.5)
7. 169 Dorian Boose, 1996-97 (26.5)
8. 167 Erik Howard, 1982-85 (30.5)
9. 159 Isaac Brown, 2000-03 (30.5)
10. 141 Scott Pelluer, 1977-80 (30.0)

SACKS

1. 37.5 DeWayne Patterson, 1991-94 (-244)
2. 32.5 D.D. Acholonu, 2000-03 (-235)
3. 29.5 Mkristo Bruce, 2003-06 (-154)
4. 22.5 Isaac Brown, 2000-03 (-145)
5. 21.5 Keith Millard, 1981-83 (-179.5)
6. 19.0 Scott Pelluer, 1977-80 (-87)
7. 17.5 Ivan Cook, 1985-88 (-152)
8. 17.0 Rien Long, 2000-02 (-119)
9. 15.5 Erik Howard, 1982-85 (-123)
10. 14.5 Dorian Boose, 1996-97 (-130)
- 14.5 Will Derting, 2001-04 (-98)

SACKS YARDS

1. 244.0 DeWayne Patterson, 1991-94 (37.5)
2. 235.0 D.D. Acholonu, 2000-03 (32.5)
3. 179.5 Keith Millard, 1981-83 (21.5)
4. 154.0 Mkristo Bruce, 2003-06 (29.5)

5. 152.0 Ivan Cook, 1985-88 (17.5)
6. 145.0 Isaac Brown, 2000-03 (22.5)
7. 130.0 Dorian Boose, 1996-97 (14.5)
8. 123.0 Erik Howard, 1982-85 (15.5)
9. 119.0 Rien Long, 2000-02 (17.0)
10. 111.0 Scott Pelluer, 1977-80 (19.0)

INTERCEPTIONS

INTERCEPTIONS (7+)

1. 24 Lamont Thompson, 1997-99,01
2. 16 Jason David, 2000-03
3. 14 Rick Reed, 1966-68
4. 13 Bill Lippincott, 1945-48
- 13 Lionel Thomas, 1969-70
6. 12 Eric Johnson, 1971-73
- 12 Erik Coleman, 2000-03
8. 11 Don Paul, 1946-49
- 11 Torey Hunter, 1991-94
- 11 Marcus Trufant, 1999-02
11. 10 Husain Abdullah, 2004-07
12. 9 Greg Burns, 1991-93,95
- 9 Billy Newman, 1998-01
14. 8 Bud Roffler, 1949-51
- 8 Wayne Berry, 1951-53
16. 7 Laverne Torgeson, 1948-50
- 7 Donald Johnson, 1957-59
- 7 Bill Gaskins, 1963-65
- 7 Nate Bradley, 1980-81
- 7 Kevin Thomasson, 1983-86
- 7 Artie Holmes, 1985-88

INTERCEPTION YARDS

1. 318 Jason David, 2000-03
2. 231 Rick Reed, 1966-68
3. 223 Lamont Thompson, 1997-99,01
4. 216 Don Paul, 1946-49
5. 197 Bill Lippincott, 1945-48
6. 190 Lionel Thomas, 1969-70
7. 172 Husain Abdullah, 2004-07
8. 166 Bill Gaskins, 1963-65
9. 139 Marcus Trufant, 1999-02
10. 106 Billy Newman, 1998-01

INTERCEPTION TOUCHDOWNS

- 1 3 Jason David, 2000-03
2. 2 Bill Gaskins, 1963-65
- 2 Billy Newman, 1998-01
- 2 Erik Coleman, 2000-03
- 2 Pat Bennett, 2001-04
- 2 Eric Frampton, 2003-06
7. 1 36 players

PASSES DEFENSED - CAREER

[Research in this category still on-going]

1. 36 Jason David, 2000-03



Lee Blakeney (1980-81, 83-84) is the only Cougar with more than 500 tackles during his career, racking up 524 stops.



Lamont Thompson finished his WSU career as the all-time Pac-10 leader with 24 interceptions.

CAREER RECORDS - SPECIAL TEAMS

PUNTING

PUNTS

1. 255 Kyle Basler, 2002-05
2. 217 Gavin Hedrick, 1974-77
3. 208 Rob Myers, 1986-89
4. 192 Glenn Harper, 1982-85
5. 189 Tim Davey, 1978-81
6. 168 James Engstrom, 1965-67
7. 156 George Martin, 1994-95
8. 154 Kareem Anderson, 1998-99
9. 135 Alan Cox, 2000-01
10. 125 Steve Johnston, 1992-1993

PUNTING AVERAGE

- (Min. 90 punts)
1. 43.4 Gavin Hedrick, 1974-77 (217/9,409)

PUNTING YARDS

1. 10,794 Kyle Basler, 2002-05 (255)
2. 9,409 Gavin Hedrick, 1974-77 (217)
3. 8,346 Rob Myers, 1986-89 (208)
4. 7,911 Tim Davey, 1978-81 (189)
5. 7,733 Glenn Harper, 1982-85
6. 6,601 James Engstrom, 1965-67 (168)
7. 6,375 George Martin, 1994-95 (156)
8. 6,219 Kareem Anderson, 1998-99 (154)
9. 5,354 Alan Cox, 2000-01 (135)
10. 5,225 Steve Johnston, 1992-93 (125)

PUNT RETURN

PUNT RETURNS

1. 90 Kitrick Taylor, 1982-83,85-86 (781)
- 90 Jay Dumas, 1992-95 (705)
3. 80 Michael Bumpus, 2004-07 (801)
4. 78 Bill Sewell, 1939-41 (706)
5. 56 Jerry Williams, 1946-48 (700)
6. 54 Phillip Bobo, 1990-92 (387)
7. 49 Collin Henderson, 1999-02 (333)
8. 47 Shawn Tims, 1994-97 (599)
9. 45 Marcus Trufant, 1999-02 (449)
- 45 Sammy Moore, 2002-03 (419)

PUNT RETURN YARDS

1. 801 Michael Bumpus, 2004-07 (80)
2. 781 Kitrick Taylor, 1982-83,85-86 (90)
3. 706 Bill Sewell, 1939-41 (78)
4. 705 Jay Dumas, 1992-95 (90)
5. 700 Jerry Williams, 1946-48 (56)
6. 599 Shawn Tims, 1994-97 (47)
7. 483 Mark Williams, 1966-68 (40)
8. 449 Marcus Trufant, 1999-02 (45)
9. 419 Sammy Moore, 2002-03 (45)
10. 417 Bud Roffler, 1949-51 (32)

PUNT RETURN AVERAGE

- (Min. 20 returns)
1. 13.0 Bud Roffler, 1949-51 (32/417)

PUNT RETURN TOUCHDOWNS

1. 3 Mark Williams, 1966-68
- 3 Michael Bumpus, 2004-05
3. 2 Robin Sinclair, 1971-74
- 2 Kitrick Taylor, 1982-83,85-86
5. 1 12 players

KICKOFF RETURN

KICKOFF RETURNS

1. 60 Mike Washington, 1976-78,80
2. 54 Bernard Jackson, 1972-73
3. 49 Victor Wood, 1985-88
4. 45 Mark Williams, 1966-68
5. 44 Anthony Prior, 1989-91
- 44 Sammy Moore, 2002-03
7. 40 Greg Johnson, 1972-73
8. 38 Deron Pointer, 1991-93
- 38 Curtis Nettles, 1999-02
10. 37 Dee Moronkola, 1995-98

KICKOFF RETURN YARDS

1. 1,359 Mike Washington, 1976-78,80
2. 1,242 Bernard Jackson, 1972-73
3. 1,075 Mark Williams, 1966-68
4. 1,005 Dee Moronkola, 1995-98
5. 997 Sammy Moore, 2002-03
6. 954 Anthony Prior, 1989-91
7. 898 Victor Wood, 1985-88
8. 862 Deron Pointer, 1991-93
9. 835 Charles Dillon, 2006-07
10. 833 Greg Johnston, 1972-73

KICKOFF RETURN AVERAGE (Min. 20)

1. 25.9 Ken Graham, 1961-63 (20/518)

KICKOFF RETURN TOUCHDOWN

1. 2 Jerry Williams, 1946-48
- 2 Ken Graham, 1961-63
- 2 Bernard Jackson, 1970-71
- 2 Anthony Prior, 1989-91
- 2 Dee Moronkola, 1995-98
- 2 Sammy Moore, 2002-03
7. 1 13 players

CAREER RECORDS - SCORING

SCORING

TOUCHDOWNS - CAREER

1. 41 Steve Broussard, 1986-89
2. 32 Jason Hill, 2003-06
3. 26 Rueben Mayes, 1982-85
- 26 Shaumbie Wright-Fair, 1989-92
5. 25 Jerome Harrison, 2004-05
6. 23 Hugh Campbell, 1960-62
7. 19 Ken Grandberry, 1971-73
- 19 Kerry Porter, 1982-86
- 19 Michael Black, 1996-97
- 19 Devard Darling, 2002-03

TOTAL POINTS - CAREER

1. 336 Drew Dunning, 2000-03
2. 328 Jason Hanson, 1988-91
3. 248 Steve Broussard, 1986-89
4. 231 John Traut, 1982-85
5. 206 Rian Lindell, 1997-99
6. 192 Jason Hill, 2003-06
7. 169 Loren Langley, 2004-07
8. 167 Tony Truant, 1992-96
9. 163 Joe Danelo, 1972-74
10. 158 Hugh Campbell, 1960-62
- 158 Rueben Mayes, 1982-85

POINTS KICKING - CAREER

1. 336 Drew Dunning, 2000-03
2. 328 Jason Hanson, 1988-91
3. 231 John Traut, 1982-85
4. 206 Rian Lindell, 1997-99
5. 168 Loren Langley, 2004-06
6. 167 Tony Truant, 1992-96
7. 163 Joe Danelo, 1972-74
8. 147 Aaron Price, 1992-93
9. 112 Mike DeSanto, 1979-80
10. 107 Don Sweet, 1970-71
- 107 Drew Dunning, 2000-01

PAT ATTEMPTS

1. 144 Jason Hanson, 1988-91
2. 143 Drew Dunning, 2000-03
3. 113 Rian Lindell, 1997-99
4. 112 John Traut, 1982-85
5. 97 Loren Langley, 2004-06
6. 90 Tony Truant, 1992-96
7. 73 Joe Danelo, 1972-74
8. 59 Paul Watson, 1977-78
- 59 Aaron Price, 1992-93
10. 57 Mike DeSanto, 1979-80

PAT MADE

1. 139 Jason Hanson, 1988-91
2. 132 Drew Dunning, 2000-03
3. 110 Rian Lindell, 1997-99
4. 102 John Traut, 1982-85
5. 90 Loren Langley, 2004-06
6. 84 Tony Truant, 1992-96
7. 70 Joe Danelo, 1972-74
8. 57 Aaron Price, 1992-93
9. 54 Paul Watson, 1977-78
10. 50 Kevin Adams, 1986-87

CONSECUTIVE PAT

1. 81 Jason Hanson, 1988-91
2. 53 Rian Lindell, 1997-98-99
3. 50 Kevin Adams, 1986-87
4. 43 Chuck Diedrick, 1975-76
5. 36+ John Traut, 1982-83-84
6. 33 Drew Dunning, 2001-02
7. 30+ Aaron Price, 1992-93

MOST 50+ FIELD GOALS

1. 18 Jason Hanson, 1988-91
2. 5 Rian Lindell, 1996-99
3. 3 Aaron Price, 1992-93
4. 2 Paul Watson, 1977-78
- 2 Joe Danelo, 1970-72
- 2 John Truant, 1994-96
- 2 Kevin Morris, 1981
8. 1 Kevin Adams, 1986-87

FIELD GOALS ATTEMPTED

1. 96 Jason Hanson, 1988-91 (63)
2. 88 Drew Dunning, 2000-03 (68)
3. 65 John Traut, 1982-85 (43)
- 61 Joe Danelo, 1972-75 (31)
5. 50 Aaron Price, 1992-93 (30)
- 50 Rian Lindell, 1997-99 (32)
7. 46 Loren Langley, 2004-06 (26)
8. 42 Tony Truant, 1992-96 (27)
9. 34 Chuck Diedrick, 1975-76 (15)
10. 33 Paul Watson, 1977-78 ()
- 33 Mike DeSanto, 1979-80 (21)

FIELD GOALS MADE

1. 68 Drew Dunning, 2000-03 (88)
2. 63 Jason Hanson, 1988-91 (96)
3. 43 John Traut, 1982-85 (65)
4. 32 Rian Lindell, 1997-99 (50)
5. 31 Joe Danelo, 1972-74 (61)
6. 30 Aaron Price, 1992-93 (50)
7. 27 Tony Truant, 1992-96 (42)
8. 26 Loren Langley, 2004-05 (46)
9. 21 Mike DeSanto, 1979-80 (33)
10. 20 Don Sweet, 1970-71 ()

FIELD GOAL PERCENTAGE

- (Min. 30 att.)
1. .773 Drew Dunning, 2000-03 (68-88)
 2. .662 John Traut, 1982-85 (43/65)
 3. .656 Jason Hanson, 1988-91 (63/96)
 4. .640 Rian Lindell, 1997-99 (32/50)
 5. .636 Mike DeSanto, 1979-80 (21/33)
 6. .625 Don Sweet, 1970-71 (20/32)
 7. .600 Aaron Price, 1992-93 (30/50)
 - .600 Tony Truant, 1992-96 (27/45)
 9. .515 Paul Watson, 1977-78 (17/33)
 10. .508 Joe Danelo, 1972-74 (31/61)



Jason Hanson, now a 16-year veteran of the National Football League's Detroit Lions, starred at Washington State as both a kicker and punter from 1988-91, garnering first-team All-America honors three times and first-team academic All-America honors three times.

Over the course of his career, Hanson booted 39 field goals of 40-plus yards, and 20 field goals of 50-plus yards, both of which are NCAA records. In 1991 Hanson's average of field goals made was 50.9 yards, an NCAA single-season record.

In 1991 Hanson nailed a 62-yard field goal at UNLV, which at the time was the longest in NCAA history without the use of a kicking tee. The mark still stands as the longest field goal in WSU history.

Records – Team

SINGLE-GAME - OFFENSE

RUSHING

RUSHING ATTEMPTS

1. 76 California, 1974
- 76 Washington, 1975
3. 71 Montana State, 1985
4. 69 UNLV, 1983
5. 68 Pacific, 1980
6. 67 Idaho, 1975
7. 66 Oregon, 1977
- 66 California, 1981
- 66 Stanford, 1982
- 66 Oregon, 1973
- 66 Washington, 1973

NET RUSHING YARDS

1. 524 Oregon, 1984
2. 442 California, 1974
3. 439 Idaho, 1975
4. 438 Oregon, 1971
5. 417 Montana State, 1985
6. 392 UNLV, 1983
7. 391 Idaho, 1961
8. 377 Oregon, 1977
9. 373 Illinois, 1988
10. 363 Army, 1980

TOUCHDOWNS

1. 10 Idaho, 1975
2. 7 Montana State, 1985
3. 6 Oregon, 1984
- 6 Oregon, 1981
- 6 Oregon, 1974
- 6 USL, 1997
- 6 Pacific, 196
- 6 10 games

PASSING

PASS ATTEMPTS

1. 67 Montana, 1992
2. 59 Oregon State, 2005
3. 58 Arizona, 2007
4. 57 USC, 2003
5. 54 Washington, 2006
6. 53 Idaho, 1999
- 53 UCLA, 1993
8. 52 Colorado, 2004
- 52 Stanford, 2003
- 52 UCLA, 1996
- 52 Colorado, 1987
- 52 California, 1976

PASS COMPLETIONS

1. 38 Montana, 1992
- 38 San Diego State, 2007
3. 35 Arizona, 2007
4. 34 USC, 2003
5. 32 Utah, 1992
- 32 Oregon, 1968
- 32 Washington, 2006
- 32 Stanford, 2007
9. 31 Oregon State, 2005
10. 30 USC, 1995
- 30 Michigan, 1987

PASSING YARDS

1. 531 Oregon State, 2005
2. 513 California, 2001
3. 492 Utah, 1992
4. 474 California, 2002
5. 469 San Diego State, 2007
6. 449 Stanford, 2007

7. 447 Arizona State, 1997
8. 436 Montana State, 2001
9. 425 Montana, 1992
10. 423 California, 2005

PASSES HAD INTERCEPTED

1. 8 Michigan State, 1970
2. 7 Oregon State, 2007
3. 6 USC, 1998
- 6 Washington, 1978
- 6 UCLA, 1976
- 6 California, 1974
- 6 Arizona State, 1967
8. 5 Oregon State, 2003
- 5 Washington, 2003
- 5 Stanford, 1998
- 5 Stanford, 1975
- 5 Oregon State, 1968
- 5 Baylor, 1967
- 5 UCLA, 1957

TOUCHDOWNS

1. 6 Arizona, 2000
2. 5 California, 1997
3. 5 Oregon State, 1991
- 5 Tennessee, 1988
- 5 California, 2005
- 5 San Diego State, 2007
7. 4 23 games, last Idaho, 2007

RECEIVING

RECEPTIONS

1. 38 Montana, 1992
- 38 San Diego State, 2007
3. 35 Arizona State, 2007
4. 34 USC, 2003
5. 32 Utah, 1992
- 32 Oregon, 1968
- 32 Washington, 2006
- 32 Stanford, 2007
9. 31 Oregon State, 2005
10. 30 USC, 1995
- 30 Michigan, 1987

RECEIVING YARDS

1. 531 Oregon State, 2005
2. 513 California, 2001
3. 492 Utah, 1992
4. 474 California, 2002
5. 469 San Diego State, 2007
6. 449 Stanford, 2007
7. 447 Arizona State, 1997
8. 436 Montana State, 2001
9. 425 Montana, 1992
10. 423 California, 2005

RECEIVING TOUCHDOWNS

1. 6 Arizona, 2000
2. 5 California, 1997
- 5 Oregon State, 1991
- 5 Tennessee, 1988
- 5 California, 2005
- 5 San Diego State, 2007
- 5 Washington, 2007
8. 4 23 games, last Idaho, 2007

TOTAL OFFENSE

NET YARDS

1. 693 Idaho, 1975
2. 675 Utah, 1985
3. 663 Oregon, 1984
4. 654 San Diego State, 2007
5. 653 Montana State, 2001
6. 638 Oregon State, 2005

7. 637 Idaho, 2006
8. 636 Utah, 1992
9. 619 California, 1997
10. 618 Tennessee, 1988

TOTAL PLAYS

1. 106 Montana, 1992
2. 98 UCLA, 2007
3. 97 Oregon, 1977
- 97 Stanford, 1970
- 97 Oregon State, 2005
6. 96 Utah, 1985
7. 95 Stanford, 1982
- 95 Idaho, 1972
- 95 Oregon, 1970
- 95 Washington, 1970
- 95 Oregon, 1969

FIRST DOWNS

FIRST DOWNS - TOTAL

1. 36 Montana, 1992
- 36 San Diego State, 2007
3. 34 Illinois, 1988
4. 33 Oregon State, 1991
- 32 Montana State, 2001
- 32 Fresno State, 1992
- 32 Oregon State, 1988
- 32 Oregon, 1977
- 32 Idaho, 1972
- 32 Minnesota, 1988
- 31 Utah, 1985
- 31 UNLV, 1983
- 31 Idaho, 2007
- 31 UCLA, 2007

FIRST DOWNS - RUSHING

1. 23 Oregon, 1984
2. 21 Illinois, 1988
- 21 Oregon State, 1988
- 21 Oregon, 1977
5. 20 UNLV, 1983
- 20 Idaho, 1975
7. 19 Montana State, 1985
- 19 Stanford, 1972
- 19 Villanova, 1965
10. 18 Six times

FIRST DOWNS - PASSING

1. 24 San Diego State, 2007
2. 22 Montana, 1992
3. 21 Oregon State, 2005
4. 20 Arizona, 2007
5. 19 Stanford, 2007
6. 18 USC, 1976
- 18 ASU, 1997
- 18 California, 2001
- 18 California, 2002
- 18 Washington, 2006

FIRST DOWNS - PENALTIES

1. 9 Idaho, 1970
2. 7 Oregon State, 2001
3. 6 Stanford, 1982
- 6 UNLV, 1986
- 6 Washington, 1986
- 6 Montana, 1992
- 6 Oregon State, 1996
- 6 Montana State, 2001
- 6 California, 2001
- 6 Oregon, 2002
- 6 Arizona State, 2004
- 6 Oregon State, 2004
- 6 Idaho, 2007

FUMBLES

FUMBLES

- 1. 10 UCLA, 1971
- 2. 9 Stanford, 1974
- 9 UCLA, 1973
- 9 Utah, 1972
- 5. 8 Oregon State, 1984
- 8 Kansas, 1973
- 8 Arizona, 1972
- 8. 7 Nine times

FUMBLES LOST

- 1. 6 UCLA, 1971
- 2. 5 Stanford, 1974
- 5 Utah State, 1961
- 4. 4 20 times

SINGLE-GAME - DEFENSE

TACKLES

TOTAL TACKLES

- 1. 105 Arizona State, 1991
- 2. 99 Arizona, 1991
- 99 USC, 1991
- 99 Fresno State, 1991
- 99 Stanford, 2007
- 6. 98 Oregon, 1992
- 98 Arizona, 1999
- 98 Oregon, 1999
- 9. 96 Arizona State, 2000
- 96 Oregon, 2001

SOLO TACKLES

- 1. 71 Arizona State, 1991
- 2. 70 USC, 1992
- 3. 64 Fresno State, 1992
- 64 USC, 1991
- 64 Arizona, 1991
- 64 Stanford, 1991
- 64 Arizona, 2000
- 64 USC, 2007
- 9. 62 Oregon, 1993
- 62 Colorado, 2003
- 62 Oregon, 2004
- 62 California, 2005

ASSISTED TACKLES

- 1. 71 UNLV, 1991
- 2. 65 Stanford, 1999
- 62 Stanford, 2007
- 4. 60 Arizona State, 2000
- 60 Oregon, 2001
- 6. 54 Washington, 1991
- 52 Arizona State, 1999
- 52 Arizona State, 2007
- 9. 50 Arizona State, 2006
- 50 California, 2007

TACKLES-FOR-LOSS YARDS

- 1. 92 Oregon 1994
- 91 Wyoming 1989
- 3. 86 Montana State 1993
- 4. 70 Arizona State 2007
- 62 Stanford 2006
- 6. 59 Pacific 1993
- 59 USC 2000
- 8. 52 Arizona State 1997
- 9. 49 California 1998
- 10. 46 Baylor 2006

SACKS YARDS

- 1. 84 Oregon 1994
- 2. 71 Wyoming 1989
- 3. 67 Montana State 1993
- 4. 64 Texas (Holiday Bowl) 2003
- 5. 61 Stanford 2006
- 6. 56 Arizona 2002
- 56 Arizona State 2007

- 8. 54 Arizona State 2002
- 9. 50 Oregon State 2003
- 10. 46 Stanford 2001

INTERCEPTIONS

INTERCEPTIONS

- 1. 7 Oregon, 2003
- 2. 6 Oregon State, 1989
- 3. 5 UCLA, 2001
- 5 Washington, 1997
- 5 Wyoming, 1987
- 5 Arizona State, 1986
- 5 Pacific, 1969
- 5 Washington, 1968
- 5 Baylor, 1967
- 5 San Jose State, 1962
- 5 Pacific, 1960
- 5 Idaho, 1953

INTERCEPTION YARDS

- 1. 148 San Jose State, 1962
- 2. 123 Pacific, 1960
- 3. 116 Arizona, 1991
- 4. 103 Arizona State, 1966
- 5. 102 Oregon, 2003
- 6. 98 Nevada, 2002
- 7. 96 BYU, 1989
- 8. 93 UCLA, 1969
- 9. 89 UCLA, 1993
- 10. 87 Wyoming, 1987

INTERCEPTION TOUCHDOWNS

- 1. 2 Wyoming, 1987
- 2 Arizona, 1987
- 3. 1 43 Games, last Stanford, 2007 (Husain Abdullah)

SINGLE-GAME - PENALTIES

PENALTIES

- 1. 20 Arizona State, 1993
- 2. 18 Illinois, 1997
- 18 Utah, 1992
- 4. 17 Oregon, 1998
- 17 Washington, 1997
- 17 Oregon State, 1996
- 17 Oregon State, 1995
- 8. 16 Stanford, 2003
- 16 Washington, 1991
- 16 USC, 1986
- 16 California, 1955

PENALTY YARDS

- 1. 195 Arizona State, 1993
- 2. 189 Oregon State, 1996
- 3. 169 Washington, 1991
- 4. 160 Oregon, 1998
- 5. 153 Oregon State, 1995
- 6. 151 Washington, 1997
- 7. 145 Idaho, 1958
- 8. 144 Kansas, 1971
- 9. 141 Idaho, 1972
- 10. 137 Pittsburgh, 1995

SINGLE-GAME - SPECIAL TEAMS

PUNTING

PUNTS

- 1. 15 Stanford, 1969
- 2. 12 UCLA, 1992
- 12 Washington, 1968
- 4. 11 Illinois, 1994
- 11 UCLA, 1994
- 11 Oregon, 1994
- 11 Arizona, 1994
- 11 UCLA, 1993
- 11 Oregon, 1982

- 11 Idaho, 1978
- 11 Idaho, 1970
- 11 UCLA, 1969
- 11 Pacific, 1969
- 11 Idaho, 1968

PUNTING AVERAGE

- 1. 53.9 Colorado, 2003
- 2. 53.4 Arizona, 2004
- 3. 52.0 Wyoming, 1990
- 4. 51.0 Oregon State, 1984
- 5. 50.9 Wyoming, 1989
- 6. 49.8 Arizona State, 1989
- 7. 49.3 Oregon, 2006
- 8. 48.5 Oregon, 1959
- 9. 48.4 Oregon State, 1986
- 10. 48.3 California, 1977

PUNTING YARDS

- 1. 612 Stanford, 1969
- 2. 526 Idaho, 1978
- 3. 480 UCLA, 1992
- 4. 469 Oregon, 1994
- 469 Oregon, 1982
- 6. 460 Pacific, 1969
- 7. 458 Washington, 1968
- 8. 443 UCLA, 1993
- 9. 430 Stanford, 2003
- 10. 421 UCLA, 1994

PUNT RETURN

PUNT RETURNS

- 1. 10 Oregon, 1994
- 2. 9 San Jose State, 1986
- 9 California, 1993
- 4. 8 Stanford, 2003
- 8 Oregon State, 1995
- 8 Idaho, 1972
- 7. 7 10 times, last Nevada, 2005

PUNT RETURN YARDS (80+)

- 1. 186 USL, 1997
- 2. 171 San Jose State, 1968
- 3. 163 Nevada, 2005
- 4. 153 Idaho, 1973
- 5. 129 San Jose State, 1959
- 6. 116 Stanford, 2003
- 7. 113 Idaho, 1968
- 8. 113 Oregon, 1983
- 9. 110 Montana State, 2002
- 10. 105 Boise State, 1997

PUNT RETURN TOUCHDOWNS

- 1. 4 1968
- 2. 2 1972
- 2 1985
- 4. 1 12 times

KICKOFF RETURN

KICKOFF RETURNS

- 1. 10 Iowa, 1969
- 2. 9 Montana State, 1954
- 3. 9 USC 1970
- 4. 9 USC, 1974
- 5. 9 Stanford, 1987
- 6. 9 Stanford, 1999
- 7. 9 USC, 2007
- 8. 8 11 times, last Oregon State, 2007

KICKOFF RETURN YARDS (120+)

- 1. 249 Oregon, 1998
- 2. 207 ASU, 1989
- 3. 199 OSU, 1963
- 4. 184 ASU, 1990
- 5. 178 USC, 2007
- 6. 174 Stanford, 1999
- 174 USC, 1973
- 8. 173 Michigan, 1993
- 9. 172 Washington, 1976

10. 171 Fresno State, 1992

KICKOFF RETURN TOUCHDOWNS

1. 1 25 times

SINGLE-GAME - SCORING

TOUCHDOWNS

1. 14 Blair College, 1907
 14 Puget Sound, 1909
 3. 12 Idaho, 1975
 4. 11 Southwest Louisiana, 1997
 5. 10 Spokane AC, 1907
 10 Eastern Washington, 1908
 10 Pacific (Ore.), 1924
 10 Montana, 1942
 9. 9 Montana, 1930
 9 Montana State, 1985
 9 California, 1997

TOTAL POINTS

1. 86 Blair College, 1907
 2. 84 Idaho, 1975
 74 Puget Sound, 1909
 4. 73 Eastern Washington, 1908
 5. 70 Spokane AC, 1907
 6. 68 Montana, 1942
 7. 65 Pacific (Ore.), 1924
 8. 64 Montana State, 1985
 9. 63 California, 1997
 10. 61 Montana, 1930

POINTS KICKING

1. 16 BYU 1989
 16 Boise State 1997
 3. 15 Temple 1992
 15 California 2001
 15 Purdue 2001
 15 New Mexico 2003
 15 Stanford 2007
 8. 14 Oregon 1984
 14 Montana State 1993
 14 Arizona State 1993
 14 Arizona State 2002
 14 Washington 2002

PAT ATTEMPTS

1. 12 Idaho 1975
 2. 11 USL 1997
 3. 9 Montana State 1985
 9 California 1997
 5. 8 Oregon 1977
 6. 7 13 Times

PAT MADE

1. 12 Idaho 1975
 2. 11 USL 1997
 3. 9 Montana State 1985
 9 California 1997
 5. 8 Oregon 1977
 6. 7 12 times

CONSECUTIVE PAT

1. 12 1975
 2. 11 1997
 3. 9 1997
 4. 8 1977
 5. 7 6 times

MOST 50+ FIELD GOALS

1. 2 Oregon State 1981
 2 BYU 1989
 2 Fresno State 1991
 4. 1 29 times

FIELD GOALS ATTEMPTED

1. 6 Kansas 1977
 2. 5 Pacific 1980
 5 ASU 1993
 5 California 1993

5 ASU 2002
 5 Washington 2002
 5 New Mexico 2003
 8. 4 17 times

FIELD GOALS MADE

1. 5 New Mexico 2003
 2. 4 Kansas 1975
 4 Kansas 1977
 4 Tennessee 1984
 4 BYU 1989
 4 Arizona 1989
 4 Boise State 1998
 4 Washington 2002
 4 Stanford 2007

FIELD GOAL PERCENTAGE (Min. 3 attempts)

1. 1.000 5/5, New Mexico, 2003
 2. 1.000 4/4, several times, last Stanford, 2007

CONSECUTIVE FIELD GOALS

1. 1.000 5/5, New Mexico, 2003
 2. 1.000 4/4, Tennessee, 1984
 1.000 4/4, BYU, 1989
 1.000 4/4, Arizona, 1989
 1.000 4/4, Boise State, 1998
 1.000 4/4, Washington, 2003
 1.000 4/4, Idaho, 2003
 1.000 4/4, Stanford, 2007

MOST FIELD GOALS ONE QUARTER

1. 3 3rd, Chuck Diedrick, Oregon State, 1976

SINGLE-SEASON - OFFENSE

RUSHING

RUSHING ATTEMPTS

1. 639 1973
 2. 614 1981
 3. 605 1988
 605 1975
 605 1972
 6. 567 1951
 7. 563 1980
 8. 558 1982
 9. 553 1982
 10. 544 1974

NET RUSHING YARDS

1. 2,909 1981
 2. 2,775 1984
 3. 2,757 1988
 4. 2,636 1971
 5. 2,530 1985
 6. 2,501 1973
 7. 2,450 1980
 8. 2,408 1975
 9. 2,359 1951
 10. 2,332 2005

AVERAGE/ATTEMPT

1. 5.31 1984
 2. 5.30 2005
 3. 5.25 1971
 4. 4.77 1981
 5. 4.67 1985
 6. 4.55 1988
 7. 4.35 1980
 8. 4.31 1979
 9. 4.16 1951
 10. 4.14 1954

AVERAGE/GAME

1. 264.5 1981
 2. 252.3 1984
 3. 239.6 1971
 4. 235.9 1951

5. 230.0 1985
 6. 229.8 1988
 7. 227.4 1973
 8. 222.7 1980
 9. 218.9 1975
 10. 212.0 2005

TOUCHDOWNS

1. 36 1981
 2. 28 1988
 3. 27 1997
 27 1980
 5. 26 1985
 26 1984
 7. 24 1975
 8. 23 1973
 23 1972
 23 1971
 23 1951

PASSING

PASS ATTEMPTS

1. 525 2007
 2. 478 2003
 3. 458 2002
 4. 457 1992
 5. 442 1976
 6. 435 1997
 7. 434 2001
 434 1999
 9. 430 2006
 10. 427 1993

PASS COMPLETIONS

1. 309 2007
 2. 273 2002
 3. 260 2003
 260 2006
 5. 259 1992
 6. 250 1976
 7. 240 1997
 8. 239 1999
 9. 231 1995
 231 1987

PASSING YARDS

1. 4,120 1997
 2. 3,836 2007
 3. 3,805 2002
 4. 3,591 2001
 5. 3,526 2003
 6. 3,478 1992
 7. 3,265 1976
 8. 3,142 1988
 9. 3,117 2006
 10. 3,050 2005

PASSING YARDS/GAME

1. 343.3 1997
 2. 319.7 2007
 3. 299.2 2001
 4. 296.8 1976
 5. 289.8 1992
 6. 282.7 2002
 7. 277.3 2005
 8. 275.3 1991
 9. 271.2 2003
 10. 270.2 1989

PASSES HAD INTERCEPTED

1. 36 1970
 2. 25 1998
 3. 24 1987
 4. 23 1968
 5. 22 2003
 22 1978
 22 1976
 22 1967
 9. 21 1951
 10. 20 1955



COMPLETION PERCENTAGE

Table with 3 columns: Rank, Completion Percentage, Year. Lists 10 records from 1958 to 2007.

TOUCHDOWNS

Table with 3 columns: Rank, Touchdowns, Year. Lists 10 records from 1992 to 1997.

RECEIVING

RECEPTIONS

Table with 3 columns: Rank, Receptions, Year. Lists 10 records from 1987 to 2007.

RECEIVING YARDS

Table with 3 columns: Rank, Receiving Yards, Year. Lists 10 records from 2005 to 1997.

RECEIVING TOUCHDOWNS

Table with 3 columns: Rank, Receiving Touchdowns, Year. Lists 10 records from 1992 to 2007.

TOTAL OFFENSE

NET YARDS

Table with 3 columns: Rank, Net Yards, Year. Lists 10 records from 1981 to 2007.

TOTAL PLAYS

Table with 3 columns: Rank, Total Plays, Year. Lists 4 records from 1970 to 2003.

Table with 3 columns: Rank, Yards/Game, Year. Lists 10 records from 1989 to 2001.

YARDS/GAME

Table with 3 columns: Rank, Yards/Game, Year. Lists 10 records from 1989 to 1997.

FIRST DOWNS

FIRST DOWNS - TOTAL

Table with 3 columns: Rank, First Downs - Total, Year. Lists 10 records from 2003 to 1997.

FIRST DOWNS - RUSHING

Table with 3 columns: Rank, First Downs - Rushing, Year. Lists 10 records from 1974 to 1988.

FIRST DOWNS - PASSING

Table with 3 columns: Rank, First Downs - Passing, Year. Lists 10 records from 1991 to 2007.

FIRST DOWNS - PENALTIES

Table with 3 columns: Rank, First Downs - Penalties, Year. Lists 10 records from 2004 to 2007.

FUMBLES

FUMBLES

Table with 3 columns: Rank, Fumbles, Year. Lists 10 records from 1969 to 1974.

Table with 3 columns: Rank, Fumbles Lost, Year. Lists 10 records from 1955 to 1974.

FUMBLES LOST

Table with 3 columns: Rank, Fumbles Lost, Year. Lists 10 records from 1961 to 1974.

SINGLE-SEASON - DEFENSE

TACKLES

TACKLES-FOR-LOSSES

Table with 3 columns: Rank, Tackles-for-Losses, Year. Lists 10 records from 2000 to 2002.

TACKLES-FOR-LOSS YARDS

Table with 3 columns: Rank, Tackles-for-Loss Yards, Year. Lists 10 records from 1980 to 2006.

SACKS (since 1979)

Table with 3 columns: Rank, Sacks, Year. Lists 10 records from 2004 to 2007.

SACKS YARDS

Table with 3 columns: Rank, Sacks Yards, Year. Lists 10 records from 2006 to 2007.

INTERCEPTIONS

INTERCEPTIONS

Table with 3 columns: Rank, Interceptions, Year. Lists 5 records from 1983 to 2003.

Table with 3 columns: Rank, Interceptions, Year. Lists 10 records from 1960 to 1997.

INTERCEPTION YARDS

Table with 3 columns: Rank, Interception Yards, Year. Lists 10 records from 1966 to 2001.

INTERCEPTION AVERAGE/RETURN

Table with 3 columns: Rank, Interception Average/Return, Year. Lists 10 records from 2002 to 1990.

INTERCEPTION TOUCHDOWNS

Table with 3 columns: Rank, Interception Touchdowns, Year. Lists 10 records from 1960 to 2007.

SINGLE-SEASON PENALTIES

PENALTIES

Table with 3 columns: Rank, Penalties, Year. Lists 10 records from 1994 to 2007.

PENALTY YARDS

Table with 3 columns: Rank, Penalty Yards, Year. Lists 10 records from 1993 to 2007.

SINGLE-SEASON SPECIAL TEAMS

PUNTING

PUNTS

1.	97	1994
2.	83	1999
3.	82	2004
4.	81	1969
5.	79	2003
6.	74	1998
	74	1968
8.	73	1992
9.	72	2000
	72	1982

PUNTING AVERAGE

1.	44.8	1990
2.	44.7	1989
3.	44.4	1975
4.	43.4	1997
5.	43.3	1977
6.	42.8	2003
7.	41.9	2004
8.	41.7	1976
9.	41.6	1995
10.	41.6	1880

PUNTING YARDS

1.	3719	1994
2.	3433	2004
3.	3384	1999
4.	3380	2003
5.	3103	1969
6.	2956	1995
7.	2840	1998
8.	2806	1982
9.	2726	2000
10.	2703	1968

PUNT RETURN

PUNT RETURNS

1.	50	2003
2.	46	1993
3.	43	1994
4.	42	2002
5.	38	2004
6.	37	2001
7.	37	1997
8.	37	1972
9.	35	1985
10.	33	1988
	33	1984
	33	1973
	33	1967

PUNT RETURN YARDS

1.	527	1997
2.	486	2003
3.	476	1968
4.	473	2002
5.	439	1949
	439	2004
7.	404	1960
8.	398	1973
9.	361	1950
10.	354	1993

PUNT RETURN AVERAGE

(Min. 10 returns)

1.	16.4	1968
2.	15.0	1960
3.	14.9	1953
4.	14.4	1950
5.	14.2	1997
6.	14.2	1949
7.	13.3	1959
8.	12.6	1978
9.	12.1	1973
10.	11.6	2004
	11.6	2005

PUNT RETURN TOUCHDOWN

1.	4	1968
2.	2	1973
	2	1985
	2	2002
	2	2004
6.	1	20 Times

KICKOFF RETURN

KICKOFF RETURNS

1.	68	1970
2.	59	2007
3.	55	1988
4.	53	1987
5.	50	1998
6.	50	1969
7.	48	1954
8.	46	1990
9.	45	1974
10.	45	1971

KICKOFF RETURN YARDS

1.	1,212	1970
2.	1,141	2007
3.	1,016	1998
4.	1,010	1971
5.	910	1988
6.	905	1990
7.	885	1954
8.	843	1992
9.	841	1948
10.	838	1991

KICKOFF RETURN AVERAGE

(Min. 10)

1.	27.0	1941
2.	25.2	1966
3.	24.3	1963
4.	24.0	1948
5.	23.6	1964
6.	22.9	1968
7.	22.4	1971
8.	22.2	1992
9.	22.1	1996
10.	21.5	1991

KICKOFF RETURN TOUCHDOWNS

1.	2	1998
2.	2	1971
3.	2	1948
4.	2	1928
5.	1	17 times

SINGLE-SEASON - SCORING

TOUCHDOWNS

1.	64	1997
2.	53	2001
3.	53	1998
4.	52	2002
5.	47	2005
6.	45	2003
7.	43	1992
	43	1985
9.	41	1996
	41	1989
	41	1951

TOTAL POINTS

1.	483	1997
2.	431	2002
3.	420	2001
4.	415	1988
5.	394	2003
6.	368	2005
7.	351	1989
8.	337	1992
9.	317	1984
10.	314	1996

POINTS KICKING

1.	116	2003
2.	113	2002
3.	101	2001
4.	99	1989
5.	93	1997
6.	91	1988
7.	84	2005
8.	80	1990
9.	78	2007
10.	77	1993

PAT ATTEMPTS

1.	60	1997
2.	52	2001
3.	49	2002
4.	47	1998
5.	45	2005
6.	40	1996
7.	40	2003
8.	37	1989
9.	36	1985
10.	35	1951
	35	1984
	35	2006
	35	2007

PAT MADE

1.	57	1997
2.	48	2001
3.	47	2002
4.	46	1988
5.	42	2005
6.	38	1996
7.	36	1989
8.	35	2003
9.	34	1985
	34	2007

CONSECUTIVE PAT

1.	28	1999
2.	26	1987
3.	26	1992
4.	25	1995
5.	25	1977
6.	24	1986
7.	23	2001
8.	21	2005
9.	19	1994
10.	18	2002
	18	2006

MOST 50+ FIELD GOALS

1.	6	1991
2.	5	1989
3.	5	1990
4.	2	1981
	2	1988
	2	1992
	2	1997
	2	1999

FIELD GOALS ATTEMPTED

1.	33	2002
2.	32	1993
3.	31	2003
4.	27	1989
5.	26	1990
6.	26	1983
7.	24	1972
8.	22	2001
	22	1991
	22	1980
	22	1973
	22	2005

FIELD GOALS MADE

1.	27	2003
2.	22	2002
3.	21	1989
4.	18	2001
5.	17	1993
	17	1990
7.	16	1983
8.	15	1988
9.	14	1984
	14	2005

FIELD GOAL PERCENTAGE (Min. 15 att.)

1.	.871	2003
2.	.818	2001
3.	.750	1999
4.	.722	1992
5.	.702	1997
6.	.667	2002
7.	.636	2005
8.	.625	1987
	.625	1970
	.625	1971
	.625	2006

YEAR-COACH	OVERALL W L T	CONF. W L T	HOME W L T	AWAY W L T	NEUTRAL W L T	SPOKANE W L T	CAPTAINS
1921—Gus Welch	4 2 1	2 1 1	1 0 1	3 0 0	0 2 0		Earl Dunlap
1922—Gus Welch	2 5 0	1 5 0	0 1 0	2 2 0	0 2 0		Ford Dunton
1923—A. A. Exendine	2 4 1	1 3 1	2 1 0	0 2 0	0 1 1		Vernard Hickey
1924—A. A. Exendine	1 5 2	0 4 1	1 2 0	0 3 1	0 0 1		Harold Slater
1925—A. A. Exendine	3 4 1	2 3 0	0 2 0	3 2 1			Duke Slater
1926—O. E. Hollingbery	6 1 0	4 1 0	3 0 0	3 1 0			
1927—O. E. Hollingbery	3 3 2	1 3 1	2 0 2	1 3 0			
1928—O. E. Hollingbery	7 3 0	4 3 0	3 0 0	3 3 0	1 0 0		Mel Dressel
1929—O. E. Hollingbery	10 2 0	4 2 0	5 0 0	4 2 0	1 0 0		Ernest "Bud" Hansen
1930—O. E. Hollingbery	9 1 0	6 0 0	3 0 0	5 0 0	1 1 0		Elmer Schwartz
1931—O. E. Hollingbery	6 4 0	4 3 0	3 0 0	2 3 0	1 1 0		Glenn "Turk" Edwards
1932—O. E. Hollingbery	7 1 1	5 1 1	4 0 0	3 1 1			George Sander
1933—O. E. Hollingbery	5 3 1	3 3 1	2 0 0	3 2 0	0 1 1		Frank Ingram
1934—O. E. Hollingbery	4 3 1	4 0 1	3 0 0	1 2 1	0 1 0		George Theodoratos
1935—O. E. Hollingbery	5 3 1	3 2 0	2 2 0	2 1 0	1 0 1		John Bley
1936—O. E. Hollingbery	6 3 1	6 2 1	3 1 0	3 2 1			Stan Smith
1937—O. E. Hollingbery	3 3 3	3 3 2	1 0 2	2 2 1	0 1 0		Chris Rumburg
1938—O. E. Hollingbery	2 8 0	1 7 0	0 3 0	2 4 0	0 1 0		
1939—O. E. Hollingbery	4 5 0	3 5 0	3 0 0	1 5 0			Dick Emerson
1940—O. E. Hollingbery	4 4 2	3 4 2	1 1 1	3 3 1			Don Greeley
1941—O. E. Hollingbery	6 4 0	5 3 0	3 1 0	3 2 0	0 1 0		Joe Beckman
1942—O. E. Hollingbery	6 2 2	5 1 1	2 0 0	2 1 1	1 1 0	1 0 1	
1943—No Football, WWII							
1944—No Football, WWII							
1945—Phil Sarboe	6 2 1	6 2 1	4 0 0	2 2 1			
1946—Phil Sarboe	1 6 1	1 5 1	1 2 0	0 4 1			Dick Abrams
1947—Phil Sarboe	3 7 0	2 5 0	1 3 0	2 4 0			T. Parry, F.Bacoka, J. Godfrey
1948—Phil Sarboe	4 5 1	4 3 1	3 0 1	1 4 0	0 1 0		Phil Claymore
1949—Phil Sarboe	3 6 0	2 6 0	2 2 0	1 4 0			
1950—Forest Evashevski	4 3 2	2 3 2	1 0 2	3 2 0		0 1 0	
1951—Forest Evashevski	7 3 0	4 3 0	2 1 0	3 2 0		2 0 0	
1952—Al Kircher	4 6 0	3 4 0	2 1 0	2 4 0		0 1 0	Don Steinbrunner
1953—Al Kircher	4 6 0	3 4 0	1 1 0	3 4 0		0 1 0	Bob Burkhart
1954—Al Kircher	4 6 0	3 4 0	2 1 0	1 5 0		1 0 0	"Duke" Washington
1955—Al Kircher	1 7 2	1 5 1	0 2 1	1 5 1			Jerry Brockey
1956—Jim Sutherland	3 6 1	2 5 1	1 2 0	2 2 1		0 2 0	
1957—Jim Sutherland	6 4 0	5 3 0	2 1 0	4 2 0		0 1 0	Gail Strait
1958—Jim Sutherland	7 3 0	6 2 0	2 0 0	4 2 0		1 1 0	
1959—Jim Sutherland	6 4 0		1 1 0	5 2 0		0 1 0	
1960—Jim Sutherland	4 5 1		1 1 0	2 3 1		1 1 0	
1961—Jim Sutherland	3 7 0		2 0 0	1 5 0		0 2 0	
1962—Jim Sutherland	5 4 1	1 1 0	1 1 0	2 2 1		2 1 0	
1963—Jim Sutherland	3 6 1	1 1 0	1 2 0	1 4 1		1 0 0	
1964—Bert Clark	3 6 1	1 2 1	1 2 0	1 3 1		1 1 0	
1965—Bert Clark	7 3 0	2 1 0	1 1 0	4 2 0		2 0 0	
1966—Bert Clark	3 7 0	1 3 0	1 1 0	2 3 0		0 3 0	
1967—Bert Clark	2 8 0	1 5 0	1 1 0	1 5 0		0 2 0	
1968—Jim Sweeney	3 6 1	1 3 1	0 2 0	1 4 0		2 0 1	
1969—Jim Sweeney	1 9 0	0 7 0	0 2 0	1 5 0		0 2 0	Bob Shoun, Bob Ewen
1970—Jim Sweeney	1 10 0	0 7 0	0 0 0	0 6 0		1 4 0	
1971—Jim Sweeney	4 7 0	2 5 0	0 0 0	3 4 0		1 3 0	
1972—Jim Sweeney	7 4 0	4 3 0	3 1 0	3 2 0	0 1 0	1 0 0	Bill Moos
1973—Jim Sweeney	5 6 0	4 3 0	3 0 0	2 5 0		0 1 0	Tom Poe, Greg Craighead

YEAR-COACH	OVERALL			CONF.			HOME			AWAY			NEUTRAL			SPOKANE			CAPTAINS
	W	L	T	W	L	T	W	L	T	W	L	T	W	L	T	W	L	T	
1974—Jim Sweeney	2	9	0	1	6	0	1	2	0	1	4	0	0	1	0	0	2	0	
1975—Jim Sweeney	3	8	0	0	7	0	1	2	0	2	5	0				0	1	0	
1976—Jackie Sherrill	3	8	0	2	5	0	2	1	0	1	5	0	0	1	0	0	1	0	
1977—Warren Powers	7	4	0	3	4	0	3	0	0	3	4	0				1	0	0	
1978—Jim Walden	4	6	1	2	6	0	1	2	0	1	3	1				2	1	0	
1979—Jim Walden	5	6	0	4	4	0	1	1	0	3	3	0	0	1	0	1	1	0	
1980—Jim Walden	4	7	0	3	4	0	2	2	0	2	3	0				0	2	0	
1981—Jim Walden	8	3	1	5	2	1	3	0	1	3	2	0	0	1	0	2	0	0	
1982—Jim Walden	3	7	1	2	4	1	1	2	1	1	4	0				1	1	0	
1983—Jim Walden	7	4	0	5	3	0	2	2	0	3	2	0				2	0	0	
1984—Jim Walden	6	5	0	4	3	0	3	2	0	3	3	0							
1985—Jim Walden	4	7	0	3	5	0	2	3	0	2	4	0							
1986—Jim Walden	3	7	1	2	6	1	3	3	0	0	4	1							
1987—Dennis Erickson	3	7	1	1	5	1	3	2	0	0	5	0	0	0	1				
1988—Dennis Erickson	9	3	0	5	3	0	3	2	0	5	1	0	1	0	0				
1989—Mike Price	6	5	0	3	5	0	3	2	0	3	3	0							
1990—Mike Price	3	8	0	2	6	0	1	4	0	2	4	0							
1991—Mike Price	4	7	0	3	5	0	2	3	0	2	4	0							
1992—Mike Price	9	3	0	5	3	0	5	1	0	3	2	0	1	0	0				
1993—Mike Price	5	6	0	3	5	0	4	1	0	1	5	0							
1994—Mike Price	8	4	0	5	3	0	3	2	0	4	2	0	1	0	0				
1995—Mike Price	3	8	0	2	6	0	3	2	0	0	6	0							
1996—Mike Price	5	6	0	3	5	0	3	2	0	2	4	0							
1997—Mike Price	10	2	0	7	1	0	6	0	0	4	1	0	0	1	0				
1998—Mike Price	3	8	0	0	8	0	2	4	0	1	4	0							
1999—Mike Price	3	9	0	1	7	0	2	4	0	1	5	0							
2000—Mike Price	4	7	0	2	6	0	1	5	0	3	2	0							
2001—Mike Price	10	2	0	6	2	0	5	1	0	4	1	0	1	0	0				
2002—Mike Price	10	3	0	7	1	0	6	1	0	4	1	0	0	1	0				
2003—Bill Doba	10	3	0	6	2	0	6	0	0	3	3	0	1	0	0				
2004—Bill Doba	5	6	0	3	5	0	2	4	0	3	2	0	0	0	0				
2005—Bill Doba	4	7	0	1	7	0	2	4	0	2	3	0	0	0	0				
2006—Bill Doba	6	6	0	4	5	0	3	4	0	3	2	0	0	0	0				
2007—Bill Doba	5	7	0	3	6	0	4	2	0	1	5	0	0	0	0				
WSU'S ALL-TIME TOTALS	492-473-45	246-312-25	226-126-15	220-281-22	15-26-6	31-40-2													
TOTAL GAMES	1,010	583	367	523	47	73													
WINNING PERCENTAGE	.509	.443	.636	.442	.383	.438													

THE CHIEFS



Four of Washington State's early football coaches were graduates of the Carlisle Indian School in Pennsylvania. They were (far left) Frank Shively (1898-99, 1-1-1 record), (second from left) William "Lone Star" Dietz (1915-17, 17-2-1 record, including Rose Bowl team from 1915), (second from right) Gus Welch (1919-22, 16-10-1 record) and (far right) A. A. Exendine (1923-25, 6-13-4 record).

LAST NAME	FIRST NAME	TENURE	YEARS	HEAD COACHES
Adams	Sam	1966-1967	2	Sutherland
Akey	Robb	1999-2002	4	Price
Akey	Robb	2003-2006	4	Doba
Angelo	Joe	1948-1949	2	Sarboe
Applequist	Harry "Hack"	1920-1923	4	Welch
Applequist	Harry "Hack"	1924-1925	2	Exendine
Arnold	Dave	1987-1988	2	Erickson
Bailey	Arthur "Buck"	1926-1942	17	Hollingbery
Bailey	Arthur "Buck"	1925-1949	5	Sarboe
Bailey	Arthur "Buck"	1950-1951	2	Evashevski
Bailey	Arthur "Buck"	1952-1955	4	Kircher
Bailey	Arthur "Buck"	1956-1956	1	Sutherland
Ball	Chris	2000-2002	3	Price
Ball	Chris	2008-Present	First	Wulff
Beechner	Dick	1977-1977	1	Powers
Blazine	Tony	1949-1949	1	Sarboe
Blier	Ray	1960-1963	4	Sutherland
Block	King	1964-1967	4	Clark
Bratkowski	Bob	1987-1988	2	Erickson
Braun	Ray	1972-1973	2	Sweeney
Bray	Craig	1987-1988	2	Erickson
Bray	Craig	1994-1999	6	Price
Broussard	Steve	2007-2007	1	Doba
Broussard	Steve	2008-Present	First	Wulff
Burrow	Jim	1982-1986	5	Walden
Burnett	Leon	1971-1971	1	Sweeney
Burnett	Leon	2003-2007	4	Doba
Campbell	Bob	1945-1945	1	Sarboe
Campbell	Hugh	1968-1968	1	Sweeney
Campo	Dave	1976-1976	1	Sherrill
Carlson	Roy	1959-1961	3	Sutherland
Carr	Gerald	1989-1990	2	Price
Chatfield	Chuck	1961-1962	2	Sutherland
Church	Mike	1976-1977	2	Sherrill/Powers
Cody	Ed	1961-1961	1	Sutherland
Connelly	Bob	2001-2002	2	Price
Cords	Bill	1972-1976	5	Sweeney/Sherrill
Cubley	Walt	1969-1974	6	Sweeney
Daniels	John	1981-1981	1	Walden
Diedrick	Bill	1989-1990	2	Price
Doba	Bill	1989-2002	14	Price
Donovan	Larry	1972-1975	4	Sweeney
Dunn	Kasey	1998-2002	5	Price
Ellerbe	Roosevelt	1970-1970	1	Sweeney
Elliott	Dave	1979-1986	8	Walden
Elway	Jack	1971-1975	4	Sweeney
Emanuel	Gary	1994-1996	3	Price
Ennis	Jim	1946-1947	2	Sarboe
Enos	Rod	1962-1963	2	Sutherland
Erickson	Pinky	1968-1970	3	Sweeney
Erkenbeck	Jim	1968-1971	4	Sweeney
Etheridge	Harold	2008-Present	First	Wulff
Everson	Tom	1987-1988	2	Erickson
Fabris	Jon	1982-1986	5	Walden
Faiman	John	1977-1977	1	Powers
Farman	Dick	1945-1945	1	Sarboe
Fletcher	Felix	1945-1945	1	Sarboe
Flora	Bob	1950-1951	2	Evashevski
Frutig	Ed	1950-1951	2	Evashevski
Gagnon	Gary	1978-1986	9	Walden
Gambold	Bob	1952-1952	1	Kircher
Gambold	Bob	1956-1960	5	Sutherland
Gentry	Dale	1952-1955	4	Kircher
Glover	Rich	1977-1980	4	Walden
Godfrey	Herb	1946-1946	1	Sarboe
Goodsell	Charles	1902-1902	1	Namack
Greene	Ken	2003-2006	4	Doba
Grover	Roger	1952-1954	3	Kircher
Hampton	Russ	1961-1963	3	Sutherland
Holland	Sonny	1968-1968	1	Sweeney
Hoptowit	Al	1947-1047	1	Sarboe
Hughes	Lindsey	1978-1986	9	Walden
Huhta	Elmer	1946-1946	1	Sarboe
Huston	Ralph	1910-1910	1	Osthoff
Jankovich	Sam	1968-1971	4	Sweeney
Karmelowicz	Bob	1987-1988	2	Erickson
Keele	Tom	1974-1975	2	Sweeney
Kirby	Rod	1976-1976	1	Sherrill
Kircher	Al	1950-1951	2	Evashevski
Lappano	Tim	1987-1991	5	Erickson/Price
Leahy	Bob	1976-1976	1	Sherrill
Levenseller	Mike	1992-2002	11	Price
Levenseller	Mike	2003-2007	4	Doba
Levenseller	Mike	2008-Present	First	Wulff
Lewis	Larry	1989-1998	10	Price

LAST NAME	FIRST NAME	TENURE	YEARS	HEAD COACHES
Lincoln	Keith	1971-1972	2	Sweeney
Lindsey	Don	1968-1969	2	Sweeney
Livingston	Lawrence	1995-1997	3	Price
Long	Marty	2007-2007	1	Doba
Lounsberry	Jim	1957-1958	2	Sutherland
Lubick	Sonny	1988-1988	1	Erickson
Martin	Jerry	1963-1963	1	Sutherland
Marvin	Joe	1964-1965	2	Clark
McDonell	John	1989-2000	12	Price
McLaughlin	Leon	1956-1956	1	Sutherland
Mims	Ron	1972-1975	4	Sweeney
Morton	Steve	1978-1986	9	Walden
Nelson	John	1964-1967	4	Clark
Niekamp	Travis	2008-Present	First	Wulff
Niemi	Laurie	1958-1960	3	Sutherland
Niemi	Laurie	1964-1967	4	Clark
Okuneff	Gerry	1962-1962	1	Sutherland
Padilla	Bob	1980-1981	2	Walden
Parry	Tom	1959-1960	2	Sutherland
Patterson	Andre	1992-1993	2	Price
Peterson	Greg	2006-2007	2	Doba
Pflugrad	Robin	2002-2002	1	Price
Pflugrad	Robin	2003-2005	3	Doba
Porter	George	1963-1963	1	Sutherland
Preston	Buzz	1994-1997	4	Price
Price	Aaron	2001-2002	2	Price
Price	Eric	1998-2000	3	Price
Price	Mike	1974-1975	2	Sweeney
Price	Mike	1976-1976	1	Sherrill
Price	Mike	1977-1977	1	Powers
Rader	Ralph	1908-1908	1	Rheinschild
Rasmussen	Rich	2008-Present	First	Wulff
Ricardo	Scott	1980-1980	1	Walden
Roach	Dick	1974-1975	2	Sweeney
Roberson	Malik	2008-Present	First	Wulff
Rosenbach	Timm	2003-2007	2	Doba
Ross	Robin	1986-1986	1	Walden
Ruel	Pat	1978-1981	6	Walden
Sandahl	Al	1978-1978	1	Walden
Sanders	Mel	1981-1986	6	Walden
Sandberg	Roy	1948-1948	1	Sarboe
Scarry	Mike	1954-1955	2	Kircher
Schlademan	Karl	1926-1942	17	Hollingbery
Sears	Jody	2008-Present	First	Wulff
Sewell	Bill	1946-1948	3	Sarboe
Shanley	Jim	1964-1970	7	Clark/Sweeney
Simpson	Bob	1969-1973	5	Sweeney
Skipper	Kelly	2003-2006	4	Doba
Smith	Gregg	1987-1988	2	Erickson
Smith	John L.	1987-1988	2	Erickson
Smith	Rowland	1964-1967	4	Clark
Stavely	Dan	1949-1949	1	Sarboe
Stavely	Dan	1950-1951	2	Evashevski
Stavely	Dan	1952-1955	4	Kircher
Stavely	Dan	1956-1957	2	Sutherland
Sturdy	Todd	2008-Present	First	Wulff
Thorton	J.E.	1911-1911	1	Osthoff
Tiller	Joe	1971-1973	3	Sweeney
Tiller	Joe	1989-1990	2	Price
Tippett	Howard	1976-1976	1	Sherrill
Torchio	Lloyd	1956-1958	3	Sutherland
Tyler	Tom	1915-1915	1	Dietz
Walden	Jim	1977-1977	1	Powers
Walker	Dave	1976-1979	4	Walden
Walker	Mike	1997-2002	6	Price
Walker	Mike	2003-2007	5	Doba
Walkosky	Dave	2007-2007	1	Doba
Wamsley	Jerry	1978-1978	1	Walden
Wheeler	Harold	1979-1982	4	Walden
Wight	Del	1982-1985	4	Walden
Wight	Del	1991-1991	1	Price
Williams	Ted	1991-1993	3	Price
Wood	Alex	1987-1988	2	Erickson
Woody	Ken	1978-1986	9	Walden
Yaralian	Zaven	1977-1977	1	Powers
Yarno	George	1991-1994	4	Price
Yarno	George	2003-2007	5	Doba
Zeches	Jim	1989-2000	12	Price
Zimmer	Mike	1989-1993	5	Price

WSU HEAD COACHES, 1960-Present: Jim Sutherland 1956-63; Bert Clark 1964-67; Jim Sweeney 1968-75; Jackie Sherrill 1976; Warren Powers 1977; Jim Walden 1978-86; Dennis Erickson 1987-88; Mike Price 1989-2002; Bill Doba 2003-2007; Paul Wulff 2008-Present.

Bold = Currently on the staff

1894: William Goodyear
1895: Fred W. Waite
1896: David A. Brodie
1897: Robert R. Gailey
1898: Frank Shively
1899: Frank Shively
1900: William L. Allen
1901: W. H. Namack
1902: W. H. Namack
 Assistant: Charles Goodsell
1903: J. N. Ashmore
1904: Everett M. Sweeley
1905: John R. Bender
1906: John R. Bender
1907: John R. Bender
1908: Walter Rheinschild
 Assistant: Ralph "Fat" Rader
1909: William S. Kienholz
1910: Oscar P. Osthoff
 Assistant: Ralph Huston
1911: Oscar P. Osthoff
 Assistant: J. E. Thornton
1912: John R. Bender
1913: John R. Bender
1914: John R. Bender
1915: William H. "Lone Star" Dietz
 Assistant: Tom Tyrer
1916: William H. "Lone Star" Dietz
1917: William H. "Lone Star" Dietz
1918: Emory Alvord
1919: Gustavus "Gus" Welch
1920: Gustavus "Gus" Welch
 Assistant: Harry A. "Hack" Applequist
1921: Gustavus "Gus" Welch
 Assistant: "Hack" Applequist
1922: Gustavus "Gus" Welch
 Assistant: "Hack" Applequist
1923: Gustavus "Gus" Welch
 Assistant: "Hack" Applequist
1924: Albert A. Exendine
 Assistant: "Hack" Applequist
1925: Albert A. Exendine
 Assistant: "Hack" Applequist
1926: Orin E. "Babe" Hollingbery
 Assistants: Arthur B. "Buck" Bailey and Karl Schlademan
1927: Orin E. "Babe" Hollingbery
 Assistants: "Buck" Bailey and Karl Schlademan
1928: Orin E. "Babe" Hollingbery
 Assistants: "Buck" Bailey and Karl Schlademan
1929: Orin E. "Babe" Hollingbery
 Assistants: "Buck" Bailey and Karl Schlademan
1930: Orin E. "Babe" Hollingbery
 Assistants: "Buck" Bailey and Karl Schlademan
1931: Orin E. "Babe" Hollingbery
 Assistants: "Buck" Bailey and Karl Schlademan
1932: Orin E. "Babe" Hollingbery
 Assistants: "Buck" Bailey and Karl Schlademan
1933: Orin E. "Babe" Hollingbery
 Assistants: "Buck" Bailey and Karl Schlademan
1934: Orin E. "Babe" Hollingbery
 Assistants: "Buck" Bailey and Karl Schlademan
1935: Orin E. "Babe" Hollingbery
 Assistants: "Buck" Bailey and Karl Schlademan
1936: Orin E. "Babe" Hollingbery
 Assistants: "Buck" Bailey and Karl Schlademan
1937: Orin E. "Babe" Hollingbery
 Assistants: "Buck" Bailey and Karl Schlademan
1938: Orin E. "Babe" Hollingbery
 Assistants: "Buck" Bailey and Karl Schlademan
1939: Orin E. "Babe" Hollingbery
 Assistants: "Buck" Bailey and Karl Schlademan
1940: Orin E. "Babe" Hollingbery
 Assistants: "Buck" Bailey and Karl Schlademan
1941: Orin E. "Babe" Hollingbery
 Assistants: "Buck" Bailey and Karl Schlademan
1942: Orin E. "Babe" Hollingbery
 Assistants: "Buck" Bailey and Karl Schlademan
1943: (No football. WWII)
1944: (No football. WWII)
1945: Phil Sorboe
 Assistants: "Buck" Bailey, Bob Campbell, Felix Fletcher, and Dick Farman.
1946: Phil Sorboe
 Assistants: "Buck" Bailey, Elmer Huhta, Jimmy Ennis, Herb Godfrey, and Bill Sewell.

1947: Phil Sorboe
 Assistants: "Buck" Bailey, Jimmy Ennis, Al Hoptowitz, and Bill Sewell.
1948: Phil Sorboe
 Assistants: "Buck" Bailey, Bill Sewell, Joe Angelo, and Roy Sandberg.
1949: Phil Sorboe
 Assistants: "Buck" Bailey, Joe Angelo, Dan Stavely and Tony Blazine
1950: Forest Evashevski
 Assistants: Al Kircher, Ed Frutig, Bob Flora and "Buck" Bailey
1951: Forest Evashevski
 Assistants: Al Kircher, Ed Frutig, Bob Flora and "Buck" Bailey
1952: Alton S. "Al" Kircher
 Assistants: Dan Stavely, Dale Gentry, Roger Grove, Bob Gambold and "Buck" Bailey
1953: Alton S. "Al" Kircher
 Assistants: Dan Stavely, Dale Gentry, Roger Grove and "Buck" Bailey
1954: Alton S. "Al" Kircher
 Assistants: Mike Scarry, Dan Stavely, Dale Gentry, Roger Grove and "Buck" Bailey
1955: Alton S. "Al" Kircher
 Assistants: Mike Scarry, Dale Gentry, Dan Stavely and "Buck" Bailey
1956: Jim Sutherland
 Assistants: Leon McLaughlin, Dan Stavely, Bob Gambold, Lloyd Torchio and "Buck" Bailey
1957: Jim Sutherland
 Assistants: Dan Stavely, Bob Gambold, Lloyd Torchio and Jim Lounsberry
1958: Jim Sutherland
 Assistants: Bob Gambold, Jim Lounsberry, Lloyd Torchio, and Laurie Niemi
1959: Jim Sutherland
 Assistants: Bob Gambold, Laurie Niemi, Roy Carlson and Tom Parry
1960: Jim Sutherland
 Assistants: Bob Gambold, Laurie Niemi, Roy Carlson, Tom Parry and Ray Blier
1961: Jim Sutherland
 Assistants: Roy Carlson, Ray Blier, Ed Cody, Chuck Chatfield and Russ Hampton
1962: Jim Sutherland
 Assistants: Ray Blier, Chuck Chatfield, Russ Hampton, Rod Enos and Gerry Okuneff
1963: Jim Sutherland
 Assistants: Ray Blier, Russ Hampton, Rod Enos, Jerry Martin and George Porter
1964: Bert Clark
 Assistants: Laurie Niemi, King Block, Rowland "Red" Smith, Joe Marvin, Jim Shanley and John Nelson
1965: Bert Clark
 Assistants: Laurie Niemi, King Block, "Red" Smith, Joe Marvin, Jim Shanley and John Nelson
1966: Bert Clark
 Assistants: Laurie Niemi, King Block, "Red" Smith, Jim Shanley, John Nelson and Sam Adams
1967: Bert Clark
 Assistants: Laurie Niemi, King Block, "Red" Smith, Jim Shanley, John Nelson and Sam Adams
1968: Jim Sweeney
 Assistants: Sam Jankovich, Robert "Pinky" Erickson, Jim Erkenbeck, Allyn "Sonny" Holland, Jim Shanley, Don Lindsey and Hugh Campbell
1969: Jim Sweeney
 Assistants: Sam Jankovich, Jim Shanley, Don Lindsey, Jim Erkenbeck, Bob Simpson, "Pinky" Erickson, and Walt Cubley
1970: Jim Sweeney
 Assistants: Sam Jankovich, Jim Shanley, Jim Erkenbeck, Bob Simpson, "Pinky" Erickson, Walt Cubley and Roosevelt Ellerbe
1971: Jim Sweeney
 Assistants: Sam Jankovich, Jim Erkenbeck, Bob Simpson, Leon Burnnett, Joe Tiller, and Keith Lincoln, Walt Cubley

1972: Jim Sweeney
 Assistants: Bob Simpson, Joe Tiller, Walt Cubley, Keith Lincoln, Ray Braun, Larry Donovan, Bill Cords, Jack Elway and Ron Mims
1973: Jim Sweeney
 Assistants: Bob Simpson, Joe Tiller, Walt Cubley, Ray Braun, Larry Donovan, Jack Elway, Bill Cords and Ron Mims
1974: Jim Sweeney
 Assistants: Walt Cubley, Larry Donovan, Jack Elway, Bill Cords, Ron Mims, Tom Keele, Mike Price and Dick Roach
1975: Jim Sweeney
 Assistants: Larry Donovan, Jack Elway, Bill Cords, Tom Keele, Ron Mims, Mike Price and Dick Roach
1976: Jackie Sherrill
 Assistants: Bob Leahy, Howard Tippet, Bill Cords, Dave Walker, Mike Price, Dave Campo, Ron Kirby, and Michael Church
1977: Warren Powers
 Assistants: Dick Beechner, Mike Price, Dave Walker, Jim Walden, Rich Glover, John Faiman, Michael Church, and Zaven Yaralian
1978: Jim Walden
 Assistants: Mike Church, Gary Gagnon, Rich Glover, Lindsay Hughes, Steve Morton, Pat Ruel, Al Sandahl, Dave Walker, Jerry Wamsley, and Ken Woody
1979: Jim Walden
 Assistants: Dave Elliott, Gary Gagnon, Rich Glover, Lindsay Hughes, Steve Morton, Pat Ruel, Dave Walker, Harold Wheeler, and Ken Woody
1980: Jim Walden
 Assistants: Dave Elliott, Gary Gagnon, Rich Glover, Lindsay Hughes, Steve Morton, Bob Padilla, Scott Ricardo, Pat Ruel, and Ken Woody
1981: Jim Walden
 Assistants: John Daniels, Dave Elliott, Gary Gagnon, Lindsay Hughes, Steve Morton, Bob Padilla, Pat Ruel, Melvin Sanders, Harold Wheeler, Ken Woody
1982: Jim Walden
 Assistants: Jim Burrow, Dave Elliott, Jon Fabris, Gary Gagnon, Lindsay Hughes, Steve Morton, Melvin Sanders, Harold Wheeler, Del Wight, and Ken Woody
1983: Jim Walden
 Assistants: Jim Burrow, Dave Elliott, Jon Fabris, Gary Gagnon, Lindsay Hughes, Steve Morton, Mel Sanders, Del Wight, and Ken Woody
1984: Jim Walden
 Assistants: Jim Burrow, Dave Elliott, Jon Fabris, Gary Gagnon, Lindsay Hughes, Steve Morton, Mel Sanders, Del Wight, and Ken Woody
1985: Jim Walden
 Assistants: Jim Burrow, Dave Elliott, Jon Fabris, Gary Gagnon, Lindsay Hughes, Steve Morton, Mel Sanders, Del Wight, and Ken Woody
1986: Jim Walden
 Assistants: Jim Burrow, Dave Elliott, Jon Fabris, Gary Gagnon, Lindsay Hughes, Steve Morton, Robin Ross, Mel Sanders and Ken Woody
1987: Dennis Erickson
 Assistants: Dave Arnold, Bob Bratkowski, Craig Bray, Tom Everson, Bob Karmelowicz, Tim Lappano, Gregg Smith, John Smith, and Alex Wood
1988: Dennis Erickson
 Assistants: Dave Arnold, Bob Bratkowski, Craig Bray, Tom Everson, Bob Karmelowicz, Tim Lappano, Gregg Smith, John Smith, and Alex Wood
1989: Mike Price
 Assistants: Joe Tiller, Mike Zimmer, Gerald Carr, Bill Diedrick, Bill Doba, Tim Lappano, Larry Lewis, John McDonell, and Jim Zeches

1990: Mike Price
 Assistants: Joe Tiller, Mike Zimmer, Gerald Carr, Bill Diedrick, Bill Doba, Tim Lappano, Larry Lewis, John McDonell, and Jim Zeches
1991: Mike Price
 Assistants: George Yarno, Mike Zimmer, Ted Williams, Del Wight, Bill Doba, Tim Lappano, Larry Lewis, John McDonell, and Jim Zeches
1992: Mike Price
 Assistants: Bill Doba, Mike Zimmer, Ted Williams, Mike Levenseller, Larry Lewis, John McDonell, Andre Patterson, George Yarno, and Jim Zeches
1993: Mike Price
 Assistants: Bill Doba, Mike Zimmer, Ted Williams, Mike Levenseller, Larry Lewis, John McDonell, Andre Patterson, George Yarno, and Jim Zeches
1994: Mike Price
 Assistants: Larry Lewis, Bill Doba, John McDonell, Craig Bray, Buzz Preston, Mike Levenseller, Gary Emanuel, George Yarno, and Jim Zeches
1995: Mike Price
 Assistants: Craig Bray, Bill Doba, Gary Emanuel, Mike Levenseller, Larry Lewis, Lawrence Livingston, John McDonell, Buzz Preston, Jim Zeches.
1996: Mike Price
 Assistants: Craig Bray, Bill Doba, Gary Emanuel, Mike Levenseller, Larry Lewis, Lawrence Livingston, John McDonell, Buzz Preston, Jim Zeches.
1997: Mike Price
 Assistants: Craig Bray, Bill Doba, Mike Levenseller, Larry Lewis, Lawrence Livingston, John McDonell, Buzz Preston, Mike Walker, Jim Zeches.
1998: Mike Price
 Assistants: Craig Bray, Bill Doba, Kasey Dunn, Mike Levenseller, Larry Lewis, John McDonell, Eric Price, Mike Walker, Jim Zeches.
1999: Mike Price
 Assistants: Robb Akey, Craig Bray, Bill Doba, Kasey Dunn, Mike Levenseller, JohnMcDonell, Eric Price, Mike Walker, Jim Zeches.
2000: Mike Price
 Assistants: Robb Akey, Chris Ball, Bill Doba, Kasey Dunn, Mike Levenseller, JohnMcDonell, Eric Price, Mike Walker, Jim Zeches.
2001: Mike Price
 Assistants: Robb Akey, Chris Ball, Bob Connelly, Bill Doba, Kasey Dunn, Mike Levenseller, Aaron Price, Mike Walker, Robin Pflugrad.
2002: Mike Price
 Assistants: Robb Akey, Chris Ball, Bob Connelly, Bill Doba, Kasey Dunn, Mike Levenseller, Robin Pflugrad, Aaron Price, Mike Walker.
2003: Bill Doba
 Assistants: Robb Akey, Leon Burnnett, Ken Greene, Mike Levenseller, Robin Pflugrad, Timm Rosenbach, Kelly Skipper, Mike Walker, George Yarno
2004: Bill Doba
 Assistants: Robb Akey, Leon Burnnett, Ken Greene, Mike Levenseller, Robin Pflugrad, Timm Rosenbach, Kelly Skipper, Mike Walker, George Yarno
2005: Bill Doba
 Assistants: Robb Akey, Leon Burnnett, Ken Greene, Mike Levenseller, Robin Pflugrad, Timm Rosenbach, Kelly Skipper, Mike Walker, George Yarno
2006: Bill Doba
 Assistants: Robb Akey, Leon Burnnett, Ken Greene, Mike Levenseller, Greg Peterson, Timm Rosenbach, Kelly Skipper, Mike Walker, George Yarno
2007: Bill Doba
 Assistants: Steve Broussard, Leon Burnnett, Mike Levenseller, Marty Long, Greg Peterson, Timm Rosenbach, Mike Walker, Dave Walkosky, George Yarno

(Teams in bold are the 2008 opponents)

FIRST-LAST GAME	SCHOOL	WSU WON	WSU LOST	WSU TIED	WSU POINTS	POINTS AGAINST	PERCENT WSU WINS
1930-1930	Alabama, University of (Rose Bowl)	0	1	0	0	24	.000
1963-2007	Arizona, University of	13	22	0	780	897	.371
1960-2007	Arizona State University	12	20	2	825	930	.375
1963-1980	Army	1	1	1	52	62	.500
2006-2006	Auburn	0	1	0	14	40	.000
1984-1984	Ball State	1	0	0	16	14	1.000
1952-2006	Baylor University	2	3	0	45	79	.400
1906-1907	Blair Business College	2	0	0	97	0	1.000
1908-1913	Bremerton Navy	2	0	0	70	12	1.000
1981-1990	Brigham Young	1	2	0	118	129	.333
1997-2001	Boise State	4	0	0	174	77	1.000
1915-1915	Brown University (Rose Bowl)	1	0	0	14	0	1.000
1919-2007	California, University of	25	39	5	1211	1577	.391
1926-1932	College of Idaho	7	0	0	315	12	1.000
1981-2004	Colorado, University of	2	4	0	109	121	.333
1896-1896	Company C-NGW	1	0	0	24	0	1.000
1909-1960	Denver, University of	0	2	0	32	39	.000
1934-1934	Detroit, University of	0	1	0	0	6	.000
1907-1908	Eastern Washington State University	2	0	0	119	0	1.000
1987-1994	Fresno State	3	1	0	134	98	.750
1911-1941	Gonzaga University	18	5	3	497	120	.750
2005-2005	Grambling State University	1	0	0	48	7	1.000
1925-1999	Hawaii, University of	2	1	0	61	41	.667
1925-1925	Honolulu All-Stars	1	0	0	24	7	1.000
1929-1929	Honolulu Townies	1	0	0	12	0	1.000
1959-1988	Houston, University of	2	1	0	63	61	.667
1894-2007	Idaho, University of	70	17	3	1917	728	.805
1969-1998	Illinois, University of (Urbana-Champaign)	5	2	0	168	114	.714
1961-1965	Indiana University (Bloomington)	2	1	0	36	55	.667
1953-1969	Iowa, University of	1	3	1	81	149	.300
1955-1977	Kansas, University of	2	7	0	110	218	.222
1896-1905	Lewiston	4	1	1	102	18	.750
1997-1998	Louisiana-Lafayette	2	0	0	121	7	1.000
1983-1997	Michigan, University of	0	4	0	65	126	.000
1942-1977	Michigan State University	2	5	0	95	103	.286
1965-1988	Minnesota, University of (Minneapolis)	3	2	0	111	111	.600
1961-1961	Missouri, University of (Columbia)	0	1	0	6	28	.000
1903-1995	Montana, University of	32	2	0	886	178	.941
1905-2001	Montana State University	6	0	0	263	84	1.000
1927-1929	Mount St. Charles	1	0	1	44	6	.750
1910-1919	Multnomah Athletic Club (Portland)	2	1	0	58	7	.667
1920-1995	Nebraska, University of (Lincoln)	3	1	0	95	77	.750
2002-2005	Nevada-Reno	2	0	0	86	28	1.000
1978-1991	Nevada-Las Vegas	4	0	0	149	62	1.000
2003-2004	New Mexico	2	0	0	44	30	1.000
1958-1958	Northwestern University	0	1	0	28	29	.000
2003-2003	Notre Dame	0	1	0	26	29	1.000
1952-1991	Ohio State University	0	7	0	97	274	.000
1938-2003	Oklahoma, University of	0	3	0	14	83	.000
1951-1952	Oklahoma State University	2	0	0	36	20	1.000
1901-2007	Oregon, University of	38	40	7	1473	1603	.487
1903-2007	Oregon State University	47	42	3	1520	1338	.527
1953-1993	Pacific, University of (Stockton)	8	5	0	308	171	.615
1902-1924	Pacific, University of (Oregon)	2	1	0	89	6	.667
1947-1948	Penn State University	0	2	0	6	34	.000

WSU ALL-TIME RECORD VS. OPPONENTS

(Teams in **bold face** are the 2008 opponents)

FIRST-LAST GAME	SCHOOL	WSU WON	WSU LOST	WSU TIED	WSU POINTS	POINTS AGAINST	PERCENT WSU WINS
1995-1995	Pittsburgh	0	1	0	13	17	.000
1947-1947	Portland, University of	1	0	0	35	0	1.000
2008-2008	Portland State University	0	0	0	0	0	--
1903-1936	Puget Sound, University of	3	0	1	176	6	.875
2007-2007	San Diego State	1	0	0	45	17	1.000
1955-1996	San Jose State University	7	4	1	334	166	.625
1951-1951	Santa Clara, University of	1	0	0	34	20	1.000
1942-1942	Second Air Force	0	0	1	6	6	.000
1921-2007	Southern California, University of	8	55	4	858	1962	.149
1895-1907	Spokane Athletic Club	7	0	0	151	12	1.000
1894-1905	Spokane High School	2	1	0	91	18	.667
1908-1908	Spokane YMCA	1	0	0	33	0	1.000
1907-1907	St. Louis University	1	0	0	11	0	1.000
1934-1935	St. Mary's College (California)	0	1	1	13	16	.000
1936-2007	Stanford University	25	32	1	1214	1624	.440
1979-1979	Syracuse University	0	1	0	25	52	.000
1992-1996	Temple	2	0	0	89	44	1.000
1980-1994	Tennessee	1	4	0	114	113	.200
1954-2003	Texas, University of	1	2	0	50	101	.333
1941-1942	Texas A&M University	0	2	0	0	28	.000
1953-1990	Texas Christian University	1	1	0	28	24	.500
1963-1964	Texas Tech University	0	2	0	17	44	.000
1931-1931	Tulane University	0	1	0	14	28	.000
1928-2007	UCLA	18	35	1	1036	1487	.343
1966-2000	Utah, University of	5	5	0	273	273	.500
1949-1961	Utah State University	2	1	0	93	40	.667
1930-1965	Villanova University	2	0	0	37	14	1.000
1900-1900	Walla Walla Athletic Club	1	0	0	5	0	1.000
1900-2007	Washington, University of	30	64	6	1391	2117	.333
1897-1929	Whitman College	18	3	1	366	104	.841
1905-1935	Willamette University	2	1	0	66	11	.667
1976-1976	Wisconsin	0	2	0	47	77	.000
1962-1990	Wyoming, University of	3	2	0	113	128	.600
1909-1909	Whitworth of Tacoma	1	0	0	38	0	1.000
1917-1917	362nd Infantry	0	0	1	0	0	.000

Mel Hein, arguably WSU's best football player of all time, has been winning awards since his playing days in the late 1920s. Even after his death in 1992, Hein is collecting awards and recognition.

Hein was an All-American and member of WSU's 1931 Rose Bowl team. He then went on to an amazing career with the New York Giants. Despite having not played since 1945 and obviously not seen by most of today's players, coaches and fans, Hein's legend status lives on.

The latest honor accorded Hein was his selection to the Walter Camp Foundation's All-Century College Football Team. The 20th century was just drawing to a close in December, 1999, when the who's who of college football players was announced and there was Hein's name as one of the three greatest centers to ever play the college game.

In addition, Hein has also been picked to professional football's all-time team and is a member of the College Football Hall of Fame and the Pro Football Hall of Fame.



90 Dorian Boose, DE, 6-6, 282, Tacoma, Henry Foss 1996-97
 99 Eric Boose, DT, 6-2, 281, Tacoma, Foss 1999
 52 Robert Booth, DE, 6-2, 242, Pasco, Pasco 1993-95
 66 Steven Boots, MG, 6-2, 215, Sun Valley, Calif., Poly 1965-67
 82 Boone Borden, WR, 6-0, 187, Orting, Orting 1991-92
 95 Rod Bourke, DT, 6-3, 232, Aberdeen, Aberdeen 1984
 85 William B. Bowen, G, 6-0, 190, Chicago, Ill. 1949-51
 20 Al Bowens, RB, 5-10, 166, Boise, Idaho, Boise 1980-81
 23 Richard Bower, FB, 5-11, 205, Great Falls, Mont.. Great Falls 1950-52
 80 Cody Boyd, TE, 6-8, 264, Bellingham, Ferndale 2003-06
 98 Bryan Boyer, DT, 6-4, Lapwai, Idaho, Lapwai 2002, 04
 26 James Boylan, RH, 6-1, 170, Van Nuys, Calif., Van Nuys 1960-61
 16 James Boyle, Q, 5-10, 177, Seattle 1941-42
 4 Lee Braach, SLB, 6-1, 192, Des Moines, Mt. Rainier 1975
 12 Tyron Brackenridge, CB, 6-0, 186, Ontario, Calif., Upland 2004, 2006
 72 Harold Bradford, DT, 6-2, 248, New Orleans, La., Wenatchee 1971
 30 Nate Bradley, CB, 5-10, 186, Santa Ana, Calif, Saddleback 1980-81
 44 Melvin Brady, HB, 6-2, 198, Buttonwillow, Calif., Buttonwillow 1964-65
 13 Adam Braidwood, DE, 6-4, 264, Delta, BC, Seaquam 2002-05
 63 Allen Branco, LB, 6-0, 205, San Leandro, Calif., San Leandro 1961-62
 99 Mike Branigan, OLB, 5-11, 203, Santa Monica, Calif., Palisades 1978-79
 8 Thomas Branigan, RG, 5-9, 184, Seattle, Seattle Prep 1940-42
 75 Gary Branson, DT, 6-3, 223, Spokane, Shadle Park 1969-70
 13 Bob Bratkowski, SE, 6-1, 185, Spoken Bay, Wis., Premontrre 1974-76-77
 37 Dennis Braun, WLB, 6-2, 215, Corvallis, Ore. 1979
 14 Stanley Bray, F, 170 1923
 46 Frederick C. (Bobo) Brayton, G, 5-9, 180, Birdsviiew, Hamilton 1947-49
 49 Fritz Brayton, WR, 6-1, 195, Pullman, Pullman 1971-73
 77 Buzz Brazeau, OT, 6-5, 260, Pullman, Pullman 1969-71
 53 Joe Brazeau, LB, 6-2, 213, Seattle, Seattle Prep 1993
 80 John Breland, SE, 6-0, 200, Seattle, Garfield 1982-84
 7 Earl Brenneis, RH, 5-11, 176, Onalaska 1941-42
 9 Edwin Brett, E, 6-2, 194, Lewiston, Idaho 1933-35
 10 Alex Brink, QB, 6-3, 207, Eugene, Ore., Sheldon 2004-07
 9 Lance Broadus, DE, 6-2, 226, Woodland Hills, Calif., Taft 2005-07
 72 Herman (Joe) Brocker, T, 6-2, 210, Marysville, Marysville 1964
 75 Jerald Brockey, T, 5-8, 205, Seattle Lincoln 1953-55
 David Brodie 1895
 37 Robert Brodie, FB, 5-9, 180, Palos Verdes, Calif., El Segundo 1962
 B. Brooks 1915
 Ray Brooks 1903
 4 Rudy Brooks, HB, 5-10, 155, Hayward, Calif., Hayward 1952
 78 Ted Brose, T, 6-2, 205, Port Orchard, South Kitsap 1952-54
 19 Jack Brossman, FS, 6-0, 198, Bothell, Bothell 1976, 78
 31 Steve Broussard, RB, 5-7, 210, Los Angeles, Calif., Manual Arts 1987-89
 60 Angelo Brovelli, T, 5-11, 215, Burbank, Calif., Burbank 1957-58
 20 Bob Brown, C, 186, Spokane, Lewis & Clark 1934
 38 Brandon Brown, LB, 6-2, 223, Pacific, Auburn 1998
 16 Cedrick Brown, RCB, 5-10, 178, Compton, Calif., Compton 1983-85
 53 Dave Brown, LB, 6-2, 210, Royal City, Royal City 1975-76
 Elmer Brown 1899
 40 Frederick Brown, E, 6-2, 183, Glendale, Calif. 1937-38
 9 Isaac Brown, DE, 6-3, 222, Upland, Calif., Claremont 2000-04
 8 Kevin Brown, RB, 6-3, 220, West Covina, Calif., Baldwin Park 1998
 99 Marlin Brown, DE, 6-3, 253, Foster City, Calif., Aragon 1987-89
 22 Philip Brown, G, 178, Vancouver, Vancouver 1922-23
 W. V. Brown 1916
 44 John Browne, HB, 5-10, 185, San Bruno, Calif., Capuchino 1961-63
 94 Mkristo Bruce, DE, 6-7, 249, Renton, Liberty 2003-06
 33 Chris Bruhn, RB, 6-3, 221, Woodland, Calif., Woodland 2003-04
 44 Gordon Brunswick, F, 6-2, 200, Tacoma, Lincoln 1947-48
 Arthur Bryan 1906-08
 Richard Bryan, 6-2, 225, Baldwin Park, Calif. 1972
 80 Anthony Buchanan, WR, 5-8, 170, Spokane, University 2001
 Lyle Buck 1909-10
 29 Archie Buckley, QB, 5-8, 150, Colville, Colville 1927-29
 Robert Bucklin 1897
 88 Ron Bull, TE, 6-5, 215, Oak Harbor, Oak Harbor 1975-78
 5 Michael Bumpus, WR, 6-0, 194, Culver City, Calif., Culver City 2004-07
 54 Jerry Burkhalter, MLB, 6-0, 208, Renton, Renton 1971-73
 10 Robert Burkhart, QB, 5-11, 195, Kellogg, Idaho, Kellogg 1951-53
 6 Joe Burks, C, 169, Walla Walla, Walla Walla 1922-23
 22 Anthony Burnett, DB, 5-10, 180, Upland, Calif., Claremont 2002
 20 Deon Burnett, RB, 5-11, 212, Upland, Calif., Claremont 1999
 27 Greg Burns, CB, 5-10, 175, Los Angeles, Calif., Dorsey 1991-93, 95

64 Melvin Burrell, LB, 6-0, 195, Tacoma, Franklin Pierce 1967-69
 82 Sam Burris, WR, 6-2, 187, Los Angeles, Calif., Gardena 1983-84
 3 Lorenzo Bursey, CB, 5-8, 175, Long Beach, Calif., Long Beach Poly 2005
 5 Angelo Busato, T, 6-1, 196, Renton 1931-33
 32 Sam Busch, SLB, 6-1, 197, Colton, Colton 1976, 78-79
 66 Steve Busch, LB, 6-2, 225, Colton, Colton 1969-71
 94 Tony Busch, OLB, 6-0, 200, Colton, Colton 1979
 48 Lewis Bush, DE, 6-3, 239, Tacoma, Washington 1988-89, 91-92
 5 Mike Bush, WR, 6-6, 210, Riverside, Calif., Meridian 2001-02
 52 Roy Busse, G, 6-1, 210, Bremerton, East 1961-63
 62 John Byers, E, 190, Spangle, Spangle 1931
 70 Bobby Byrd, OL, 6-7, 308, Oceanside, Calif., Oceanside 2004-07

C

10 Dennis M. Cadigan, S, 5-11, 190, Seattle, Garfield 1964, 66-67
 17 Frank Cady, E, 157, Seattle 1924
 29 Paul Callow, H, 5-7, 155, Bremerton 1937-38
 22 Richard Calvin, RB, 6-0, 210, Santa Ana, Calif., Santa Ana Valley 1983-84-87
 55 Melvin Camarena, DT, 6-2, 275, E. Palo Alto, Calif., Carlmont 1999-00
 7 Walter Camp, T, 6-1, 190, LaCrosse 1930-32
 86 Hugh Campbell, E, 6-1, 180, Saratoga, Calif., Los Gatos 1960-62
 35 Jerry Campbell, LH, 5-8, 175, Castro Valley, Calif., Castro Valley 1960-61
 18 Robert D. Campbell, G, 6-1, 198, Enumclaw, Enumclaw 1935
 7 Robert S. Campbell, T, 6-3, 192, Malone 1936
 9 Terry Campbell, HB, 5-11, 175, Spokane, Rogers 1952-53
 44 Francis Cano, F, 6-0, 195, San Francisco, Calif., Poly 1958-60
 81 Tom Caraher, DT, 6-4, 230, Vashon, Vashon 1972
 Edward Cardwell 1900-04
 51 Herbert Carlson, C, 6-0, 195, Newberry, Mich., Newberry 1951,53
 32 Delbert Carmichael, FB, 6-1, 205, Yakima, Davis 1967-68
 89 Brett Carolan, TE, 6-4, 244, Novalto, Calif., San Martin 1990-93
 17 Chad Carpenter, WR, 6-0, 204, Weiser, Idaho, Weiser 1993-96
 16 Jason Carr, WR, 5-10, 162, Inglewood, Calif., Morningside 1987
 34 Paul Carr, RB, 6-0, 209, Bellevue, Interlake 1988-91
 91 Ben Carrillo, ILB, 6-0, 231, West Covina, Calif., West Covina 1982-83, 85
 36 Mike Carter, SS, 6-1, 190, Seattle, Garfield 1972-74
 9 Clete Casper, QB, 6-3, 192, Seattle, Issaquah 1979-82
 Cecil Cave 1906-09
 68 Ernest Cecaci, LG, 5-11, 205, Oakland, St. Mary's 1949
 30 Vern Chamberlain, FB, 6-1, 219, Longview, Longview 1973-75
 77 Mark Chandless, C, 6-2, 230, La Crescenta, Calif., Crescenta Valley 1976-78
 16 Derek Chapman, QB, 6-4, 220, Chula Vista, Calif., Chula Vista 1993-94
 44 Erwin Chappel, LCB, 5-11, 180, Seattle, O'Dea 1983-86
 20 Albert Charlton, HB, 5-11, 195, Spokane, Gonzaga Prep 1950-52
 24 Rick Chase, WR, 6-0, 183, Olympia, Olympia 1984-86
 42 Ron Cheatham, TB, 5-9, 185, Harbor City, Calif., Harbonne 1973-74
 Edward Cheeley 1908
 Philip Cherry 1907-09
 6 Stephen Chester, E, 6-2, 180, Tacoma 1928
 31 Ron Childs, LB, 6-1, 210, Kennewick, Kamiaken 1991-94
 Henry Chittenden 1894
 68 Bryan Christu, OG, 6-2, 281, Vancouver, BC, College Prep 1996
 65 Lorin Christie, G, 6-3, 215, Jacksonville, Ore., Medford 1960-62
 51 Gary Christensen, DT, 6-2, 205, Walla Walla, Walla Walla 1967
 80 Jeff Christensen, WR, 5-10, 181, Spokane, Mead 1985
 14 Lawrence Christensen, RT, 5-10, 194, Seattle 1942, 47
 Theo Christofferson 1933-35
 43 Dennis Clancy, SS, 6-1, 190, Tacoma, Bellarmine 1972-74
 Asa Clark 1911, 14-15
 52 John Clark, C, 6-1, 195, Wallowa, Ore., Wallowa 1955
 63 Philip Claymore, LG, 6-0, 190, Marysville, Marysville 1946-48
 8 Desmond Clayton, WR, 5-10, 160, Sacramento, Calif., Grant 1989-90
 24 Jason Clayton, RB, 5-10, 189, Las Vegas, Nev., Chaparral 1995-98
 John Clemens 1894-97
 67 Rob Cleveland, DT, 6-4, 250, Bakersfield, Calif., West Bakersfield 1984-86
 89 Gail Cogdill, E, 6-2, 185, Spokane, Lewis and Clark 1957-59
 20 Stanley Colburn, F, 6-0, 195, Spokane, North Central 1931-32
 39 Eddy Coleman, H, 5-9, 168, Seattle, Lincoln 1948
 27 Erik Coleman, DB, 5-10, 193, Spokane, Lewis and Clark 2000-03
 75 Robert Colleran, T, 6-0, 230, Prosser, Prosser 1960-61
 10 Benton Collins, G, 6-0, 194, Abilene, Texas 1937-38
 41 Jed Collins, TE, 6-2, 251, San Juan Capistrano, Calif. (Mission Viejo) 2004-07
 95 Ken Collins, DT, 6-3, 230, Cashmere, Cashmere 1978-81
 25 Milford Collins, G, 6-0, 190, Hoquiam 1939-40

55 Donald Knapp, G, 6-0, 204, Pullman, Pullman 1938-39
 Charles Knight 1910
 70 Gary Knight, DT, 6-3, 220, Montgomery, Ala., Sidney Lanier 1976
 71 Billy Knotts, OL, 6-7, 283, Vancouver, Columbia River 2000-02
 98 David Knuff, TE, 6-3, 240, Huntington Beach, Calif., Mater Dei 1993-96
 60 Dale Knuth, G, 5-11, 195, Ritzville, Ritzville 1962-64
 5 Joe Koenig, HB, 168, Olympia 1924-26
 85 Otto Kofler, RE, 6-0, 175, Chewelah, Chewelah 1947-49
 56 Tomasi Kongaika, DL, 6-1, 300, Anchorage, Alaska, West 1999-00, 02
 93 Kevin Kooyman 2006-07
 51 James Krakoski, OLB, 6-2, 227, Fremont, Calif., Mission San Jose 1983-86
 19 Fred Kramer, T/C, 175, Colton 1924-26
 76 Laurence Kramer, T, 6-3, 210, Toppenish, Toppenish 1948
 12 Peter Kramer, E, 170, Pullman, Pullman 1923
 70 Wallace Kramer, RE, 6-0, 190, Toppenish, Toppenish 1942, 46
 6 William Kramer, HB, 160, Colton 1923-25
 44 William Kramer, F, 5-10, 180, Clarkston, Clarkston 1954-55
 86 Tim Krause, TE, 6-2, 206, Anaheim, Calif., Cypress JC 1972-73
 72 Ken Kuiper, OT, 6-5, 275, Spokane, Gonzaga Prep 1986-88

L

21 Don LaBomme, FB, 6-0, 216, Pacoima, Calif., Alemany 1981, 83
 61 Curt Ladines, C, 6-2, 250, Seattle, Highline 1983-85
 21 Porter Lainhart, HB, 6-0, 180, Goldendale, Goldendale 1928-30
 Jesse Laird 1908-10
 62 Del LaLuc, OT, 6-4, 243, Brisbane, Calif., Riordan 1974-76
 Keith L. Lamb, T, 5-10, 190, Pasco, Pasco 1949
 90 Nick Lambert, K, 5-11, 200, Bothell, Bothell 2000-01
 55 Blain Lamoureux, LB, 6-0, 210, Calgary, Alberta 1972
 83 Jeff Lamson, TE, 6-4, 225, Sunnyvale, Calif., Homestead 1984-85
 18 Shawn Landrum, DB, 5-10, 186, Long Beach, Calif., Long Beach Poly 1985-88
 A. Langdon 1913-16
 78 Brian Lange, DE, 6-4, 220, Tacoma, Curtis 1969-71
 84 Ronald Langhans, LB, 5-11, 205, Aberdeen, Aberdeen 1960-62
 27 Loren Langley, K, 5-8, 153, Puyallup, Puyallup 2004-06
 10 Jay Languelin, DB, 6-2, 195, Port Orchard, South Kitsap 1987-89
 82 Andy Largent, WR, 5-11, 192, Spokane, Shadle Park 2006
 42 Don Larkin, H, 6-0, 198, Seattle, Highline 1950
 Charles Larking 1897-98
 66 Gary Larsen, LB, 6-1, 216, Seattle, Ingraham 1972-74
 68 Erik Larson, OG, 6-4, 277, Olympia, Capital 1998-00
 67 Robert E. Larson, OG, 6-1, 220, Coupeville, Coupeville 1964-66
 65 Tom Larsen, OG, 6-3, 220, Tacoma, Bellermine 1975-78
 William Lasher 1900-02
 56 Brad Lawson, DT, 6-3, 300, Sacramento, Calif., Grant 1996-97
 40 Andy Lazor, C, 6-1, 190, Buckley, White River 1946-47
 85 Pete Lazzarini, DE, 6-4, 228, Port Chicago, Calif., Sam DeVito 1969-70
 16 Ryan Leaf, QB, 6-6, 240, Great Falls, Mont., Russel 1995-97
 37 Roger LeClerc, R, 6-1, 187, Olympia, Olympia 1970
 91 Mark Ledbetter, LB, 6-4, 238, Tacoma, Puyallup 1986-89
 42 Ron Lee, SS, 5-11, 188, Tulare, Calif., Tulare Union 1985-88
 Walter Lehorn 1904
 53 Doug Leifeste, C, 5-11, 205, Sunnyside, Sunnyside 1953-55
 89 Chris Leighton, TE, 6-4, 224, Spangle, Liberty 1985-87
 92 Vince Leighton, TE, 6-3, 232, Spokane, Liberty 1982-84
 57 Garth Leisy, G, 5-10, 181, Stockton, Calif. 1933-34
 12 Ward Leland, PK, 6-0, 190, Spokane, Lewis and Clark 1981
 68 Dave Lemke, OT, 6-2, 250, Monroe, Sultan 1976-77
 62 Mike Lemke, OG, 6-2, 240, Monroe, Sultan 1977-78
 38 Bob Leslie, LB, 6-2, 197, Spokane, Lewis and Clark 1969-71
 55 Vaughn Lesuma 2007
 21 Mike Levenseller, SE, 6-1, 180, Tacoma, Curtis 1975-77
 31 Jim Lewis, FB, 6-2, 236, Daley City, Calif., Westmoor 1972-73
 75 Ron Lewis, OL, 6-3, 299, Los Angeles, Calif., Dorsey 1993-94
 88 Santana Lewis, WR, 5-9, 170, Miami, Fla., Miami Beach 1993
 75 Sam Lightbody, OL, 6-9, 328, Huntington Beach, Calif., H. Beach 2001-04
 22 Keith P. Lincoln, HB, 6-2, 208, Monrovia, Calif., Monrovia 1958-60
 27 Rian Lindell, K, 6-3, 245, Vancouver, Mountain View 1997-99
 27 William Linden, Q, 5-8, 146, Everett, 1926-28
 66 Ian Lindner, OG, 6-5, 254, Bellevue, Newport 1985-86
 62 Myke Lindsay, G, 6-1, 197, Missoula, Mont., Missoula 1957-59
 74 Mike Linker, OT-L, 6-6, 245, Sumner, Sumner 1976-77
 22 Bill Lippincott, H, 6-0, 176, Okanogan, Okanogan 1946-48
 77 John Little, OT, 6-3, 275, Raymond, Raymond 1979-80

43 Carl Littlefield, F, 6-0, 191, Plymouth, Calif., 1936-37
 83 Jason Littleton, TE, 6-5, 232, Puyallup, Rogers 1998
 Claude Lobaugh 1903-04
 69 Phil Locker III, OL, 6-5, 305, Eagle River, Alaska, Chugiak 1999-02
 19 Kurt Loertscher, LB, 6-5, 219, Montesano, Montesano 1989-92
 80 Harold Lokovsek, T, 6-3, 190, Enumclaw, Enumclaw 1950-52
 41 Tony Lomax, WR, 6-3, 191, Oakland, Calif., Castelmont; Laney JC 1970-71
 31 Frank Londos, F, 6-1, 201, Tacoma, 1941-42
 54 Curtis Long, OG, 5-8, 190, Prescott, Prescott 1965
 F. W. Long 1894-95
 72 Mickey Long, OL, 6-4, 304, Corona del Mar, Calif., Corona del Mar 1996-98
 88 Rien Long, DL, 6-6, 287, Anacortes, Anacortes 2000-02
 Charles Longstreet 1902-03
 69 Keola Loo, OL, 6-1, 290, Kaneohe, Hawaii, St. Louis 2003
 11 Clarence Loomis, LE, 168, Seattle, Broadway 1920
 49 Jeff Loomis, OLB, 6-1, 226, Roseburg, Ore., Roseburg 1983-85
 Lewis Loomis 1897
 Ray Loomis 1914-16
 84 Chris Love, WR, 6-3, 200, Long Beach, Calif., LB Poly 1993
 Frank Lowden 1894-95
 63 Justin Luafalemana, OL, 6-0, 275, Kaunakakai, Hawaii, Molokai 2006
 57 Ray Luck, QB, 170, Spokane, Lewis & Clark 1930
 40 Wilbur Luft, Q, 150, Endicott 1929-31
 22 Scott Lunde, WR, 6-2, 201, Vancouver, Hudsons Bay 2000-02
 32 Ken Lyday, FB, 6-0, 203, Wichita Falls, Texas, Washington 1969-71
 58 Dan Lynch, OG, 6-4, 265, Spokane, Lewis and Clark 1981-83
 53 Mike Lynch, C, 6-0, 225, Seattle, Hale 1968-70
 65 Pat Lynch, NG, 6-2, 237, Spokane, Lewis and Clark 1981-83
 25 Joseph Lynn, FB, 5-11, 195, Tacoma, Bellarmine 1965-67
 10 Chuck Lyon, QB, 5-11, 188, Saugus, Calif., Sylmar 1975
 A. D. Lyons 1917

M

Walter MacFarlane, E, 6-2, 180, Honolulu, Hawaii, Punahou 1963
 4 Frank Madu, RB, 5-9, 170, San Francisco, Calif., McAteer 1993-95
 3 Mark Maenhout, SE, 6-1, 192, Tacoma, Wilson 1974-75
 77 Boyce Magness, Q, 6-0, 161, Breckenridge, Texas 1933-35
 40 Jeff Magnuson, RB, 6-0, 205, East Wenatchee, Eastmont 1982
 65 Quinn Magnuson, C, 6-5, 270, Saskatoon, Sask., Holy Cross 1989-92
 Franklin T. Mahr 1939
 55 Nate Mallory, DT, 6-3, 285, Kent, Kentridge 2001
 26 Leon L. Mangis, Q, 6-1, 180, Marysville, Marysville 1948
 75 William Mansfield, T, 6-0, 220, Kennewick, Kennewick 1965
 17 Clifford Marker, E, 178, Tacoma 1923-25
 57 Serign Marong, LB, 6-2, 235, Pullman, Pullman 1998-01
 86 Brenden Marshall, TE, 6-5, 251, Longview, R.A. Long 1997
 18 John Marshall, SE, 6-2, 186, Tustin, Calif., Foothill 1983-84
 25 Chris Martin, DB, 6-0, 185, Brooklyn, N.Y., Lincoln 1998, 2000
 51 Denny H. Martin, C, 5-11, 185, Van Nuys, Calif., Van Nuys 1959-60
 87 Edward "Mike" Martin, E, 6-3, 225, Kennewick, Kennewick 1959-61
 26 George Martin, P, 6-3, 193, Hobart, Ind., River Forest 1994-95
 6 Marty Martin, WR, 5-10, 185, Tacoma, Puyallup 2002-05
 23 Mike L. "Mo" Martin, RB, 5-8, 183, Tacoma, Clover Park 1979-81
 2 Milton Martin, QB, 170, Spokane, North Central 1923-25
 Benjamin Mashburn 1899-1901
 William Ed Mashburn 1898
 26 Lyle Maskell, E, 6-0, 180, Spokane, Lewis & Clark 1928-30
 37 Phillip Mast, H, 6-0, 195, Spokane, Rogers 1956-58
 11 Frank Mataya, QB, 5-11, 180, Roslyn, Cle Elum 1947-49
 70 Mark Matthey, DT, 6-2, 278, Spokane, Mead 2005
 10 Dave Mathieson, QB, 6-1, 200, Reseda, Calif., Reseda 1961-63
 61 Austin Matson, DE, 6-3, 262, Everett, Cascade 1997-00
 21 Anthony Matthews, CB, 5-10, 180, Tacoma, Wilson 1998
 32 James Matthews, FB, 6-0, 198, West Covina, Calif., Edgewood 1981-82
 45 Andy Mattingly 2006-07
 49 Bevan Maxey, SE, 6-4, 203, Spokane, Lewis and Clark 1975-77, 79
 79 Robert W. Mayberry, T, 5-11, 195, Seattle, Lincoln 1949-51
 36 Rueben Mayes, RB, 6-0, 200, North Battlefield, Sask., North Battlefield 1982-85
 82 Tyjuan Mayfield, WR, 6-0, 180, San Bernardino, CA, Eisenhower 2001
 51 Chris Maynard, C, 6-3, 230, Auburn, Auburn 1983
 23 Charles McBride, H, 5-10, 173, Puyallup, 1933-35
 66 William McCain, SG, 6-2, 225, Seattle, Franklin 1967-68
 4 Don McCall, CB-R, 6-0, 195, Los Angeles, Calif., Crenshaw 1978-79
 20 Kevin McCall, RB, 5-11, 208, Carson, Calif., Carson 2004, 2006-07

Graham Rock 1912
85 Alexe Rodopoulos, WR, 6-3, 200, Blue Springs, Mo., Blue Springs 1998
35 William (Bud) Roffler, H, 6-1, 185, Spokane, Lewis and Clark 1949-51
17 Gary Rogers 2006-07
52 Scott Rogers, C, 6-2, 224, Snohomish, Snohomish 1978-79
25 Thomas Rogers, RB, 5-8, 191, Tacoma, Clover Park 1988
23 Ted T. Rohwer, Q, 5-11, 168, Spokane, North Central 1926-28
64 Constantino Romero, DT, 6-4, 265, Eureka, Calif., Eureka 1990
74 Andy Roof 2005-06
89 Jerry Roquemore, WR, 5-11, 187, Gahanna, Ohio, Lincoln 1998
55 John Rosano, HB, 6-0, 174, El Cerrito, Calif., Granite Hills 1934-36
21 Deon Rosemond, DB, 5-10, 180, Los Angeles, Calif., Washington 1991
3 Timm Rosenbach, QB, 6-2, 210, Pullman, Pullman 1987-88
99 Bob Ross, RH, 5-11, 170, Carbonado, Buckley 1946
2 Earle Ross, H, 6-0, 176, Honolulu, Hawaii 1937-39
75 Robin Ross, OT, 6-5, 239, Whittier, Calif., Rio Hondo 1974-75
58 Woodrow Ross, T, 6-3, 210, National City, Calif. 1941
11 Thomas E. Roth, QB, 6-1, 195, El Cajon, Calif., Granite Hills 1963-65
60 Dan Rowlands 2005-07
82 John Rowley, E, 6-3, 190, Port Orchard, S. Kitsap 1948, 50-51
37 George Rowswell, T, 6-1, 230, Centralia 1936-39
73 Andrew Roxas 2007
46 Chris Rumburg, C, 6-3, 191, Spokane, West Valley 1936-37
57 Dean Rumburg, C, 6-2, 190, Spokane, West Valley 1946-48
10 John Rushing, FS, 5-10, 208, Merced, Calif., Merced 1991-94
48 Frank Russell, LB, 5-9, 199, Long Beach, Calif., Wilson 1993
51 John Rust, MLB, 6-2, 225, Sandpoint, Idaho, Sandpoint 1987
33 Anthony (Tony) Ryan, RB, 6-0, 205, Oklahoma City, Okla., Tecumseh 2002
17 Mark Rypien, QB, 6-4, 225, Spokane, Shadle Park 1983-85

S

44 Payam Saadat, LB, 6-0, 230, Santa Monica, Calif., Santa Monica 1994
17 Jerry Sage, T, 6-2, 183, Spokane, North Central 1936-37
77 Mike Sage, OG, 6-2, 318, Las Vegas, Nev., Chaparral 1995-98
John R. Sahlberg, G, 5-11, 215, Lone, Calif., Monterey Peninsula JC 1963
96 Taeao Salausa, CB, 6-4, 260, Long Beach, Calif., LB Poly 1997
99 Vince Saldivar, DE, 6-5, 242, Orange, Calif., Servite 1990-93
71 Tino Salinas, OL, 6-6, 282, Dixon, Calif., Dixon 1993
35 Tony Salter, CB, 5-10, 183, Los Angeles, Calif., Duarte 1990-91
11 Samoa Samoa, CB, 6-2, 202, Long Beach, Calif., Carson 1979-80
55 Conrad Sampson, C, 6-1, 171, Everett, Everett 1947
69 Kirk Samuelson, G, 6-4, 256, White Salmon, Columbia 1982-84
2 Roy Sandberg, LE, 175, Bellingham, Bellingham 1920-22
50 George Sander, H, 6-1, 174, Spokane, North Central 1930-32
92 Dwayne Sanders, DE, 6-7, 245, Los Angeles, Calif., Dorsey 1994-95
38 Melvin Sanders, OLB, 6-2, 220, Los Angeles, Calif., Loyola 1976, 78-80
72 Scott Sanderson, OT, 6-6, 296, Concord, Calif., Clayton Valley 1993-96
Colonel Sapp 1895, 97-98, 1902, 04-05
38 Phil Sarboe, Q, 5-10, 160, Tacoma 1931-33
42 Frank Sarno, Q, 5-10, 200, Somerville, Mass., Somerville 1953-55
94 Don Sasa, DT, 6-4, 281, Long Beach, Calif., Long Beach Poly 1992-94
H. Satterthwaite 1913-14
75 Tony Savage, DT, 6-4, 288, San Francisco, Calif., Riordan 1986-89
Walter Savage 1894
3 Moe Sax, Q/H, 148, Walla Walla, Walla Walla 1920-21
53 Kevin Scanlan, C, 6-0, 190, Spokane, North Central 1954
56 Oscar Schaaf, G, 6-0, 185, Oakesdale 1938
Ray Schaaf, E, 6-2, 195, Spokane, Chewelah 1947
33 William Schade, T, 6-3, 190, Vallejo, Calif. 1938-40
32 Peter Schenck, RH, 6-2, 185, Los Angeles, Calif., Hamilton 1959-61
6 Calvin Schexnayder, WR, 5-11, 183, Fresno, Calif., Bullard 1991-92
37 Dwight Scheyer, T, 6-3, 210, Granger, Granger 1934-36
22 Russell Schlee, H, 6-2, 190, San Francisco, Calif. 1939
87 Michael Schmidlen, DE, 6-4, 220, El Paso, Texas, Cortez 1970
R. D. Schnebley 1917, 20
91 Dave Schneider, DL, 6-5, 230, Lynwood, Columbia Basin CC 1979
5 Emmett Schroeder, H, 180, Mt. Vernon 1929-31
26 John Schroeder, G, 183, Pullman, Pullman 1925
85 Warren L. Schroeder, E, 5-11, 195, Kelso, Kelso 1958-60
67 Mike Schuster, OL, 6-5, 258, Richland, Richland 1985
48 Don Schwartz, MLB, 6-2, 195, Santa Clara, Calif., Mitty 1974-77
33 Elmer Schwartz, FB, 5-11, 200, Port Orchard 1928-30
71 Mike Schwarz, OL, 6-30, 295, Winlock, W.F. West 1998-99
74 Milt Schwenk, TB, 6-2, 215, Sunnyside, Sunnyside 1951-53

79 Tim Scoles, DL, 5-11, 243, Mt. Vernon, Spokane Falls CC 1985-86
84 Corey Scott, TE, 6-3, 245, Cerritos, Calif., Gahr 1997-99
23 Rodney Scott, RB, 5-10, 224, Tacoma, Clover Park 1988-89, 91
79 John Scukanec, OL, 6-5, 292, Vancouver, Mountain View 1994-95
47 Cotton Sears, WR, 6-1, 179, Pullman, Pullman 1984-86
80 Jody Sears, WR, 5-11, 170, Pullman, Pullman 1989-90
51 Steve Sebahar, C, 6-3, 250, Pleasanton, Calif., Amador 1980-82
84 Scott Selby, WR, 6-5, 231, Castle Rock, Castle Rock 2006-07
38 Tyler Sellers, CB, 5-10, 173, East Wenatchee, Eastmont 2004
63 Charles Semancik, G, 5-11, 190, Tacoma 1936-37
37 Clement Senn, G, 5-11, 178, Tacoma, Lincoln 1930-32
21 Peter Senuty, E, 6-2, 190, Bellingham 1939
23 William Sewell, LH, 6-0, 170, Tacoma, Lincoln 1939-41
3 Ford Sexton, Q, 5-10, 180, Dunsmuir, Calif. 1939-40
39 Alfonso Shambra, H, 5-11, 172, Los Angeles, Calif. 1931-33
3 Leo Shannon, T, 195, Pullman, Pullman 1922-23
29 P. J. Shank, S, 6-0, 178, Dayton, Ohio, Fairview 1968-69
6 Fred Shavies, DE, 6-2, 260, Oakland, Calif., Fremont 1999-02
44 Josh Shavies, DL, 6-6, 317, Oakland, Calif., Fremont 1999-00, 02-03
81 Edwin E. Shaw, E, 6-0, 190, Spokane, Rogers 1958-60
22 Glen Shaw, TB, 5-10, 180, Yakima, Eisenhower 1966-68
48 Peter Shaw, S, 6-0, 181, Compton, Calif., Pius X 1980-81
82 R. Gerald Shaw, E, 6-2, 190, Calgary, Alberta , Mt. Royal College 1962-64
49 Stanley Shaw, E, 180, Yakima 1930
82 Todd Shaw, DT, 6-6, 278, Portland, Ore., Franklin 1991-94
63 Mike Shelford, OL, 6-2, 275, Seattle, Kings 2001-03
15 Stan Sherer, QB, 6-2, 190, Rancho Cordova, Calif., Rancho Cordova 1972
23 Cole Sheridan, CB, 5-11, 183, Pullman, Pullman 2000-02
88 Richard C. Sheron, E, 6-5, 220, Beaverton, Ore., Beaverton 1964-66
44 Bill Shore, G, 5-11, 201, Stanwood 1937-38
63 Steven Shoun, SLB, 6-3, 206, Caldwell, Idaho, Caldwell 1967-69
5 Larry Sibillia, H, 5-9, 175, Cle Elum 1933-34
10 Brian Sickler, OLB, 6-1, 214, Dallas, Pa., Miami 1978-80
3 Graham Siderius, PK, 6-2, 211, Reno, Nev., McQueen 2003-05
39 Joe Sienko, F, 6-0, 186, PeEll 1936-37
31 Melvin Simmons, LB, 6-1, 210, Compton, Calif., Dominguez 1999-00
17 Randal Simmons, CB, 5-11, 180, Los Angeles, Calif., Fairfax 1976-78
53 Keith Simon, Q, 5-7, 155, Billings, Mont. 1936, 39
69 Matt Simonet, OT, 6-5, 277, Kent, Kentwood 1988-89
90 Robert Simpson, OE, 6-2, 210, Edwall, Reardan 1965-67
24 Robin Sinclair, CG, 6-0, 185, Portland, Ore., Grant 1971-73
2 Frank Skadan, Q, 163, Spokane, North Central 1920-21
39 Brian Skjei, LB, 6-3, 208, Mount Vernon, Mount Vernon 2004
21 Howard Slater, T, 185, Spokane, Deer Park 1922-23
72 Kevin Sloan, OT, 6-7, 263, Costa Mesa, Calif., Estanica 1981-82
48 Fred Small, Q, 6-1, 208, Mead, Mead 1941
24 Courtney Smith, F, 6-0, 175, Seattle 1927-28
73 Dan Smith, OT, 6-4, 258, Bremerton, Olympic CC 1974-75
84 Dustin Smith, TE/OG, 6-4, 255, Kennewick, Kamiaken 1990-92
41 Harold Gus Smith, H, 5-10, 165, Wapato, Wapato 1936-37
91 James D. Smith, DE, 6-3, 210, Brawley, Calif., Brawley 1967-68
5 Jonathan Smith, RB, 5-10, 190, Pasadena, Calif., Narbonne 2002-03
28 Kealan Smith, RB, 6-0, 205, Gig Harbor, Peninsula 2003
63 Mike Smith, C, 6-2, 280, Auburn, Jefferson 1987-90
30 Raonall Smith, LB, 6-2, 241, Gig Harbor, Peninsula 1998-01
21 Richard Smith, TB, 6-3, 205, Norristown, Pa., Norristown 1968-69
62 Ryan Smith, OL, 6-4, 270, Anderson, Calif., Anderson Union 1990
72 Stanley Smith, C, 6-1, 194, Abilene, Texas 1934-36
W. Smith 1913-14
31 Wendell Smith, DB, 5-11, 207, Spokane, Gonzaga Prep 1999, 2002
23 William Smith, G, 180, Sprague 1924-26
75 William M. Smith, T, 6-2, 215, Olympia, Olympia 1948
13 Mike Snow, CB, 6-1, 192, Seattle, Lindbergh 1976-79
24 Tom Solberg, TB, 6-3, 196, Auburn, Auburn 1968
34 Arnold Soley, FB, 5-11, 170, Everett 1929-30
69 George Somnis, G, 6-0, 227, Olympia, Olympia 1957-59
28 Paul Sorensen, CB, 6-0, 189, Walnut Creek, Calif., Northgate 1980-81
92 Gary Southwick, DT, 6-5, 246, Fillmore, Calif., Moorpark JC 1974
81 Ron Souza, TE, 6-2, 205, Castro Valley, Calif., Castro Valley 1967-68
5 Derek Sparks, RB, 6-0, 220, Santa Ana, Calif., Mater Dei 1991-92, 94-95
Eugene Spaulding 1903, 05
25 Harry Speidel, T, 6-2, 190, Seattle 1926-28
22 David Spence, WR, 6-0, 180, Westminster, Calif., Westminster 1994
Robert Spencer 1899
80 Tom Spencer, TE, 6-3, 227, Fremont, Calif., Mission San Jose 1979-82

55 James Vest, LB, 6-4, 250, Puyallup, Puyallup 1967
 90 Nick Volk, DT, 6-2, 230, Spokane, Gonzaga 1985
 52 Ronald E. Vrlcicak, C, 6-2, 218, Beaverton, Ore., Beaverton 1964-66

W

60 Aaron Wagner, LB, 6-3, 250, Lethbridge, Alberta, Lethbridge Sec. 2000, 2003
 42 Tom Wagner, LB, 6-2, 207, Bellevue, Newport 1997-98
 64 Lincoln Walden-Schulz, C, 6-4, 285, Long Beach, Calif., Wilson 1998-99
 19 Eric Waldorf, HB, 185, Kennewick 1923-25
 44 Buddy Waldron, SS, 5-11, 206, Bellevue, Bellevue 1992
 36 Brian (B.T.) Walker, CD, 5-10, 165, Englewood, N.J., Hackensack 2006
 6 Brian Walker, DB, 6-1, 180, Colorado Springs, Colo., Widefield 1994-95
 62 Mike Walker, DT, 6-1, 246, Indianapolis, Ind., Pike 1979, 81
 44 Darroll Waller, H, 6-1, 195, Spokane, Gonzaga 1945
 46 Frank Wallulis, T, 192, Roslyn 1930-31
 46 Bob Walsh, OLB, 6-3, 208, San Marino, Calif., San Marino 1982
 15 Benny Ward 2005-07
 44 William C. Ward, LG, 6-2, 212, Sequim, Sequim 1941-42
 81 Wendell Wardell, T, 6-5, 230, Billings, Mont., Billings 1963
 67 Clyde Warehime, SLB, 6-2, 218, Kent, Kent-Meridian 1971-73
 26 Mike Washington, RB, 5-10, 191, Tacoma, Lakes 1976-78, 80
 22 Talmadge (Duke) Washington, F, 5-11, 190, Pasco, Pasco 1952-54
 2 Jerald Waters, SS, 5-11, 191, Daly City, Calif., Serramonte 1982-84
 32 Brad Watkins, LB, 6-3, 225, Mountain View, Calif., Mountain View 1974
 9 Cedric Watkins, CB, 6-1, 180, Long Beach, Calif., Poly 1976
 66 Frank Watkins, G, 5-10, 190, Pullman, Pullman 1954
 22 Paul Watson, PK, 6-1, 195, Vancouver, B.C., Point Grey Sec. 1977-78
 81 Markham Watt, WR, 6-0, 174, Long Beach, Calif., Gardena 1982
 74 Lee Weatherford, DE, 6-3, 230, Portland, Ore., Douglas 1972-74
 92 Dan Webber, DE, 6-5, 260, Bellevue, Eastside Catholic 1987-90
 66 Larry Weir, G, 5-11, 190, Spokane, Gonzaga Prep 1955
 77 Victor D. Weitz, T, 6-3, 190, Walla Walla, Walla Walla 1952-53
 76 James Welch, G, 5-10, 200, Seattle, Lincoln 1953-55
 26 Cecil Welchko, H, 6-1, 175, Bonners Ferry, Idaho 1936-38
 82 Doug Wellsandt, TE, 6-3, 248, Ritzville, Ritzville 1987-89
 82 Adam West, DE, 6-6, 265, Venice, Calif., Venice 2002-05
 89 Harvey West, E, 6-0, 215, Olympia, Olympia 1959-61
 44 John West, SS, 6-1, 183, Marysville, Granite Falls 1978-81
 Mel West 1903
 94 Kirk Westerfield, DE, 6-7, 280, Benton City, Kiona-Benton 1988-91
 5 Cecil Wetsel, G, 195, Wenatchee, Wenatchee 1922-23
 Harry Wexler 1913, 17
 Herbert Wexler 1905-08
 21 Jim Whatley, WR, 6-0, 172, Bellevue, Interlake 1978-80
 8 Hugh Wheeler, FB, 175, Colfax, Colfax 1922
 57 Brent White, DT, 6-2, 233, Sparks, Nev., Reed 1980-81, 84
 69 Dan White, DT, 6-2, 242, Longview, Morris 1968-69
 "Dud" White 1909
 74 Jamie White, OT, 6-4, 263, Lapwai, Idaho, Lapwai 1981, 84
 13 Jason White, WR, 5-11, 171, Milpitas, Calif., Milpitas 2001
 40 Brian Whiteaker, DE, 6-2, 225, Mill Creek, Jackson 2001
 33 Mark Whitmire, LB, 6-2, 222, Centralia, Charles Wright 1991-92
 88 Brad Whitsell, TE, 6-1, 212, Lake Stevens, Lake Stevens 1979
 Fred Whittaker 1899
 45 Rob Whorley, K, 6-0, 187, Spokane, Mead 1988,90
 34 Mark Wicks, DHB, 6-2, 195, Watertown, S. D., Watertown 1965-67
 75 Tom Wickert, OT, 6-4, 247, San Rafael, Calif., Redwood 1971-73
 13 Jack Wigmore, QB, 5-11, 175, Santa Ana, Calif., Mater Dei 1969-70
 97 Anousith Wilaikul, K, 5-8, 148, Vista, Calif., Vista 2000
 55 Frank Willard, E, 175, Tacoma 1931
 56 Bill Williams, OT, 6-6, 270, Naches, Naches 1984-85
 28 Brian Williams, CD, 6-1, 160, Las Vegas, Nev., Desert Pines 2006-07
 22 Clarence (Clancy) Williams, DB, 6-2, 195, Renton, Renton 1962-64
 98 Clarence (Butch) Williams, TE, 6-2, 236, Seattle, Renton 1989-92
 34 Courtney Williams, DB, 6-1, 200, Los Angeles, Calif., Dorsey 2005-06
 76 Eric Williams, DT, 6-5, 258, Stockton, Calif., St. Mary's 1981-83
 95 Jeremy Williams, DT, 6-5, 284, Spokane, Ferris 2000-02
 33 Jerry Williams, H, 5-10, 166, Spokane, N. Central 1946-48
 8 Marcus Williams, WR, 6-5, 231, Oakland, Calif., Berkeley 1999-00
 20 Mark Williams, TB, 5-8, 170, Seattle, Garfield 1966-68
 31 Ray Williams, RB, 5-9, 173, Pacomia, Calif., San Fernando 1976-79
 42 Robert Williams, FB, 6-1, 207, Compton, Calif., Compton 1980-82
 24 Vaughn Williams, FB, 6-1, 205, Oakland, Calif., Fremont 1974-75
 24 Virgil Williams, DB, 6-1, 195, Tacoma, Curtis, 1999 2001-03


76 Wallace Williams, OT, 6-2, 260, Bakersfield, Calif., Bakersfield JC 1970-71
 77 Alan Williamson, T, 6-2, 205, Kelso, Kelso 1956-57
 22 Michael Willis 2005-06
 25 Charles Wilson, T, 6-0, 190, Ellensburg, Ellensburg 1945
 27 David Wilson, Q, 5-9, 170, Olympia, Olympia 1958
 55 Eboni Wilson, DE, 6-2, 264, Los Angeles, Calif., Jefferson 1998
 13 Jimmy Wilson, WR, 6-1, 205, Phoenix, Ariz., Phoenix Christian 2001
 86 Mike Wilson, WR, 6-2, 203, Carson, Calif., Carson 1978-80
 17 Michael Wimberly, WR, 5-9, 167, Gardena, Calif., El Camino JC 1987-88
 14 William Winans, HB, 164, Walla Walla, Walla Walla 1921
 35 Richard Windham, H, 5-11, 185, No. Hollywood, Calif., Hollywood 1956-57
 74 John Winslow, OT, 6-4, 264, Overland Park, Kan., Shawnee Mission S. 1981-83
 Joe Winston 1894-97
 92 Brian Winter, LB, 6-1, 221, Tacoma, Curtis 2003-04
 71 Cory Withrow, C, 6-4, 275, Spokane, Mead 1994-97
 50 Hap Wolf, C, 6-2, 228, Yelm, Spokane Falls CC 1974
 76 Steve Wolfe, C, 6-4, 304, Puyallup, Puyallup 1989-91, 93
 12 Charles Wood, H, 6-1, 177, Pullman, Pullman 1937-38
 13 Victor Wood, WR, 5-10, 162, Seattle, Franklin 1986-88
 48 Ben Woodard 2005-07
 90 Jeron Woodley, DT, 6-4, 270, San Jose, Calif., Oak Grove 1987-90
 24 James Wooddy, LT, 6-0, 202, Albany, Ore. 1939-41
 Dennis Woods 1896-99, 1901
 94 Troy Woody, WR, 6-3, 205, Vancouver, Evergreen 1997-98
 35 DeMaundry Woolridge, RB, 5-9, 299, Keller, Texas, Keller 2005-06
 61 James C. Wright, T, 6-3, 240, Bellingham, Issaquah 1941-42, 46
 20 Michael Wright, CB, 6-0, 189, Seattle, Kennedy 1988-91
 32 Shaumbe Wright-Fair, RB, 6-0, 219, Seaside, Calif., Monterey 1989-92
 56 Paul Wulf, C, 6-4, 274, Davis, Calif., Davis 1986-89
 72 John Wyffels, T, 6-0, 225, Martinez, Calif., Alhambra 1960-61
 1 Milton Wynn, WR, 6-3, 205, Lancaster, Calif., Antelope Valley 2000

Y

36 Harold Yap, G, 5-11, 180, Honolulu, Hawaii 1929-30
 50 George Yarno, DT, 6-3, 235, Spokane, Ferris 1975-78
 27 Gordon Yeomans, TB, 6-0, 190, Calgary, Alberta, Maning 1971-72
 70 Mark Young, OG, 6-3, 270, Vancouver, Ft. Vancouver 1974-75
 87 Ron Young, WR, 6-3, 210, San Diego, Calif., Henry 1989-90
 21 Stanley Young, G, 173, Spokane 1924-25

Z


7 John Zaepfel, Q, 160, Snohomish, Snohomish 1921-23
 59 Barry Zancck, OT-R, 6-2, 235, Spokane, Spokane Falls 1977
 77 Daryl Zancck, DT, 6-3, 234, Spokane, Ferris 1973
 28 Jack Zane, T, 6-2, 190, Bellingham 1928
 27 John Zaring, RH, 6-1, 195, Walla Walla, Walla Walla 1961
 52 Stanley Zemny, LG, 6-1, 198, Raymond 1921-23
 Clarence Zimmerman, Everett, Everett 1914-17
 41 Farwan Zubedi, WR, 5-10, 171, North Vancouver, BC, Chaffey 1997-00
 36 Walter Zuger, HB, 5-11, 167, Waitsburg 1934-36




HUGH CAMPBELL



Hall of Fame



RICHARD FARMAN



BILL GASKINS, JR.



MEL HEIN



FRANK MATAYA

Applequist, Hack—1989, Football (Player, Coach), Baseball (Coach)

Bailey, Arthur "Buck"—1978, Coach (Baseball)

Bailey, Byron—1986, Football

Bates, Stan—1980, Administrator

Benke, Loren—1984, Track

Berry, Bill—1989, Wrestling, Football

Bishop, Gale—1978, Basketball

Bledsoe, Drew—2002, Football

Bohler, J. Fred "Doc"—1978, Administrator

Bohm, Wilbur—1978, Administrator (Trainer)

Brayton, Charles "Bobo"—1981, Baseball, Football

Buckley, Archie—1984, Football, Basketball, Baseball

Campbell, Hugh—1978, Football

Cey, Ron—1981, Baseball

Chambers, Cliff—1984, Baseball

Chaplin, John—2002, Coach (Track and Field)

Clark, Asa "Ace"—1978, Football

Cogdill, Gail—1982, Football

Coleman, Dorthea—1990, Coach (Basketball)

Conley, Everett—1984, Boxing

Conley, Gene—1979, Basketball, Baseball

Deeter, Ike—1978, Coach (Boxing)

Dietz, William "Lone Star"—1983, Coach (Football)

Donaldson, James—2006, Basketball

Doornink, Dan—1987, Football

Dunn, Hubert—2006, Coach (Gymnastics)

Edwards, Glen "Turk"—1978, Football

Eggart, Jeanne—1988, Basketball

Eischen, Clem—1983, Track

Ellingsen, Carl—1980, Football, Basketball, Baseball, Wrestling

Ellingsen, Don—1984, Football, Track

Farman, Richard—1990, Football

Ford, Dale—1983, Baseball

Foster, Earl—1979, Administrator

Foster, Wes—1981, Track

Friel, Jack—1978, Coach (Basketball)

Gambold, Bob—1988, Football, Basketball

Gary, Bob—1989, Track

Gaskins, Bill, Jr.—1990, Football

Gayda, Ed—1983, Basketball

Gentry, Dale—1988, Football, Basketball, Baseball

Goddard, Ed—1978, Football

Goldsworthy, Harry—1993, Football

Gordon, Carol—2004, Administration

Hanley, Dick—1986, Football, Coach (Football)

Hannula, Dick—2006, Swimming (Player, Coach)

Hanson, Jason—2002, Football

Hanson, Vince—1986, Basketball

Harman, Janet—2006, Bowling, Field Hockey

Harshman, Marv—1986, Coach (Basketball)

Heathcote, Jud—1990, Basketball

Hein, Mel—1978, Football

Hitchcock, Vaughn—2006, Football, Wrestling, Coach (Football)

Hollingbery, Orin E. "Babe"—1978, Coach (Football)

Hooper, Pete—1984, Basketball, Baseball

Jankovich, Sam—2006, Administration

Jenne, Eldon—1978, Track

The Washington State University Hall-of-Fame was begun in 1978. WSU President Dr. Glenn Terrell (since retired) called for the formation of the Athletic Hall-of-Fame.


It is comprised of 113 former WSU athletes, coaches, administrators and special contributors to Cougar athletics. Nominations are accepted from the general public each spring, and the WSU Athletic Hall-of-Fame Council votes to determine membership.

Members of the WSU Athletic Hall-of-Fame, the year they were inducted and the category in which they were inducted are listed below.

For more information go to www.wsucougars.com and click on "Hall of Fame."



GAIL COGDILL



DON ELLINGSEN



RUEBEN MAYES



HERBERT "BUTCH" MEEKER



GEORGE REED



CLARENCE "CLANCY" WILLIAMS


- Kelly, Brian**—1989, Football
- Kennedy, Bob**—1988, Football
- Korir, Julius—2004, Track
- Lavine, Laura—2006, Track
- Levenseller, Mike**—1993, Football
- Lincoln, Keith**—1979, Football
- Lindemann, Paul—1980, Basketball
- Lindgren, Gerry—1978, Track
- Lufi, Dubi—1989, Gymnastics
- Lynch, Dan**—2006, Football
- Marker, Chris—1986, Swimming
- Mataya, Frank**—1989, Football, Basketball, Baseball, Track
- Mayes, Rueben**—1993, Football
- McKinnon, Ed—1978, Boxing
- McLarney, Art—1981, Basketball, Baseball
- McIntosh, Joe—1988, Baseball
- Meeker, Herbert "Butch"**—1978, Football
- Mooberry, Jack—1978, Coach (Track)
- Nelson, Jack—1979, Track
- Ngeno, John—1993, Track
- Niemi, Laurie**—1978, Football
- Nollan, William—1981, Basketball, Baseball, Tennis
- Olerud, John—1986, Baseball
- Olerud, John—2002, Baseball
- Orr, Lee—1978, Track
- Paul, Don**—1980, Football, Baseball
- Petragallo, Roy—1979, Boxing
- Puidokas, Steve—2006, Basketball
- Rademacher, Pete—1982, Boxing

- Raveling, George—2004, Coach (Basketball)
- Reed, George**—1978, Football
- Reese, W. B. "Red"—1983, Coach (Basketball)
- Robertson, Bob—2002, Broadcaster
- Rohwer, Ted**—1989, Football, Basketball, Baseball
- Rono, Henry—1987, Track
- Rypien, Mark**—1993, Football
- Sarboe, Phil**—1980, Football, Baseball
- Schwartz, Elmer**—1981, Football
- Senn, Clem**—1990, Football
- Sewell, Bill**—1987, Football, Baseball
- Sheridan, Linda—2004, Coach (Volleyball, Basketball)
- Silvermail, Sarah—2002, Volleyball
- Smith, Helen—1993, Administration
- Spiegelberg, Fred**—1983, Coach (Football)
- Steiger, Bill**—1988, Football
- Sundquist, Ray—1979, Basketball
- Svare, Harland**—1982, Football
- Theodoratos, George**—1987, Football, Track, Boxing
- Thompson, Jack**—1987, Football
- Torgeson, Laverne**—1979, Football
- Utley, Mike**—2004, Football
- Van Reenen, John—1982, Track
- Washam, JoAnn—1982, Golf, Basketball
- Williams, Clarence "Clancy"**—1986, Football
- Williams, Jerry**—1979, Football
- Zimmerman, Clarence**—1978, Football

Bold type indicates football affiliation.



J. FRED "DOC" BOHLER



CHARLES "BOBO" BRAYTON



RON CEY



GENE CONLEY

Hall of Fame

STATE OF WASHINGTON

The Tacoma Athletic Commission established the State of Washington Sports Hall-of-Fame in 1960. It was originated by Clay Huntington, and the annual induction of new members is held each December in Tacoma. Sports editors and sportscasters from throughout the state cast ballots each year to determine the new inductees.

The WSU members of the State of Washington Sports Hall-of-Fame are:

- Bailey, Arthur "Buck"—Coach (Baseball)
- Bishop, Gale—Basketball
- Bohler, J. Fred "Doc"—Administrator
- Campbell, Hugh**—Football
- Cey, Ron—Baseball
- Cogdill, Gail**—Football
- Conley, Gene—Basketball
- Edwards, Glen "Turk"**—Football
- Friel, Jack—Coach (Basketball)
- Goddard, Ed**—Football
- Harshman, Marv—Basketball
- Hein, Mel**—Football
- Hollingbery, Orin E. "Babe"**—Coach (Football)
- Lincoln, Keith**—Football
- Lindemann, Paul—Basketball
- Lindgren, Gerry—Track
- McCallam, John—Sports Author
- Meeker, Herbert "Butch"**—Football
- Nollan, William—Basketball, Baseball
- Paul, Don**—Football
- Reed, George**—Football
- Stock, Wes—Baseball
- Svare, Harlan**—Football
- Torgeson, Laverne**—Football
- Williams, Clancy**—Football
- Williams, Jerry**—Football

INLAND EMPIRE

The Inland Empire Hall-of-Fame displays are located in the Hall-of-Fame Room of the Spokane Arena.

WSU members in the Inland Empire Sports Hall-of-Fame are:

- Adams, Sam—Coach, Teacher
- Bailey, Arthur "Buck"—Coach (Baseball)
- Bates, Stan—Administrator
- Bishop, Gale—Basketball
- Bohler, J. Fred "Doc"—Administrator
- Brayton, Charles "Bobo"—Coach (Baseball)
- Campbell, Hugh**—Football
- Chaplin, John—Coach (Track and Field)
- Cogdill, Gail**—Football
- Deeter, Ike—Coach (Boxing)
- Dietz, William "Lone Star"**—Coach (Football)
- Edwards, Glen "Turk"**—Football
- Ellingsen, Carl**—Football
- Friel, Jack—Coach (Basketball)
- Hanley, Dick**—Coach (Football)
- Hein, Mel**—Football
- Hollingbery, Orin E. "Babe"**—Coach (Football)
- Lincoln, Keith**—Football
- Lindgren, Gerry—Track
- Meeker, Herbert "Butch"**—Football
- Mooberry, Jack—Coach (Track)
- Petragallo, Roy—Boxing
- Robertson, Bob—Broadcaster
- Roffler, Bud**—Football
- Sheridan, Linda—Coach (Volleyball, Basketball)
- Swift, Paul—Track
- Torgeson, LaVern**—Football
- Williams, Jerry**—Football

Bold type indicates football affiliation.



ORIN E. "BABE" HOLLINGBERY

1927-31 Mel Hein

7



Mel Hein, a consensus pick as the greatest center in football, was the first player to have his jersey retired at Washington State University.

Hein wore his famous No. 7 throughout his collegiate and professional career.

An All-America pick following the 1930 season, Hein helped lead the Cougars to an undefeated record that year and into the 1931 Rose Bowl Game against Alabama. WSU lost that game 24-0, but WSU's record in Hein's three varsity seasons was 26-6.

Besides his All-America selection his senior year, he was an All-West Coast pick after having been named to the All-Coast second team as a junior.

He was also a basketball player, starting at center his junior year for coach Jack Friel's club.

From WSU it was on to the New York Giants, where he played 15 years. Hein was inducted as a charter member into the National Football League Hall of Fame. He was also inducted as a charter member into the Washington State University Athletic Hall of Fame on Oct. 20, 1978, and is a member of the Washington State Sports Hall of Fame and the Inland Empire Sports Hall of Fame.

Eight times an All-Pro center, he was the NFL's most valuable player in 1938. He coached four years, both as head coach and as an assistant.

From 1966-67 he was the supervisor of officials for the American Football League.

In 1969, Hein was voted one of the 11 all-time best professional and collegiate football players in a vote conducted in conjunction with professional football's Centennial celebration.


The Washington State University Board of Regents honored Hein May 14, 1983, with its Distinguished Alumnus Award, the highest award bestowed a Cougar alum.

Hein is also a charter member of The College Hall of Fame, one of three Cougars honored by the National Football Foundation.

In 1999, he was one of three centers named to *The Sporting News* All-Century team for college players.

1974-78 Jack Thompson

14



Jack Thompson finished his career in 1978 as the most prolific passer in the history of the National Collegiate Athletic Association.

Thompson, who was granted a fifth year after missing the 1974 campaign with a knee injury, passed for 7,818 yards for a NCAA record.

He became the fourth quarterback in NCAA history to pass for 2,000 yards or more in three seasons.

He established Pacific-10 Conference and WSU records for passes attempted (1,086), passes completed (601) and total plays (1,345). He tied the conference mark for touchdown passes (53) and touchdowns responsible for (63).

Other NCAA career accomplishments by Thompson placed him third in total offense with 7,698 yards, third in pass completions with 601 and tied for fifth with his 53 TD tosses. He became the first junior in the history of the conference to surpass the 5,000 yard barrier in passing.

In 1976 he set a conference record for passing yards with 2,762, completions (208) and touchdown passes (20). He was an All-Pac-8 First Team pick as voted by the coaches, All-West Coast UPI First Team and a second-team AP pick, All-America honorable mention by AP and two-time Pac-8 Player of the Week.

In 1977 he was named to the All-Pac-8, AP and UPI All-West Coast second teams and was named an AP All-America honorable mention.

Prior to the 1978 campaign he was a Playboy All-America pick and appeared on the cover of *Street & Smith Magazine*. He was All-Pac-10 First Team and UPI All-West Coast Second Team. Following the season he played in the Challenge Bowl and was named MVP, and played in the Hula Bowl. The National Football League scouts voted him to *The Sporting News* All-America First Team.

Thompson was the third player selected in the 1979 NFL draft, going to the Cincinnati Bengals. He later played for Tampa Bay.

He was only the second football player and the third athlete in WSU history to have his jersey retired.

THE BROADCAST TEAM

Hall of fame announcer **Bob Robertson Sr.** is in his 42nd season calling Cougar football action. When Cougar fans gather and talk about Saturday afternoons in the fall on the Palouse, football and Robertson just naturally become part of the conversation.

The long-time Cougar broadcaster began his association with WSU football in 1964 and with the exception of a three-year period in 1969-71, he's been calling the Cougar action ever since.

Robertson's peers have selected him Washington Sportscaster of the Year 12 times, validating what Cougar fans have known for years - he is simply the best. In 1995 he was named the State Broadcaster of the Year.

Robertson was inducted into both the WSU Athletic Hall of Fame and the Inland Empire Hall of Fame in 2001-02, and in August 2004 received the prestigious Chris Schenkel Award at ceremonies held at the College Football Hall of Fame in South Bend, Ind. At the same time he became the first broadcaster west of the Mississippi to be inducted into the College Football Hall of Fame - broadcaster division. He is also a member of the Pierce County Hall of Fame.

Bob's association with WSU runs deeper than just football broadcasts. For 23 years he was the voice of Cougar Basketball, including several NCAA tournament teams. In 1978-79, he was named WSU's Dad of the Year and he also worked with the WSU Cougar Club on the west side in the 1980's.

Robertson was born in Fullerton, Calif., during spring training of the Seattle Indians of the Pacific Coast League. At the time his father was a player for the Seattle club.

After graduating from Blaine (Wash.) High School, he attended Western Washington University in Bellingham, where he launched his broadcasting career. His first broadcasting exposure came as a young actor for the Canadian Broadcasting Company in Vancouver, B.C., then bloomed while attending college.

In 1948 Robertson signed to play professional baseball, but a year later gave up playing to become the voice of the Wenatchee Chiefs of the Western International League, his first full-time broadcasting opportunity.

Among his many accomplishments, Robertson has:

- Spent 25 years calling Pacific Coast League baseball in Seattle and Tacoma;
- Broadcast professional soccer in Seattle, Tacoma and Portland; he was Washington's Soccer Man of the Year in 1983;
- Broadcast hockey, boxing, wrestling and hydroplane races
- Had his "cup of coffee" in major league baseball, broadcasting some Seattle Mariner games in the late 1990's
- Served as television sports anchor in the Seattle market for 25 years, including time with KSTW (called KTNT 1956-70, then KSTW 1976-83) and KMO (he helped put them on the air);
- Currently voice of the Spokane Indians baseball team and Pacific Lutheran University basketball;
- Served as the television voice of Notre Dame football and basketball for two years in the 1950's.

This fall Bob and wife Joanne celebrate their 57th anniversary. They have four children, Hugh, Janna, John and Rebecca, and seven grandchildren. The Robertson's have resided in Tacoma since 1950, with the exception of his stint with Notre Dame.

As much as Robertson is part of Cougar Football Saturday, so is his closing broadcast signature, "Always be a good sport, be a good sport all ways,"

Joining Robertson in the broadcast booth for the eighth year is a name familiar very to Cougar football fans, former Cougar head coach (1978-86) **Jim Walden**. Walden is the third-winningest coach in WSU football history.

Known for his wit and charm, Walden later coached the Iowa State, then in 1995 moved into the broadcasting profession, both in radio and TV, while continuing to live in Iowa.

Walden, who beat every team in the Pacific-10 Conference while at WSU, is perhaps best remembered for resurrecting a struggling program that had three coaches in three years, and for guiding WSU to the 1981 Holiday Bowl, the Cougars' first bowl appearance in 51 years. Jim now lives in Harrison, Idaho.

Patrolling the sidelines and locker rooms is KXLY's **Bud Nameck**, who also handles the network's play-by-play duties during the Cougar men's basketball season. Nameck served as sports director for at KXLY for 13 years, 1982-95, and was the voice of Cougar football for FOX Sports Northwest for 14 years, 1988-2001.

He is currently the assistant director of the Cougars Sports Radio Network and resides in Spokane with his wife Diane and daughter Kelsey.

THE COUGAR SPORTS RADIO NETWORK

Cougar football games are broadcast live on the radio throughout the Pacific Northwest via The Cougar Sports Radio Network. The 25-station football network - one of the largest in the Pac-10 - reaches from British Columbia to Oregon and can be heard worldwide via the internet and XM Satellite radio. The men's basketball network includes 16 stations.

The KXLY Broadcast Group produces The Cougar Sports Network, which also features radio coverage of WSU men's basketball, baseball, women's basketball and women's volleyball, and 30-minute coaches show in the fall and winter seasons.

Cougar football broadcasts begin an hour before kickoff, carry through the game and conclude with post-game interviews with players and coaches and a live call-in talk show.

KXLY, which began partnership with the Cougars in 2001 and now runs through 2012, also publishes Crimson & Gray Magazine, the official game-day publication of Cougar football.



Bob Robertson



Jim Walden



Bud Nameck

THE COUGAR SPORTS NETWORK

(Subject to Change)

Location	Station	Frequency
Aberdeen	KXRO*	1320 AM
Anacortes	KWLE	1340 AM
Bellingham	KPUG*	1170 AM
Centralia	KMNT*	104.3 FM
Clarkston	KCLK	1430 AM
Colfax	KCLX	1450 AM
Colville	KCVL	1240 AM
Ellensburg	KXAA*	93.7 FM
Everett	KRKO	1380 AM
Grand Coulee	KEYG*	98.5 FM
Longview	KBAM	1270 AM
Moses Lake	KBSN	1470 AM
Mount Vernon	KAPS*	660 AM
Olympia	KGY*	96.9 FM
Omak	KNCW*	92.7 FM
Portland	KCMD	970 AM
Pullman	KHTR	104.3 FM
Pullman	KQQQ	1150 AM
Seattle	KPTK	1090 AM
Spokane	KXLY	920 AM
Tacoma	KHHO	850 AM
Tri-Cities	KONA	610 AM
Walla Walla	KGDC	1320 AM
Wenatchee	KKRT*	900 AM
Yakima	KJOX	1390 AM
Internet		wsucougars.com
XM Satellite Radio		

* = Football only

C O N F E R E N C E OF CHAMPIONS

Washington State University is a member of the nation's leading athletic entity—the Pacific-10 Conference.

Joining July 1, 1962, WSU was the first member to be admitted to the original membership of five. The Pacific-8 Conference was organized July 1, 1959, and originally called the Athletic Association of Western Universities. The original membership included the University of California, USC, Stanford University, the University of California at Los Angeles (UCLA) and the University of Washington.

The University of Oregon and Oregon State University joined the Pac-8 July 1, 1964.

The association's members formally adopted the name, Pacific-8 Conference, Sept. 3, 1968.

The Pac-8 officially became the Pacific-10 Conference with the addition of the University of Arizona and Arizona State University on July 1, 1978.

PAC-10 HEADQUARTERS

1350 Treat Blvd., Suite 500
Walnut Creek, CA 94597-8853
(925) 932-4411; FAX: (925) 932-4601

PAC-10 STAFF

Tom C. Hansen, Commissioner
Christine Hoyles, Associate Commissioner (Championships and Administration)
Jim Muldoon, Associate Commissioner (Public Relations)
Duane Lindberg, Associate Commissioner (Electronic Communications)
Mike Matthews, Associate Commissioner (Compliance and Enforcement)
Scott Sabatino, Associate Commissioner (Business and Finance)
Ron Barker, Associate Commissioner (Governance and Enforcement)
Chris Dawson, Associate Commissioner (Olympic Sports and Student-Athlete Programs)
Dave Hirsch, Assistant Commissioner (Communications and Men's Basketball)
Bri Niemi, Assistant Commissioner (Communications)
Dave Cutaia, Coordinator of Football Officiating



STANFORD



WASHINGTON STATE



OREGON STATE



WASHINGTON



ARIZONA STATE



CALIFORNIA




ARIZONA



UNIVERSITY OF CALIFORNIA
AT LOS ANGELES



OREGON
OREGON



SOUTHERN
CALIFORNIA

“A trip to Pullman when the Cougars are winning can be a nightmare for the opposition.” —ESPN Analyst Mel Kiper

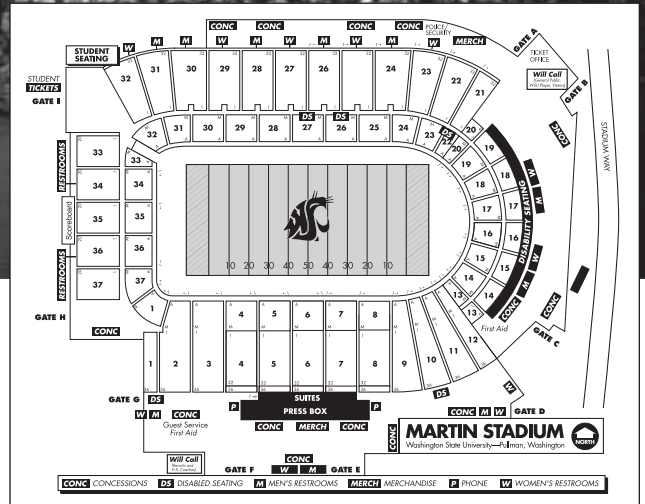


MARTIN STADIUM HISTORY

NAME: Clarence D. Martin Stadium and Academic Center
CAPACITY: 35,117

HISTORY

- 1892—Built as Soldier Field;
- 1895 (November 9)—WSU defeated Idaho 10-4 in the first football game on Soldier Field;
- 1902—The field was renamed Rogers Field in honor of the Governor of the State of Washington, John R. Rogers;
- 1936—Washington State College built a completely new football stadium, but retained the same name; the new stadium was an all-wood structure built on concrete pilings. The field also featured new stands, an enlarged press box and an electronic scoreboard;
- 1970 (April)—Fire destroyed the south stands; a one-million dollar fund drive began after the decision was made to rebuild the stadium rather than relocate or build an entirely new stadium; Dan Martin, a Los Angeles businessman, gave \$250,000 to the project with the stipulation the stadium be renamed after his father, Clarence D. Martin. Clarence Martin was Governor of the State from 1933-40;
- 1972 (summer)—first artificial turf (Astroturf) was installed;
- 1972 (Sept. 30)—WSU met Utah in the first game played in refurbished Martin Stadium;
- 1975—New north (student) stands were built;
- 1978 (fall)—Work began on the academic portion of the complex on the south side with the computer center relocating to the complex upon completion of the project in 1979;
- 1979 (January)—Another renovation of the stadium began to increase the seating capacity from 27,600 to 40,000; the floor of the stadium was excavated 16 feet to add 12,400 seats; the track was removed from the stadium and relocated to the Bailey Baseball Stadium area directly north of the football complex, while a new baseball stadium was then built just south and east of Friel Court, home of Cougar basketball; the entire project, like the one in 1970, was funded through contributions; gift-in-kind and the purchase of “stadium builder” seat options; it marked the first time a collegiate football stadium had been enlarged by digging down rather than building up; the project was also funded in part by the Martin family, with Charlotte Martin, widow of Dan Martin, giving \$250,000 to the project; a SuperTurf artificial surface was installed;
- 1979 (October 13)—WSU celebrated Homecoming by defeating UCLA 17-13 before a record crowd of 32,651 in the first game played in the enlarged Martin Stadium;
- 1990 (summer)—Installed the sand-filled Omni-Turf playing surface.
- 2000 (summer)—Installed FieldTurf in Martin Stadium and on Rogers Field.
- 2006 —Current stadium renovation began.



MARTIN STADIUM ATTENDANCE

40,306	11-15-97	WSU 38, Stanford 28
40,000	10-17-81	WSU 17, UCLA 17
40,000	11-20-82	WSU 24, UW 20
40,000	11-17-84	UW 38, WSU 29
40,000	11-22-86	UW 44, WSU 23
40,000	11-19-88	WSU 32, UW 31
38,434	9-30-89	USC 18, WSU 17
37,600	11-23-96	UW 31, WSU 24 (OT)
37,600	11-17-90	UW 55, WSU 10
37,600	11-21-92	WSU 42, UW 23
37,600	10-8-94	WSU 21, Oregon 7
37,600	10-15-94	Arizona 10, WSU 7
37,600	11-19-94	WSU 23, Washington 6
37,600	11-9-02	WSU 32, Oregon 21
37,600	11-23-02	UW 29, WSU 26 (3OT)
37,444	11-2-02	WSU 44, ASU 22
37,251	11-21-98	Washington 16, WSU 9
37,196	10-10-98	Oregon 51, WSU 29
36,861	10-5-02	WSU 30, USC 27 (OT)
36,770	9-19-98	WSU 24, Idaho 16
36,686	11-5-94	USC 23, WSU 10
36,090	10-21-89	Arizona 23, WSU 21
35,759	10-18-97	WSU 63, California 37
35,283	10-6-01	WSU 34, OSU 27



Washington State University is committed to providing quality education for undergraduate and graduate students within a caring community. The university's motto – "World Class. Face to Face." – reflects that commitment.

Considered one of the leading public research universities in America, WSU has 10 colleges and a Graduate School. WSU offers strong and varied academic programs. The liberal arts and sciences have an important place in the curriculum, along with business, education, architecture, pharmacy, nursing, and the traditional land-grant programs in agriculture, engineering, and veterinary medicine.

WSU offers some 245 fields of study including majors, minors, options and certificate programs. Bachelor's degrees are available in all major areas, with master's and doctoral degrees available in most. The undergraduate core curriculum, including world civilizations courses and writing requirements, is nationally recognized. WSU's Honors College is one of the oldest and most respected all-university programs for academically talented students. WSU confers more than 5,000 bachelor's, master's, professional and doctoral degrees statewide in a typical year.

The state's land-grant research university, WSU was founded in Pullman in 1890. Today, it is co-located in Pullman and Spokane with additional campuses in the Tri-Cities (Richland, Pasco and Kennewick) and in Vancouver, across the Columbia River from Portland, Ore. Regional Learning Centers and the Distance Degree Programs offer access to WSU degrees statewide.

WSU programs in Spokane, about 80 miles north of Pullman, play an important role in the university's educational and research mission. For example, the Intercollegiate College of Nursing/WSU College of Nursing is located in Spokane. Doctor of pharmacy students are based in Spo-

kane for their third and fourth professional years. Also, completing their degrees in Spokane -- in the Interdisciplinary Design Institute at WSU Spokane on its Riverpoint campus -- are architecture, interior design, landscape architecture and construction management students.

Nearly 1,300 instructional faculty members provide learning opportunities that open students' minds to the most recent knowledge and discoveries. The chance for students to know and work closely with their teachers is a Washington State University tradition.

WSU Elson S. Floyd says "affordability, accessibility and accountability" are keystones to his administration leading Washington State University. He puts high priority on WSU being a research leader and having a global presence. Furthermore, he endorses diversity of thought, opinion, perspective, viewpoints, race and ethnicity as characteristics of a world-class university.

Washington State University realizes the importance of research in all sectors of society. It has produced an impressive and extensive history of basic and applied research since its founding. WSU is known for research strengths in areas as diverse as biotechnology, shock physics, viticulture, sleep, wood technology, computer chips and advertising's impact on healthy decision-making.

WSU's research quality is reflected in the fact that seven of its faculty members have achieved the country's highest honor for scientists and engineers as members of either the National Academy of Sciences or the National Academy of Engineering. Another quality indicator is the university's success in increasing funding for its research efforts. Both facts support WSU's position among the nation's premier research institutions.

The Pullman campus serves more than 18,600 undergraduate and graduate stu-

dents. This figure includes those in the Distance Degree Programs. Statewide, WSU has more than 23,300 students.

WSU's Pullman campus is residential in nature, with some 46 percent of the student body living in residence halls, university-owned single and family student apartments, and fraternity and sorority houses. Students enjoy a variety of cultural activities in an area that benefits from two universities. The University of Idaho is eight miles away in Moscow, Idaho.

WSU students of diverse social, economic, and ethnic backgrounds from throughout the nation and more than 90 foreign countries come together in an academic community committed to education and leadership development.


Located on College Hill in Pullman, WSU's 620-acre core campus features modern classrooms and libraries, laboratories, museums, student residences, recreational and athletic facilities. For example, the new 94,000-plus-square-foot Smith Center for Undergraduate Education includes classrooms with Internet access at every seat, a cyber café, computer labs and much more. Students enjoy using the Student Recreation Center and also taking part in one of the largest university-sponsored intramural programs in the nation.

Loyal fans, including students, faculty, staff and alumni, cheer on the WSU Cougar women's and men's intercollegiate athletic teams, members of Pac-10 Conference, in on-campus venues.

For more information, visit WSU's web site, www.wsu.edu.

WASHINGTON STATE
UNIVERSITY

World Class. Face to Face.



THE COUGAR MASCOT

In 1927, Governor Roland Hartley presented a cougar cub to the students of the University. This first cougar mascot was called Butch, to honor Herbert "Butch" Meeker of Spokane, a WSU football star at the time. Butch II was presented to the students by Gov. Clarence D. Martin in 1938. Butch III and IV were twin cubs, presented by Gov. Arthur B. Langlie in 1942. Gov. Langlie presented Butch V in 1955. Butch VI, the last live mascot on campus, died in the summer of 1978. He had been presented to WSU by Gov. Albert Rosellini in 1964 from the Seattle Zoo. Today, WSU students in a "Butch the Cougar" mascot costume rally school spirit at athletic contests, including football games and other events.

THE COUGAR NICKNAME

Washington State University students officially adopted the nickname "Cougars" October 28, 1919, three days after a reference to "cougars" was used in a football game newspaper story following WSU's upset 14-0 win at California. In the story, a California Bay Area writer said the Pacific Northwest team "played like cougars" in upsetting the Bears.



THE COUGAR HEAD LOGO

In 1936, student Randall Johnson, class of 1938, designed the original Cougar head logo for Washington State College. It was used on the side of college trucks. In 1959, when the institution changed from college to university, he re-created the logo to incorporate the "U" in place of the "C." In 2002, WSU developed a new graphic identity. It employs the Cougar head within a crest, an internationally recognized symbol for higher education.



THE VICTORY BELL

In the late 1800s, the victory bell was mounted on the ground in the center of campus; it rang to start and dismiss classes in those early days. Today, it is located at the Lewis Alumni Centre. A member of the Student Alumni Connection rings it after WSU football wins.

THE UNIVERSITY

The Founding: 1890. The university doors opened in 1892 with 13 collegiate and 46 preparatory students enrolled, according to records in the University Archives.

The Name: Began as Washington Agricultural College and School of Science and became known as Washington State College in 1905. In 1959, the state legislature renamed it Washington State University.

Academic Structure: Colleges are Agricultural, Human, and Natural Resource Sciences; Business; Education; Engineering and Architecture; Liberal Arts; Nursing; Honors; Pharmacy; Sciences; Veterinary Medicine, and the Graduate School.

Outstanding Alumni: The Regents' Distinguished Alumnus Award is the highest honor WSU bestows upon its alumni. Winners include Neva Abelson, co-developer of the Rh blood test; Philip Abelson, father of the atomic submarine; Phyllis Campbell, philanthropy leader and business innovator; Microsoft co-founder Paul Allen; astronaut John Fabian; Mel Hein, WSU and New York Giants professional football all-star; Keith Jackson, ABC-TV college football sportscaster; Far Side cartoonist Gary Larson; Edward R. Murrow, broadcasting's top journalist; Laurence Peter of "The Peter Principle;" Green Revolution's Orville Vogel; sociologists William Julius Wilson and James E. Blackwell; and Japanese home economics pioneer Matsuyo Yamamoto.

Campuses: WSU's main campus is in Pullman. The WSU System includes campuses in Spokane, Tri-Cities (Pasco-Kennewick-Richland) and Vancouver, across the Columbia River from Portland, Ore.

Students: More than 16,000 undergraduate and professional students and more than 2,000 graduate students study on the Pullman campus. The WSU System has more than 23,300 students.

Faculty: In the WSU system, there are some 2,200 instructional, research and other faculty and some 3,300 administrative/professional and classified staff.

WSU Web site: Visit the award-winning Washington State University Web site, www.wsu.edu, for more information.

PULLMAN

Location: Home of the National Lentil Festival each August, Pullman is eight miles from the Washington-Idaho border, in the southeastern part of the state. It is eight miles west of Moscow, Idaho; about 80 miles south of Spokane, Washington, and about 30 miles north of Lewiston, Idaho.

Pullman's Beginnings: Originally known as Three Forks, because the Missouri Flat Creek from the north, Dry Creek from the south, and the South fork of the Palouse River from the east converge at this point. The town became Pullman in 1881. One story is that the name came from George Pullman, the king of the great railroad sleeping-car. Pullman was incorporated in 1886.

Climate: Dry and clear much of the year, with hot summers and cold winters, often with snow. The average annual rainfall is 21 inches per year.

Population: About 27,000, including WSU students.

Pullman is built on hills: Washington State University is on College Hill. The other hills are Military, Pioneer and Sunnyside.

Pullman and Moscow are "Dreamtowns:" Pullman and neighboring Moscow, Idaho, are the university cities because WSU and the University of Idaho have their main campuses in the two respective cities, located eight miles apart. They are also "Dreamtowns," according to Demographics Daily. In a study, the two cities and 139 other U.S. locations were called "Dreamtowns" recognizing quality of life based on various criteria including vitality, supply of good jobs, freedom from stress, connection to cultural mainstream, support for schools, access to health care, low cost of living, and small town character. Another quality indicator is for Pullman Regional Hospital. In December 2006, the hospital was ranked in the top one percent (or 99th percentile) out of 1,499 hospitals nationwide in overall patient satisfaction.

Pullman has highly rated public schools: In a survey of 15,892 districts nationally, the Pullman School District was named one of the 100 Best in the U.S., according to an issue of *Offspring*, parenting magazine from the editors of *The Wall Street Journal's SmartMoney*.

THE PALOUSE

The Geographic Area: Known as the Palouse ("Pah-loose"), an area between the moist forests of the Rocky Mountains and the dry scablands of Washington. Its irregularly shaped rolling hills were formed by the erosion of thick basalts, followed by a deposition of a loess soil which, with excellent water-holding ability, is the fertile basis for the rich agricultural production of the area.

Beauty of the Palouse: A book, "The Most Beautiful Place in the World," Friendly Press, edited by Jay Maisel, says the "Palouse is the Louvre of farmlands. Four thousand square miles of rolling hills...it has the perfect combination of topography, weather, crops and farming methods to produce a stunning collection of ... land-art." *National Geographic*, June 1982, calls it "A Paradise Called the Palouse."

Early Inhabitants: Long before white explorers arrived, Indian tribes, including the Cayuse, Coeur d'Alenes, Nez Perce, Palouse, Umatillas, Walla Walla, Yakamas, and Spokanes, could be found within a 100-mile radius of Pullman. The Nez Perce are credited with the development of the famous Appaloosa horse. Moscow, Idaho, eight miles from Pullman, is home of the national Appaloosa Museum and Heritage Center.

Lewis and Clark traveled near the Palouse: In 1805, Meriwether Lewis and William Clark followed an Indian trail across the Bitterroot Mountains of Idaho to the Clearwater River, near the Palouse region. They were the first white men to traverse the vast inland plateau. Their exploration opened up the "Inland Empire" to further exploration and settlement.

WSU enrolls more than 23,300 students statewide. Pullman is located about 80 miles south of Spokane. The area offers opportunities for fun and relaxation. Many nationally noted bands, musicians, and dance companies come to campus. As a member of the Pacific-10 Conference, WSU provides exciting competition for the sports spectator. There are beautiful parks in and around Pullman. And, there are ski areas within easy driving distance from Pullman.





The student recreation center opened spring of 2001. Its 150,000 square feet contains seven gymnasiums, a four-lane indoor track, 17,000 square feet of fitness training area, five-lane lap pool, leisure spa, three multi-purpose rooms (aerobic/martial arts), four racquetball courts, a wellness center, a juice bar and a fireplace lounge.

SRC AWARDS

- Outstanding Indoor Sports Facility Award, National Intramural Recreation Sports Association, 2002
- Facility Award of Merit, Athletic Business, 2001
- Award of Excellence, Washington Parks and Recreation Association, 2001
- Outstanding Design Award, Illuminating Engineering Society of North America, 2001



Elson S. Floyd

President



Elson S. Floyd is Washington State University's 10th president. He took office in the summer of July after serving as president of the four-campus University of Missouri during 2002-2007.

"Affordability, accessibility and accountability" are keystones to his administration leading WSU. He puts high priority on WSU being a research leader and having a global presence. Furthermore, he endorses diversity of thought, opinion, perspective, viewpoints, race and ethnicity as characteristics of a world-class university.

Floyd, 51, served as president of Western Michigan University from 1999 to 2002, and held several administrative positions at the University of North Carolina Chapel Hill, including deanships in student affairs and the College of Arts and Sciences.

Previously, he spent two years as executive director of the state of Washington Higher Education Coordinating Board, the agency responsible for statewide coordination, planning, oversight, policy analysis and student financial aid programs for Washington's post-secondary education system. From 1990 to 1993, he served as vice president for student services, vice president for administration and executive vice president at Eastern Washington University.

He began his career in 1978 at the University of North Carolina at Chapel Hill, where he held deanships in the Division of Student Affairs, the General College and the College of Arts and Sciences. From 1988 to 1990, he was assistant vice president for student services for the UNC system office, where he helped develop and articulate student affairs and academic affairs policy for the 16-campus university system.

A native of Henderson, N.C., Floyd holds a bachelor of arts degree in political science and speech, a master of education degree in adult education, and a doctor of philosophy degree in higher and adult education, all from the University of North Carolina at Chapel Hill.

Floyd and his wife, Carmento Floyd, have two grown children.

Anne McCoy

Senior Associate Director Of Athletics/SWA



Veteran intercollegiate athletics administrator Anne McCoy has served Washington State University since 2001 and was promoted from associate director to senior associate director of athletics in 2004. Her appointment to senior woman administrator came in the summer of 2007.

In her capacity as senior associate director of athletics, she is charged with overseeing all aspects of WSU's athletic budget and supervises several areas with the department including the business office, equipment, computer and football operations, and event management and facility operations. She also serves as a liaison for men's and women's basketball.

McCoy serves on several Pacific-10 Conference committees, including the Executive Committee as vice-president for the Pac-10 Council, chair of the Senior Woman Administrator Committee and

on the Compliance and Enforcement, Awards Review, Medical Care, and Student-Athlete Advisory committees.

A Wisconsin native, McCoy earned a bachelor's degree in sports management in 1989 from the University of Massachusetts. While an undergraduate, she worked for the Pittsburgh Penguins professional hockey organization, expanding the club's season ticket base. McCoy also served an internship as the assistant athletic business manager at the University of Connecticut, and was instrumental in designing and implementing a comprehensive computerized budget-tracking system.

McCoy served in several capacities at the University of Maine from 1989-1995, lastly as associate director of athletics and senior woman administrator. At Maine, she supervised men's basketball, men's and women's soccer, men's and women's swimming and softball in addition to the athletic business office, ticket office, retail store and cheerleading staff and operations. She took a similar administrative positive at St. Louis University from 1995-96.

In 1996, McCoy moved west, joining the staff at Portland State University as associate director of athletics and senior woman administrator, and was promoted to senior associate director of athletics in 1998. At PSU, she managed all internal staff and the daily operations of the department, representing the director of athletics as needed. McCoy also supervised men's and women's golf, cross country/track and field, and women's volleyball, soccer, tennis and softball.

McCoy and her husband Brian have two children, daughter Taylor and son Jake.

Jim Sterk

Director of Athletics



Washington native James M. Sterk was appointed Washington State University's director of athletics in June of 2000. In his eight years, Sterk has seen unprecedented growth and success by the Cougars' 17 intercollegiate teams and 450 individuals who compete for WSU annually.

On the academic front, WSU earned 114 selections to Pacific-10 Conference All-Academic teams in 2007-08. That figure represented the most student-athletes to earn such an honor during an academic year in school history. WSU nearly reached this standard in 2005-06 with 109 selections to conference all-academic teams after setting the mark of 113 during the 2004-05 academic year.

On the field, Cougar Athletics has enjoyed extraordinary achievements highlighted by three consecutive 10-win seasons by the football program from 2001-03. Most recently, the men's basketball

team has made back-to-back appearances in the NCAA Tournament (2007 & 2008), the women's rowing team made its second NCAA Championship appearance in three years, finishing eighth in 2008, following up its fourth-place finish in 2006, the highest finish ever by a WSU women's team in NCAA postseason competition.

Facility improvements have also been among projects Sterk has tackled. Following the 2006 football season, the initial phases of a renovation to Martin Stadium, the home of Cougar football, began with Phases I and II which were completed in time for the 2008 football season. Planned for completion in the fall of 2008 are a state-of-the-art rowing tank and a hydrotherapy to further meet the needs of student-athletes. In addition, plans are underway for an ambitious capital improvement plan that will enhance many other WSU athletic facilities.

A 1980 graduate of Western Washington University, Sterk received his master's degree in sports administration from Ohio University. His professional career has included positions at North Carolina, Maine, Seattle Pacific, Tulane and Portland State, the latter as director of athletics for five years before joining the Cougar staff.

The foundation of Sterk's leadership plan is based on five areas: the student-athlete experience, resource acquisition, personnel, political dynamics, and facilities. All five areas have enjoyed growth in his first eight years at Washington State University.

Ken Casavant

Faculty Athletics Representative



Professor Ken Casavant, a member of the Washington State University family since 1967, currently serves as WSU's Faculty Athletics Representative to the Pacific-10 Conference and the National Collegiate Athletic Association. He is a past president of the Pac-10 and most recently served on the NCAA Division I Management Council.

Casavant came to WSU as a graduate research assistant in the Department of Agricultural and Resource Economics. He was named an assistant professor in 1971, an associate professor in 1975 and a full professor in 1980.

In 2004, Casavant received the honor of giving the Distinguished Faculty Address, the University's oldest award and also received the Sahlin Excellence in Public Service award for the University. In 1979, Casavant received the R.M. Wade award for outstanding teacher in the college of agriculture at

WSU, and in 1990, he earned the distinguished WSU Faculty of the Year award. Casavant was elected vice-chair (1991-92) and chair (1992-93) of the WSU Faculty Senate and has been accorded the Distinguished Teacher award by the American Agricultural Economics Association. He was named Distinguished Scholar by the Western Agricultural Economics Association in 2003 for his nationally recognized work as a transportation economist.

During his tenure at WSU, Casavant has served as associate director for the Washington State Transportation Center (1984-87) and the interim Vice-Provost for Academic Affairs and interim Vice-Provost for Research (1998).

The North Dakota native is a 1965 graduate of North Dakota State University, where he earned a bachelor's degree in agricultural economics. He received his master's degree from NDSU, followed by a Ph.D., from WSU in 1971.

Ken and his wife Dorothy have two grown daughters, Michele and Colette.

FOOTBALL



Paul Wulff, 1st Year

Paul Wulff became WSU's 31st head football coach in December, 2007, when he returned to his alma mater after spending the past eight years as head coach at Eastern Washington University. Wulff assembled a 53-40 record at Eastern Washington, leading the Eagles to three postseason appearances.

VOLLEYBALL



Andrew Palileo, 1st Year

New to WSU volleyball but not new to coaching, Andrew Palileo brings a career record of 239-141 after finding success at South Dakota State in both the NCAA Div. II and Div. I levels. He assembled a staff prior to arriving in Pullman and they have moved quickly to establish strong relationships on the recruiting trails.

SOCCER



Matt Potter, 6th Year

Matt Potter, in his sixth season, has led Washington State to three-straight winning seasons, an unprecedented feat for Cougar soccer since joining the Pacific-10 Conference. Washington State is averaging just over 10 wins per season during that span and last year knocked off eventual-national champion USC.

CROSS COUNTRY



Jason Drake, 5th Year

In his eighth year of coaching the Cougar distance runners and his fifth year as head coach of the cross country teams, Drake has mentored 18 new entries in the school's top 10 performance lists. Sara Trane, two-time Pac-10 steeplechase champion, leads a large group of accomplished returnees for the 2008-09 seasons.

SWIMMING



Erica Quam, 7th Year

During her six years at Washington State, three Erica Quam coached teams have scored points at the NCAA Championships. Her student-athletes, including 2008 Olympian Rugile Mileisyte and 2007 All-American Erin McCleave, have set 13 school records and garnered 40 Pac-10 All-Academic honors, including 20 first-team selections.

MEN'S BASKETBALL



Tony Bennett, 3rd Year

In just two seasons as head coach, Tony Bennett holds a 52-17 record. He became the first head coach to lead the Cougars to two-straight NCAA Tournament appearances, including their first 'Sweet' 16' appearance in 2008. In 2007 he became the most decorated coach in Pac-10 history with nine national coach-of-the-year honors.

WOMEN'S BASKETBALL



June Daugherty, 2nd Year

June Daugherty, in her second season leading the Cougars, brought a wealth of experience in building winning programs. In her first season Daugherty brought in one of the nation's top-ranked recruiting classes and more than tripled home attendance. A former finalist for National Coach of the Year, Daugherty is looking to take her third different school to the NCAA Tournament.

GOLF



Walt Williams, 11th Year

Since taking over the WSU men's and women's golf programs in 1998, Walt Williams' teams have re-written the record books and crowned two All-Americans. Both the men's and women's teams have competed in the NCAA West Regionals during his tenure. Williams is the winningest coach in school history, compiling a total of 26 team titles, including four in 2007-08.

TENNIS



Lisa Hart, 6th Year

The Cougar tennis program, under the direction of fifth-year head coach Lisa Hart, has been nationally ranked each of the last five seasons and has recorded 14 wins each of the last three years, resulting in three consecutive winning campaigns. In 2008 the Cougars reached the NCAA tournament for the first time since the 2002 season.

BASEBALL



Don Marbut, 5th Year

Don Marbut, in his fifth year as WSU's head coach and sixth with the program, has skippered the Cougars to three-consecutive winning seasons, a first for the program since 1994. He has mentored 10 Major League Baseball draft picks and led the Cougars to a national ranking in two of the last three seasons.

ROWING



Jane LaRiviere, 7th Year

Jane LaRiviere has led her teams to four NCAA Championships in her six years at WSU, including twice in the last three seasons. In 2008 the Cougars finished eighth at the NCAA Championships, only bettered by her squad's fourth-place finish in 2006. LaRiviere was awarded Pac-10 and CRCA West Regional Coach-of-the-Year honors in 2006.

TRACK & FIELD



Rick Sloan, 15th Year

Rick Sloan is the dean of WSU coaches, having been with the program for 36 years, including the last 14 as head coach of both the men's and women's programs. He has directed 32 WSU athletes to NCAA Outdoor All-America status 54 times and mentored 22 Cougar athletes to NCAA Indoor All-America status 36 times.



ADMINISTRATIVE STAFF (509-335-0311)*Bohler Athletic Complex 110, Pullman, WA 99164-1602*

Jim Sterk, Director of Athletics
 Ken Casavant, Faculty Athletics Representative
 Anne McCoy, Senior Associate Director of Athletics/SWA
 Pam Bradetich, Senior Associate Director of Athletics
 John Johnson, Senior Associate Director of Athletics
 Robert Minnix, Senior Associate Director of Athletics
 Chris Cook, Associate Director of Athletics (Academic Support Services)
 Leslie Johnson, Associate Director of Athletics (Business Operations)
 Steve Robertello, Associate Director of Athletics (Compliance)
 John David Wicker, Associate Director of Athletics (Event and Facility Operations)
 Bill Drake, Assistant Director of Athletics (Athletic Training Services)
 Ernie Housel, Special Assistant to the Senior Associate Director of Athletics
 Rob Oviatt, Assistant Director of Athletics (Physical Development)
 Casey Fox, Director of Marketing
 Dan Meyer, Director of Ticket Sales and Operations
 Kurt Mueller, Manager of Information Services
 Milton Neal, Director of Equipment Operations
 Pippa Pierce, Director of Career and Personal Development
 Bill Stevens, Director of Media Relations
 Scott Vik, Director of Sports Video

MEDIA RELATIONS (509-335-COUG)*Bohler Athletic Complex 195, Pullman, WA 99164-1602*

Bill Stevens, Director (Media Relations) (H/332-2357)
 (C/916-761-7005)
 Joe Nickell, Assistant Director/2nd FB Contact
 (C/509-361-4338)
 Linda Chalich, Assistant Director (C/509-432-3263)
 Craig Lawson, Assistant Director (C/509-432-9063)
 Jessica Schmick, Assistant Director (C/509-781-0550)
 Spencer Drolett, Student Assistant
 Casey Johnson, Student Assistant
 Kasi Johnson, Student Assistant
 Jaime Schroeder, Student Assistant
 Kyle Vetter, Student Assistant
 Mike Walsh, Student Assistant

BASEBALL (509-335-0310)*Bohler Athletic Complex M40, Pullman, WA 99164-1602*

Don Marbut, Head Coach
 Travis Jewett, Associate Coach
 Gregg Swenson, Assistant Coach
 Gabe Boruff, Volunteer Assistant Coach

MEN'S BASKETBALL (509-335-0240)*Bohler Athletic Complex M42, Pullman, WA 99164-1602*

Tony Bennett, Head Coach
 Ben Johnson, Assistant Coach
 Ron Sanchez, Assistant Coach
 Matt Woodley, Assistant Coach
 Mike Heideman, Director of Player Development/Operations
 Ronnie Wideman, Operations Coordinator

WOMEN'S BASKETBALL (509-335-0276)*Bohler Athletic Complex 220, Pullman, WA 99164-1602*

June Daugherty, Head Coach
 Mike Daugherty, Associate Head Coach
 Mo Hines, Assistant Coach
 Brian Holsinger, Assistant Coach
 Kate Werner, Coordinator of Basketball Operations

FOOTBALL (509-335-0250)*Bohler Athletic Complex 102, Pullman, WA 99164-1602*

Paul Wulff, Head Coach
 Chris Ball, Assistant Head Coach/Co-Defensive Coordinator/Safeties
 Steve Broussard, Running Backs/Special Teams
 Harold Etheridge, Offensive Line
 Mike Levenseller, Wide Receivers
 Travis Niekamp, Linebackers
 Rich Rasmussen, Tight Ends/Recruiting Coordinator
 Malik Roberson, Defensive Line
 Jody Sears, Co-Defensive Coordinator/Cornerbacks
 Todd Sturdy, Offensive Coordinator/Quarterbacks
 Shawn Deeds, Coordinator of Football Operations
 Nick Lucey, Graduate Assistant
 Ryan Smaha, Graduate Assistant
 Kevin C. Night Pipe, Football Video Coordinator
 Jason DiStefano, Football Operations Assistant

M/W GOLF (509-335-0224)*Bohler Athletic Complex M37, Pullman, WA 99164-1602*

Walt Williams, Head Coach
 Kari Sampson, Assistant Coach
 TBA, Assistant Coach

ROWING (509-335-0309)*Bohler Athletic Complex M25, Pullman, WA 99164-1602*

Jane LaRiviere, Head Coach
 Tara Medina, Assistant Coach
 Corrie McGrath, Assistant Coach/Novice
 Crystal Culp, Graduate Assistant

SOCCER (509-335-0306)*Bohler Athletic Complex M10, Pullman, WA 99164-1602*

Matt Potter, Head Coach
 Jason Goodson, Assistant Coach
 Allison Scurich, Assistant Coach

SWIMMING (509-335-0273)*PEB 111, Pullman, WA 99174-1602*

Erica Quam, Head Coach
 Lindsay Henahan, Assistant Coach

TENNIS (509-335-0308)*Bohler Athletic Complex M40, Pullman, WA 99164-1602*

Lisa Hart, Head Coach
 TBA, Assistant Coach

M/W TRACK/CC (509-335-0248)*Bohler Athletic Complex M10, Pullman, WA 99164-1602*

Rick Sloan, Head Coach
 Debra Farwell, Associate Head Coach
 Jason Drake, Assistant Coach, Head CC
 Mark Macdonald, Assistant Coach
 Matt McGee, Assistant Coach
 Ellanee Richardson, Assistant Coach

VOLLEYBALL (509-335-0277)*Bohler Athletic Complex 230, Pullman, WA 99164-1602*

Andrew Palileo, Head Coach
 Brian Lamppa, Associate Head Coach
 TeAna Tramel, Assistant Coach
 Kristina Martin, Operations Coordinator

MEDIA RELATIONS OFFICE

The Washington State University Media Relations office (director Bill Stevens and assistants Joe Nickell, Linda Chalich, Craig Lawson and Jessica Schmick) is located on the north side of Bohler Gym, room 195. The office phone number is 509-335-COUG (2684) and the fax number is 509-335-0267. Media parking for Bohler Gym is available through arrangements with the Media Relations office.

PAUL WULFF TELECONFERENCES

Head Coach Paul Wulff will conduct a weekly teleconference each Tuesday morning throughout the season. Media wishing to participate in the teleconference should contact the Media Relations office at (509) 335-2684. Wulff will also participate in the weekly Pacific-10 Conference Media Teleconference. Media wishing to participate should contact the Pac-10 office at (925) 932-4411.

BEST TIME TO REACH PAUL WULFF

The best time to reach head coach Paul Wulff is between 11 a.m. and 1 p.m. Tuesdays. Please give at least 24-hour notice on all interview requests. Contact the Media Relations Office at (509) 335-2684 to make arrangements. Wulff is usually available after the conclusion of practice on the field. Prior arrangements are requested.

PLAYER/COACH INTERVIEWS

All player interviews, either in person or by telephone, must be arranged through the WSU Media Relations Office at least 24 hours in advance of interview. Student-athletes are typically available to the media Monday through Wednesday following practice. Television interviews are permitted with coaches and student-athletes prior to practice if arranged through the Media Relations office. Interviews following practice will be conducted on Rogers Practice Field or in the Sports information office through prior arrangements. Daily practice times are 3:45 – 5:45 p.m. (subject to change), though media should plan on concluding pre-practice interviews by 3:30 p.m. Following the media availability after Wednesday's practice, student-athletes are no longer accessible until the conclusion of that week's game. All coaches and staff interviews should be arranged through the WSU Media Relations Office.

DAILY PRACTICES

Washington State University practice sessions are conducted on the Rogers Practice Field, adjacent to Martin Stadium and are open to the media. Practices begin at approximately 3:45 p.m. Media wanting to attend practices and/or make arrangements for player interviews after practice, contact the Media Relations Office at (509) 335-2486.

PRACTICE VIDEO/PHOTOS

Only limited portions of WSU's daily football practices (up through the first 30 minutes) may be videotaped or photographed. All camera personnel should be escorted by a member of the media relations office at all times.

VIDEO FEEDS

Videotape highlights of Washington State football are available each week throughout the season via the Pacific-10 Conference satellite feed. For more information, contact the Pac-10 office at (925) 932-4411.

WEEKDAY MEDIA PARKING

Media wishing to attend practice or interview coaches and/or student-athletes can make parking arrangements through the WSU Media Relations office.

SEASON CREDENTIALS

Media outlets wishing to obtain season credentials to Washington State University home football games should direct inquiries to Bill Stevens (wsstevens@wsu.edu/509-335-2684). Written requests can be sent to WSU Media Relations, Bohler Athletic Complex 195, PO Box 641602, Pullman, WA 99164-1602. Requests should be made in writing by sports editors/directors on appropriate letterhead. All requests for season credentials should be submitted by Friday, Aug. 10. Only media who cover the Cougars on a regular basis will be considered for season credentials.

SINGLE-GAME CREDENTIALS

All single-game requests should be made in writing at least one week prior to the game for which the credential is requested. No credential requests will be considered after 5 p.m. Thursday of game week. Requests for media covering a visiting team should be made through the opposing school's Sports Information Director. Credentials will be held in the Media Will Call booth the day of the game unless other arrangements are made.

PROFESSIONAL SCOUTS

Professional teams wanting to scout games in Martin Stadium may purchase game tickets through the WSU Ticket Office at 1-800-GO-COUGS.

WILL CALL

The Media Will Call booth is located at Gate A on the Northeast side of Martin Stadium. It will be open four hours before kickoff and remains open through the conclusion of the second quarter. Identification is required to pick up credentials or tickets. Parking passes cannot be left at will call.

STADIUM ACCESS

The football press box is located on the south side of the stadium with the easiest media access through Gate G of Martin Stadium.

PRESS BOX SERVICES

The WSU Media Relations Office will furnish game programs, pregame notes, flip cards and press guides prior to the game. Play-by-play accounts, halftime and game statistics and postgame coaches' quotes will be distributed. A verbal play-by-play account of down and distance will be provided over the press box public address system. Postgame fax services for statistical information will be available to the media following the game. Media requiring this service should contact a member of the WSU Media Relations staff by the end of the third quarter. A complimentary meal and soft drinks will be served prior to the game through halftime to all media members in the press box.

WIRELESS INTERNET

Wireless internet is available on game days in the press box and in the media work room.

TELEPHONES

Media outlets wanting to place a telephone line in the Martin Stadium press box should contact the WSU Media Relations Office at (509) 335-2684 at least three days in advance of the game. Several telephones will also be available for media use in the postgame media work area in Bohler Athletic Complex Room 186.

PHOTOGRAPHERS

Field photographers must wear a photo vest in plain sight at all times, in addition to the photo credential. The vest can be picked up on the northwest side of the field, next to the tunnel. NCAA rules limit shooting to outside the restraining line enclosing the playing field and outside the 25-yard lines (the team area).

PHOTOGRAPHER WORK AREA

A photo work area is available in the Bohler Athletic Complex, Room M40. Wireless internet, pregame meals, game programs and flip cards are all available in the photo work area.

POSTGAME INTERVIEWS

WSU postgame interviews are conducted in Bohler Athletic Complex Room 186, located adjacent to Martin Stadium. Following a 10-minute cooling off period, head coach Paul Wulff will answer questions first, followed by requested student-athletes. The visiting team locker room is located at the north end, ground level, of the Physical Education Building (PEB) next to the weight room. Visiting team head coach and student-athlete interviews will be conducted outside the team lock room and will be coordinated through the visiting team SID staff.

POSTGAME MEDIA WORK AREA

Media may work in the press box following games, but are encouraged to use the Media Relations office work room or Bohler Athletic Complex Room 186. Wireless internet, telephones and final statistics are available there as well.





WSU MEDIA

NEWSPAPERS

THE SPOKESMAN-REVIEW (AM). W. 999 Riverside, Spokane, WA 99210-1615. (509) 459-5500. FAX (509) 744-5655. SE – Joe Palmquist. Columnist – John Blanchette. WSU Beat – Vince Grippi.

DAILY NEWS (PM). 409 S. Jackson, Moscow, ID 83843. (208) 882-5561. FAX (208) 883-8205. SE – Sandra Kelly. WSU Beat – Devin Rokytka

LEWISTON TRIBUNE (AM). 505 'C' Street, Lewiston, ID 83501. (208) 743-9411. FAX (208) 746-1185. SE – Jim Browitt. Writers – Dale Grummert, Josh Wright (all write columns).

THE NEWS TRIBUNE (PM). P.O. Box 11000, Tacoma, WA 98411. (800) 388-8742. FAX (253) 597-8360. SE – Dale Phelps. WSU Beat – Todd Milles. Columnists - Dave Boling, John McGrath

SEATTLE POST-INTELLIGENCER (AM). 101 Elliott, Seattle, WA 98110. (206) 448-8373. FAX (206) 448-8164. SE – Ron Matthews. Writer – Nick Rousso. Columnist – Jim Moore, Art Thiel.

SEATTLE TIMES (AM/PM). P.O. Box 70, Seattle, WA 98111. (206) 464-2275. FAX (206) 464-3255. SE – Cathy Henkel. Columnists – Jerry Brewer, Steve Kelley, Bud Withers. WSU Beat – Craig Smith.

VANCOUVER COLUMBIAN (AM). P.O. Box 180, Vancouver, WA 98661. (360) 735-4484. FAX (360) 699-6026. Exec. S.E. – Greg Jayne. WSU Beat – Nick Daschel.

TRI-CITY HERALD (AM). P.O. Box 2608, Tri-Cities, WA 99302. (509) 582-1500. FAX (509) 582-1510. SE – Jeff Morrow. Columnist – Hec Hancock. WSU Beat – Eric Degerman.

DAILY EVERGREEN (AM). Murrow Hall 113, Pullman, WA 99164-2510. (509) 335-4573. FAX (509) 335-7401.

ASSOCIATED PRESS. W. 926 Sprague, P.O. Box 2173, Spokane, WA 99201. (509) 624-1258. FAX (509) 747-7641. Nick Geranios.

TELEVISION

KXLY-TV (ABC, Channel 4). W. 500 Boone, Spokane, WA 99201. (509) 324-4040. FAX (509) 327-3932. SD – Dennis Patchin. Cougar Beat Reporter – Rick Lukens. Weekend Sports Anchor – Ben Kaplan. Reporters - Kayla Anderson, Keith Osso (kxly.com).

KREM-TV (CBS, Channel 2). S. 4103 Regal, Spokane, WA 99203. (509) 838-7371. FAX (509) 448-6397. SD – Tom Hudson. Reporter - Tim Lewis.

KHQ-TV (NBC, Channel 6). P.O. Box 600, Spokane, WA 99210-0600. (509) 448-3241. FAX (509) 448-4644. SD – John Fritz. Reporter – Derek Deis.

KLEW-TV (CBS, Channel 3). 2626 17th Street, Lewiston, ID 83501. (208) 746-2636. FAX (208) 746-4819. SD – TBA.

RADIO

KCLX Radio (1450). P.O. Box 8849, Moscow, ID 83843. (208) 882-2551. FAX (208) 883-3571. Sports – Steve Grubbs.

KXLY Radio (920). W. 500 Boone, Spokane, WA 99201. (509) 329-4306. Sports – Bud Nameck.

KQQQ/KHTR (1150/104.3). 1101 Old Wawawai Road, Pullman, WA 99163. (509) 332-6551. News – Evan Ellis.

Cougar Broadcast Team. Bob Robertson - 253-564-2473 (H), Jim Walden - 208-689-9168 (H), Bud Nameck - 509-329-5040, 994-7788 (H).

