

HISTORY & AWARDS



HONORS

FRANK BUTLER AWARD WINNERS

Awarded annually to a senior member of the Cougar football team who exemplifies the Cougar spirit that Spokane booster Frank Butler was famous for.

- 1971 Chuck Hawthorne
- 1972 Steve Hamilton
- 1973 Tom Poe
- 1974 Gary Larsen
- 1975 Vern Chamberlain
- 1976 Tim Ochs
- 1977 Dan Doornink
- 1978 Jack Thompson
- 1979 Bevan Maxey
- 1979 Bob Gregor
- 1980 Samoa Samoa
- 1981 Jeff Keller
- 1982 Gary Patrick
- 1983 Sonny Elkinton
- 1984 Dan Lynch
- 1985 Curt Ladines
- 1986 Rick Chase
- 1987 Chris Hiller
- 1988 Artie Holmes
- 1989 Mark Ledbetter
- 1990 Dan Webber
- 1991 Jay Reyna
- 1992 C. J. Davis
- 1993 Robbie Tobeck
- 1994 Josh Dunning
- 1994 Payam Saadat
- 1995 Eric Moore
- 1996 David Knuff
- 1997 Dorian Boose
- 1998 Rob Rainville
- 1999 Steve Gleason
- 2000 Adam Hawkins
- 2001 Jeremy Thielbahr
- 2002 Collin Henderson
- 2003 Jason David
- 2004 Jeremy Bohannon
- 2005 Marty Martin
- 2006 Mkristo Bruce



*2006 Butler Award winner
Mkristo Bruce*

LAURIE NIEMI AWARD WINNERS

Awarded to the senior who best shows the courage, spirit, and attitude of former Cougar assistant coach Laurie Niemi.

- 1968 Steve Bartelle
- 1969 No Winner
- 1970 Terry Durst
- 1971 Brian Lange
- 1972 Mike Johnson
- 1973 Craig Craighead
- 1974 Steve Ostermann
- 1975 Carl Barschig
- 1976 Jon DesPois
- 1977 Don Hover
- 1978 Mark Chandless
- 1979 Tali Ena
- 1980 Jim Whatley
- 1981 Ken Collins
- 1982 Ken Emmil
- 1983 Pat Lynch
- 1984 Brent White
- 1985 Mike Dreyer
- 1986 Ron Collins
- 1987 Brian Forde
- 1988 James Hasty
- 1989 Ivan Cook
- 1990 Paul Wulff
- 1990 Chris Moton
- 1991 Lee Tillemann
- 1992 Lewis Bush
- 1993 Mike Pattinson
- 1994 Ron Childs
- 1995 Greg Burns
- 1996 James Darling
- 1997 Leon Bender
- 1998 Dee Moronkola
- 1999 Steve Gleason
- 2000 Austin Matson
- 2001 Dave Minnich
- 2002 Mawuli Davis
- 2003 Jeremey Williams
- 2004 Hamza Abdullah
- 2005 Troy Bienemann
- 2006 Scott Davis



*2006 Niemi Award winner
Scott Davis*

J. FRED BOHLER AWARD WINNERS

By a vote of his teammates, this award is given annually to a member of the football team who best exemplifies the inspiration of former athletic director and head basketball coach J. Fred Bohler.

- | | | | |
|-----------------------|--------------------------|----------------------|------------------------|
| 1921 Milo McIver | 1943 No Football | 1965 Willie Gaskins | 1987 Chris Leighton |
| 1922 Ford Dunton | 1944 No Football | 1966 Dave Petersen | 1988 Victor Wood |
| 1923 John Zaepfel | 1945 Rod Giske | 1967 Mike Cadigan | 1989 Marlin Brown |
| 1924 William Hales | 1946 Dick Abrams | 1968 Steve Bartelle | 1990 Jody Sears |
| 1925 William Kramer | 1947 Jerry Williams | 1969 No Award | 1991 Jay Reyna |
| 1926 Harold J. Hansen | 1948 Laurie Niemi | 1970 Bob Ewen | 1992 Konrad Pimiskern |
| 1927 Carl Gustafson | 1949 Otto Kofler | 1971 Steve Busch | 1993 DeWayne Patterson |
| 1928 Daniel Horan | 1950 Laverne Torgeson | 1972 Ty Paine | 1994 Josh Dunning |
| 1929 Archie Buckley | 1951 Byron Bailey | 1973 Ken Grandberry | 1994 Payam Saadat |
| 1930 Harold Ahlskog | 1952 Elmer Messenger | 1974 Gary Larsen | 1995 Chris Hayes |
| 1931 George Hurley | 1953 Wayne Berry | 1975 Vaughn Williams | 1996 Johnny Nansen |
| 1932 Clement Senn | 1954 Talmadge Washington | 1976 Bob Hill | 1996 Scott Sanderson |
| 1933 Phil Sarboe | 1955 Vaughan Hitchcock | 1977 Brian Kelly | 1997 Cory Withrow |
| 1934 Harold Hawley | 1956 Everett Gust | 1978 Tom Larsen | 1998 Steve Gleason |
| 1935 Charles McBride | 1957 Swinton Aldrich | 1979 Steve Grant | 1999 Torry Hollimon |
| 1936 Floyd Terry | 1958 Bill Steiger | 1980 Scott Pelluer | 2000 Chris Martin |
| 1937 Hal Smith | 1959 Marvin Nelson | 1981 Mike Walker | 2001 Billy Newman |
| 1938 John Klumb | 1960 Roger Duprel | 1982 Steve Sebahar | 2002 Fred Shavies |
| 1939 Earle Ross | 1961 Jerry Campbell | 1983 Tracy Adkins | 2003 Matt Kegel |
| 1940 Earle Stone | 1962 George Reed | 1984 Jerald Waters | 2004 Jeremy Bohannon |
| 1941 Herb Godfrey | 1963 Roy Busse | 1985 Ruelben Mayes | 2005 Will Derting |
| 1942 Bill Remington | 1964 Wally Dempsey | 1986 Kerry Porter | 2006 Eric Frampton |

HONORS

ALL-CONFERENCE FIRST TEAM

(All-PCC Team by Helms Athletic Foundation, 1916-1938)

- 1917 Clarence Zimmerman, e
Walter Herried, t
Silas Stites, g
Benton Bangs, hb
- 1919 Roy Hanley, e
Walter Herried, t
Earl Dunlap, c
Lloyd Gillis, fb
- 1920 Fred Hamilton, g
Earl Dunlap, c
Lloyd Gillis, fb
- 1921 Earl Dunlap, g
(played center)
- 1925 Herbert Meeker, qb
- 1929 Elmer Schwartz, fb
- 1930 Glenn "Turk" Edwards, t
Mel Hein, c
- 1932 George Sander, hb
- 1934 George Theodoratus, t
Ed Goddard, qb
- 1935 Ed Goddard, qb
- 1936 Ed Goddard, hb
- 1937 Al Hoptowitz, g
- 1948 Laurie Niemi, t
Jerry Williams, hb
- 1949 Don Paul, hb
- 1950 Laverne Torgeson, lb
- 1951 Ed Barker, e
Don Steinbrunner, e
- 1956 Bill Steiger, hb
- 1957 Don Ellingsen, e
Bob Newman, qb
- 1958 Chuck Morrell, fb
- 1962 Hugh Campbell, e
- 1964 Clancy Williams, hb
- 1965 Wayne Foster, dt
Bill Gaskins, cb
- 1966 Doug Flansburg, e
Ron Vrilcak, c
- 1969 Lionel Thomas, db
- 1970 Steve Busch, g
- 1971 Steve Busch, g
Bernard Jackson, rb
Don Sweet, k
Ron Mims, db
- 1972 Bill Moos, ot
Steve Ostermann, g
- 1973 Steve Ostermann, g
Tom Poe, lb
Geoff Reece, c
- 1974 Steve Ostermann, g
Geoff Reece, c
Gary Larsen, lb
- 1975 Gavin Hedrick, p
- 1976 Jack Thompson, qb
Mike Levenseller, se



Ed Goddard: Three-time All-Conference quarterback, 1934-35-36.



Calvin Armstrong: Two-time All-Pac-10, 2002, 2004

- 1977 Mike Levenseller, se
Gavin Hedrick, p
- 1978 Jack Thompson, qb
Mark Chandless, c
Allan Kennedy, ot
- 1979 Paul Sorensen, fs
- 1981 Matt Elisara, ng
Kerry Porter, rb
Dan Lynch, og
Keith Millard, dt
Eric Williams, dt
- 1984 Dan Lynch, og
Rueben Mayes, rb
Mark Rypien, qb
- 1985 Rueben Mayes, rb
Erik Howard, dt
Kitrick Taylor, rs
- 1988 Mike Utley, og
Steve Broussard, rb
- 1989 Jason Hanson, pk
Steve Broussard, rb
John Husby, ot
Don Grayson, lb
- 1990 Clarence Williams, te
Jason Hanson, pk/p
- 1991 Jason Hanson, p
Clarence Williams, te
- 1992 Drew Bledsoe, qb
Clarence Williams, te
- 1993 DeWayne Patterson, de
Anthony McClanahan, lb
Deron Pointer, rs
- 1994 Mark Fields, lb
DeWayne Patterson, de
Chad Eaton, dt
Don Sasa, dt
- 1996 James Darling, lb
Scott Sanderson, ot
Shawn Tims, rs
- 1997 Ryan Leaf, qb
Leon Bender, dt
- 2001 Derrick Roche, og
Lamont Thompson, fs
Drew Dunning, k
Jason Gesser, qb
Calvin Armstrong, ot
Derrick Roche, og
Rien Long, dt
- 2003 Marcus Trufant, cb
Josh Parrish, ol
Will Derting, lb
Jason David, cb
Erik Coleman, fs
Drew Dunning, pk
Calvin Armstrong, ot
- 2004 Jerome Harrison, rb
- 2005 Mkristo Bruce, de
- 2006 Eric Frampton, ss

HONORS



Glenn "Turk" Edwards was named to two All-America first teams in 1930.



Jerome Harrison was a consensus All-America selection in 2005, being named to seven All-America first teams.



Mike Utley was named to six All-America first teams in 1988.



Drew Bledsoe was an All-American in 1992 while leading WSU to a Copper Bowl win.

ALL-AMERICA FIRST TEAM

1930	Glenn "Turk" Edwards, t (by AP, NY Sun) Mel Hein, c (by All-America Board) Harold Ahlskog, g (by NY Post)
1934	Ed Goddard, qb (Liberty Mag.)
1935	Ed Goddard, qb (Liberty Mag.)
1936	Ed Goddard, qb (by UPI, Liberty Mag.)
1941	Dale Gentry, e (by NY Sun)
1942	Bob Kennedy, fb (by UPI)
1948	Laurie Niemi, t (by INS)
1956	Bill Steiger, e (by FWA-Look)
1961	Hugh Campbell, e (by All-America Board)
1964	Clancy Williams, hb (by AP, NEA, FWA-Look)
1965	Wayne Foster, dt (by FWA-Look)
1974	Geoff Reece, c (by Time Magazine, Walter Camp)
1977	Ken Greene, db (NEA)
1978	Jack Thompson, qb (by Sporting News)
1981	Paul Sorensen, fs (by Football News, NEA) Pat Beach, te (by Sporting News)
1984	Dan Lynch, og (by AP, Football News) Rueben Mayes, rb (by UPI, Football Writers)
1985	Rueben Mayes, rb (by Football News)
1988	Mike Utley, og (by AP, UPI, Football Writers, AFCA-Kodak, Scripps-Howard, Football News)
1989	Jason Hanson, pk (AP, UPI, AFCA-Kodak, Football Writers, Walter Camp, NEA, Sporting News, Football News)
1991	Jason Hanson, pk (by UPI, Football Writers)
1992	Drew Bledsoe, qb (by NEA)
1994	DeWayne Patterson, de (by Football News)
1996	Scott Sanderson, ot (by Sporting News)
1997	Ryan Leaf, qb (by Sporting News)
2001	Lamont Thompson, fs (by AP)
2002	Jason Gesser, qb (by College Football News) Rien Long, dt (by AP, FWA, CNNSI.com, Sporting News, ESPN) Derrick Roche, og (by AFCA) Marcus Trufant, cb (by ESPN)
2003	Drew Dunning, pk (Sporting News)
2005	Jerome Harrison, rb (by AP, FWA, ESPN, CNNSI.com, Sporting News, College Football News, Rivals.com)

ALL-AMERICA SECOND TEAM

1928	Mel Dressel, t (by NY Sun)
1930	Mel Hein, c (by NANA, AP) Glenn "Turk" Edwards, t (by NANA) Elmer Schwartz, fb (by NANA)
1932	George Sander, hb (by AP, NEA, NY Sun)
1942	Bob Kennedy, fb (by AP)
1956	Bill Steiger, e (by AP)
1962	Hugh Campbell, e (by AP, UPI)
1965	Bill Gaskins, cb (by UPI, NEA)
1981	Pat Beach, te (by NEA) Paul Sorensen, fs (by Sporting News)
1984	Dan Lynch, og (by Sporting News)
1986	Rueben Mayes, rb (AP, Football News, Sporting News) Kerry Porter, rb (Sporting News) Ricky Reynolds, db (Sporting News)
1988	Mike Utley, og (by Sporting News) Steve Broussard, rb (by Sporting News)
1994	DeWayne Patterson, de (by AP) Chad Eaton, dt (by UPI)
1996	James Darling, lb (by Sporting News)
1997	Ryan Leaf, qb (by AP)
2001	Lamont Thompson, fs (by Sporting News)
2002	Derrick Roche, og (by AP, Sporting News, CNNSI.com) Marcus Trufant, cb (by AP)
2005	Jerome Harrison, rb (by Walter Camp, AFCA)
2006	Mkristo Bruce, de (by AP, Walter Camp)

ALL-AMERICA THIRD TEAM

1928	Mel Dressel, t (by AP)
1930	Elmer Schwartz, fb (by AP)
1936	Ed Goddard, qb (by AP)
1941	Nick Susoeff, e (by AP) Bill Sewell, qb (by AP)
1957	Don Ellingsen, e (by AP)
1960	Hugh Campbell, e (by AP)
1961	Hugh Campbell, e (by AP, UPI)
1988	Tim Stallworth, wr (by Football News)
1990	Jason Hanson, p (by Football News, AP)
1991	Jason Hanson, pk (by Football News)
1992	Anthony McClanahan, lb (by Football News)
1993	Anthony McClanahan, lb (by Football News)
1994	Chad Eaton, dt (by AP) Mark Fields, lb (by AP)
1996	Scott Sanderson, ot (by Football News)
1997	Leon Bender, dt (by AP)
2006	Mkristo Bruce, de (CNNSI.com, CollegeFootballNews.com)

Washington State University

KICKERS

JASON HANSON LEADS FIELD GOAL LIST

WSU kickers have booted 35 field goals of 50 yards or longer, including the first one by Joe Danelo, a 50-yarder in 1972 against USC. Jason Hanson, now an NFL star with the Detroit Lions, holds the distinction of having kicked the most field goals 50 yards or longer for Washington State and owns the school record with a 62 yard kick in 1991 at UNLV. Hanson, in his career as both a punter and kicker, earned All-America first team honors three times and academic All-America first team honors three times. While at WSU, 1988-91, Hanson made 18 field goals of 50 yards or longer, including the 62-yarder, which at the time was the longest in NCAA history without the use of a kicking tee. In all, eight Cougar kickers have had at least one field goal of 50 yards or longer. Rian Lindell, who finished up his career in 1999, booted five kicks through the uprights from 50 yards or longer and Aaron Price, youngest son of WSU head coach Mike Price, had three of the magical kicks. Four Cougar kickers had two field goals 50 yards or longer, Paul Watson, Joe Danelo, Tony Truant and Kevin Morris, while Kevin Adams had one long field goal.

Oregon State has been the victim of the most Cougar field goals 50 yards or longer. WSU kickers have booted seven against Oregon State and five against Arizona. Cougar kickers have hit three long field goals each against Stanford and UCLA and two each against Brigham Young,



NO RARITY AT WSU - 50 YARD FIELD GOALS

Jason Hanson, who set the NCAA record for the longest field goal without use of a kicking tee when he booted a 62-yarder at UNLV in 1991, has kicked more field goals of 50 yards or longer than any other Cougar, 18.

Idaho and Fresno State. The other 11 field goals include one each against Pac-10 foes Arizona State, Washington, USC and California and non-conference opponents UNLV, Boise State, Wyoming, Ohio State, Temple, Illinois and Montana State. The only conference opponent WSU has not hit a 50-plus field goal against is Oregon.

ALL-WEST COAST FIRST TEAM (BY AP)

1928	Mel Dressel, t	1945	Rod Giske, g	1960	Hugh Campbell, e	1970	Lionel Thomas, db
1929	Elmer Schwartz, fb	1948	Laurie Niemi, t	1961	Hugh Campbell, e	1971	Buzz Brazeau, ot
	Mel Hein, c	1950	Laverne Torgeson, fb	1962	Hugh Campbell, e		Steve Busch, g
	Elmer Schwartz, fb	1951	Ed Barker, e	1964	Clancy Williams, rb		Bernard Jackson, rb
1932	George Sander, hb		Don Steinbrunner, e	1965	Larry Eilmes, fb		Ron Mims, db
1935	Ed Goddard, qb	1956	Bill Steiger, hb		Ron Vrilcak, c	1973	Steve Ostermann, og
1936	Ed Goddard, qb	1957	Don Ellingsen, e		Wayne Foster, dt	1976	Mike Levenseller, se
1941	Dale Gentry, e		Bob Newman, qb		Bill Gaskins, cb	1977	Mike Levenseller, se
	Bill Sewell, qb	1958	Chuck Morrell, fb	1966	Doug Flansburg, e	1979	Allan Kennedy, ot
	Nick Susoeff, e		Marv Nelson, g	1968	Mark Williams, rb		
1942	Bob Kennedy, fb	1959	Keith Lincoln, rb	1969	Lionel Thomas, db		

HONORS

CAMP FOOTBALL FOUNDATION

1974 Geoff Reece, c

JAPAN BOWL

(Tokyo, Japan)

1977 Mike Levenseller, se*
1981 Allan Kennedy, ot
1982 Paul Sorensen, fs
1986 Erik Howard, dr
1988 Chris Dyko, ot
Ivan Cook, de
1989 Tim Stallworth, wr
1990 Mike Smith, og
1991 Bob Garman, og*
1992 Bob Garman, og
Clarence Williams, te

*Selected but did not play

COLLEGE ALL-STAR GAME

(Chicago, Illinois; no longer played)

1960 Keith Lincoln, rb

ALL-STAR GRIDIRON CLASSIC

(Orlando, Florida)

1998 Dee Moronkola, db
Jonathan Nance, de
2001 Billy Newman, ss
2002 Mike Bush, wr

ALL-AMERICA GAME

(Tampa, Florida; no longer played)

1973 Kenn Grandberry, rb
1974 Joe Danelo, pk

VOIT MEMORIAL TROPHY

(Outstanding Player on the Pacific Coast)

1961 Hugh Campbell, wr

POP WARNER AWARD

(Outstanding Senior on the Pacific Coast)

1985 Rueben Mayes, rb

COACHES ALL-AMERICAN

(Lubbock, Texas; no longer played)

1960 Keith Lincoln, rb
1962 Mel Melin, qb
1971 Bernard Jackson, rb
Ron Mims, db
1972 Ty Paine, qb
1973 Ken Grandberry, rb
Tom Wickert, ot
1974 Geoff Reece, c



Former WSU Alumni Director Keith Lincoln played in the 1960 All-America game.

CHALLENGE BOWL

(Seattle, Washington; no longer played)

1977 Mike Levenseller, se
Ken Greene, db
Dan Doornink, rb (MVP)
Don Hover, lb
Don Schwartz, db
Eason Ramson, te
1978 Mark Chandless, c
Tom Larsen, ot
Jack Thompson, qb (MVP)
Paul Watson, pk
George Yarno, dt



Dan Doornink was MVP of the 1977 Challenge Bowl.

HONORS

HULA BOWL

(Honolulu, Hawaii)

1949	Laurie Niemi, t
	Jerry Williams, rb
1961	Keith Lincoln, rb
1963	Hugh Campbell, e
	George Reed, rb
1965	Clarence Williams, rb
1966	Larry Eilmes, rb
	Wayne Foster, dt
1967	Dave Petersen, rb
1968	Doug Flansburg, e
	Dave Middendorf, t
1969	Dave Golinsky, t
1972	Bernard Jackson, rb
1974	Tom Poe, lb
1975	Steve Ostermann, ot
1978	Mike Levenseller, se
1979	Jack Thompson, qb
1980	Samoa Samoa, qb (MVP)
1984	Joe Taylor, db
1985	Lee Blakeney, lb
1986	Curt Ladiness, c
1988	Mike Utley, og
	Maury Metcalf, olb
1989	Steve Broussard
1991	Jason Hanson, pk
1993	Anthony McClanahan, lb
1994	DeWayne Patterson, de
	Chad Eaton, dt
1997	Duane Stewart, db
	Kevin McKenzie, wr
1998	Dee Moronkola, db
	Love Jefferson, te
	Rob Rainville, ot
1999	Kareem Anderson, p
2000	Chris Martin, cb
	Marcus Williams, wr*
2002	Jerome Riley, wr
2003	Isaac Brown, de
	Erik Coleman, fs
	Sammy Moore, wr
	Josh Parrish, ol
	Jeremey Williams, dt
2004	Hamza Abdullah, db
	Chris Bruhn, rb
2006	Eric Frampton, s
	Tyron Brackenridge, db*

*Selected but did not play

BLUE-GRAY

(Montgomery, Alabama)

1974	Gary Larsen, lb
1986	Geoff Reece, c
1986	Erik Howard, dt
	Rueben Mayes, rb
1987	Kerry Porter, rb
	Ricky Reynolds, cb
1989	Steve Broussard, rb*
	Doug Wellstandt, te
1990	Mike Smith, og
1991	Bob Garman, ot*
1993	Brett Carolan, te
	Josh Dunning, og
	Mike Pattinson, qb
1996	Shad Hinchin, cb
1998	Dee Moronkola, db
	Love Jefferson, te
1999	Rob Meier, dt
	Ryan Tujague, ot
2000	Marcus Williams, wr

*Selected but did not play

SENIOR BOWL

(Mobile, Alabama)

1959	Chuck Morrell, fb
	Bill Steiger, hb
1960	Gail Cogdill, e
	Don Ellersick, hb
1962	Mel Melin, qb
	Peter Schenck, wr
1975	Andrew Jones, rb
	Geoff Reece, c
1978	Ken Greene*, db
1984	Dan Lynch+, g
	Keith Millard, dt
	Eric Williams, dt
1985	Dan Lynch, og
1986	Rueben Mayes, rb
	Mark Rypien, qb
1987	Brian Forde, lb
1988	Mike Utley, og
1994	Torey Hunter, cb
	Don Sasa, dt
	Mark Fields, lb
1995	Dwayne Sanders, de
1996	James Darling, lb
	Scott Sanderson, ot
1997	Dorian Boose, de
	Leon Bender, dt
	Jeff Banks, p
1998	Gary Homes, dt
2001	Lamont Thompson, fs
	Raonall Smith, lb
	Nakoa McElrath, wr
2002	Marcus Trufant, cb
2005	Jerome Harrison, rb
2006	Jason Hill, wr

+ Later granted another year of eligibility for 1984 collegiate season

* Selected but did not play

LAS VEGAS CLASSIC

(FORMERLY PARADISE BOWL)

(Las Vegas, Nevada)

2001	Alan Cox, P
	Joey Hollenbeck, og
	James Price, lb
	Jeremy Thielbahr, te
	Tupo Tuupo, de
2003	Drew Dunning, pk
	Matt Kegel, qb
2006	Cody Boyd, te#
	Scott Davis, lb#
	Steve Dildine, lb#

#Selected but game not played

THE VILLAGE CLASSIC

(The Villages, Florida)

2003	Matt Kegel, qb
	Virgil Williams, ss

TEXAS VS. THE NATION

(El Paso, Texas)

2006	Cody Boyd, te
------	---------------

EAST-WEST SHRINE GAME

(Stanford, Calif.)

1926	Fred Kramer, g
1927	Butch Meeker, qb
1928	Mel Dressel, t
	Dan Horan, fb
	Ted Rowher*, hb
1931	George Hurley, e
	Glenn "Turk" Edwards, t
1932	Phil Sarboe, fb
1933	Clem Senn, g
1934	George Theodoratus, t
	Frank Stojak, g
1935	Ted Christofferson, hb
	John Bley, e
1936	Ed Goddard, qb
	Floyd Terry, hb
	Roger Dougherty, fb
1937	Al Hoptowitz, g
	Carl Littlefield, hb
	Bob Grimstead, e
1938	Dick Farman, t
1940	Stan Johnson, k
1941	Bill Sewell, qb
	Dale Gentry, e
1942	Bob Kennedy, fb
	Nick Susoeff, eq
	Bill Remington, c
1945	Rod Giske, g
1947	Francis Bacoka, e
	Tom Parry, e
1948	Laurie Niemi, t
	Jerry Williams, hb
	David Swanson, e
1949	Don Paul, hb
1950	Laverne Torgeson, lb
1951	Bud Roffler, hb
1952	Ed Barker, e
	Harlan Svare, e
	Elmer Messenger, t
1954	Duke Washington, fb
1955	Vaughan Hitchcock, g
1958	Bob Newman, qb
	Bill Steiger, hb
1959	Don Ellersick, db
	Gail Cogdill, e
	Keith Lincoln, rb
1960	Mel Melin, qb
1961	Hugh Campbell, e
1962	George Reed, rb
	Roy Busse, c
1963	Glenn Baker, t
	Clancy Williams, rb
1964	Wayne Foster, dt
1965	Dave Middendorf, g
1967	Bernard Jackson, rb
1971	Steve Busch, g
	Buzz Brazeau, ot
1972	Ty Paine, qb
	Jim Robinson, de
	Bill Moos, ot
1973	Tom Wickert, ot
	Eric Johnson, db
	Ken Grandberry, rb
1974	Andrew Jones, rb
	Geoff Reece, c
1977	Ken Greene, db
	Gavin Hedrick, p
1979	Bob Gregor, db
1980	Scott Pelluer, olb



The first WSU player selected to the East-West Shrine Game team was Fred Kramer.

1982	Pat Beach, te
	Paul Sorensen, fs
1983	Tim Harris, rb
1984	Keith Millard, dt
1985	Dan Lynch, og
1986	Rueben Mayes, rb
	Mark Rypien, qb
1987	Kerry Porter, rb
	Ricky Reynolds, cb
1988	Mike Utley, og
1989	Tim Stallworth, wr
	Steve Broussard, rb*
	Tony Savage, dt
1991	Jason Hanson, pk
	Bob Garman, og*
1992	Bob Garman, og
	Clarence Williams, te
1993	Anthony McClanahan, lb
1994	DeWayne Patterson, de
	Chad Eaton, dt
	Mark Fields, lb
1995	Chris Hayes, lb
1996	Scott Sanderson, ot
	James Darling, lb
1997	Jason McEndoo, og
	Dorian Boose, de
	Michael Black, rb*
2001	Lamont Thompson, fs
	Billy Newman, ss
	Nakoa McElrath, wr*
2002	Derrick Roche, og
2003	D.D. Acholonu, de
	Jason David, cb
	Jeremey Williams, dt
2004	Calvin Armstrong, ot
	Karl Paymah, cb
2005	Nick Mihlhauser, c
	Jerome Harrison, rb*
	Will Derting, lb*
2006	Mkristo Bruce, de
	Tyrone Brackenridge, db
	Charles Harris, ol

*Selected but did not play

BOWL GAME 1

ROSE BOWL

PASADENA, CALIF.
 JANUARY 1, 1916
 FINAL WSU RECORD: 7-0-0

ROSTER

- 6 Harry "Hack" Applequist, g
- 14 Benton Bangs, h
- 10 Ralph Boone, h
- 7 Bert Brooks, t
- 2 Ace Clark (Captain)
- 8 Carl Deitz, f
- 15 Basil Doane, f
- 12 Arthur "Bull" Durham, qb
- 5 M. Ray Finney, g
- 3 Roland M. "Fish" Fishback, g
- 11 Dick Hanley, h
- 17 Walter Herreid, t
- 21 Earl King, g
- 4 Albert Langdon, c
- 9 Ray Loomis, e
- 16 Silas Stites, g
- 1 Clarence Zimmerman, e
- Frank Michaels
- Clarence Boone

HEAD COACH



William "Lone Star" Dietz

1915 RESULTS

- 28-3 Oregon
- 29-0 @ Oregon State
- 41-0 @ Idaho
- 27-7 Montana
- 17-0 Whitman
- 48-0 @ Gonzaga
- 14-0 Brown (Rose Bowl)

WSU 14, BROWN 0

A crowd of 10,000 was on hand at the Pasadena Rose Bowl January 1 to watch as undefeated Washington State took on eastern power Brown University in the first of the continuous Rose Bowls. WSU used third and fourth quarter touchdown runs by Ralph Boone and Carl Deitz to shutout the Bruins 14-0. Brown entered the game a two-to-one favorite, despite a modest 5-3-1 record. The Bruins' 3-0 win over Yale was the key accomplishment that earned the Rhode Island team an invitation to play in the Rose Bowl. A cold spell, followed by a heavy rain and some snow for three days prior to the game, turned the playing field into a sea of mud that slowed both teams. Brown came close to scoring twice in the first half, but each time Washington State's defense, which had allowed just one touchdown all season, rose to the task and halted the Bruins short of the goal line, once at the four yard line. Bruin star Fritz Pollard gained just 47 yards in 13 carries. Pollard later became the first black named to a Walter Camp All-America team and was the first black head coach in the National Football League. In the second half WSU's size advantage began to pay off as the Cougars took command, scoring once in each quarter. WSU's preparation for the game had been, to say the least, odd. Coach William "Lone Star" Dietz, out of the Carlisle Indian School, and his Cougar squad served as extras in the football film "Tom Brown of Harvard" each morning, then practiced for the bowl game during the afternoon. Each WSU player earned \$100 for the 14 mornings of movie work. During practice sessions, Dietz appeared in his "classic" coaching attire: a silk hat, Prince Albert cutaway coat, striped pants, yellow gloves, and a walking stick. Originally known as the Pasadena Tournament of Roses East-West game (it was 1923 when the real Rose Bowl facility was completed that the name changed), the WSU-Brown game was played at Tournament Park.



BROWN	0	0	0	0	0
WASHINGTON STATE	0	0	7	7	14

TEAM	QTR	SCORING PLAY
WSU	3	Boone 3 run (Durham kick)
WSU	4	Dietz 4 run (Durham kick)

ATTENDANCE—10,000



Washington State University's undefeated 1915 team met eastern power Brown University in the 1916 Rose Bowl and won 14-0, completing an undefeated season. The 1916 game was the first of the continuous Rose Bowl contests.

BOWL GAME 2

ROSE BOWL

PASADENA, CALIF.
 JANUARY 1, 1931
 FINAL WSU RECORD: 9-1-0, 6-0-0

ROSTER

- 3 Harold Ahlskog, t
- 2 Stanley Bishop, g
- 4 Henry Butherus, f
- 7 Walter Camp, t
- 9 Mentor Dahlen, q
- 10 Mike Davis, h
- 12 Glenn "Turk" Edwards, t
- 6 Carl Ellingsen, h
- 47 Art Freeborg, q
- 43 Bill Goodwin, t
- 19 Fred Green, g
- 22 Joe Hansen, c
- 39 Sam Hansen, e
- 56 Homer Hein, e
- 8 Mel Hein, c
- 17 George Hill, e
- 11 Lou Hull, h
- 28 George Hurley, g
- 38 John Hurley, e
- 15 Ralph Jackson, t
- 52 Virgil Jackson, t
- 24 DeWayne Johnson, f
- 20 Oscar Jones, h
- 21 Porter Lainhart, h
- 27 Ray Luck, q
- 40 Wilbur Luft, q
- 26 Lyle Maskell, e
- 16 Frank Mitchell, g
- 30 Howard Morgan, c
- 29 Howard Moses, h
- 41 Jack Parodi, g
- 50 George Sanders, h
- 5 Emmett Schroeder, h
- 33 Elmer Schwartz, f
(Captain)
- 37 Clement Senn, g
- 49 Stan Shaw, e
- 48 Leonard Soike, c

- 34 Arnold Soley, f
- 35 Bill Tonkin, q
- 57 Frank Wallulis, t
- 36 Harold Yap, g

1930 RESULTS

- 47-12 College of Idaho
 - 16-0 @ California
 - 7-6 USC
 - 24-0 @ Gonzaga
 - 61-0 Montana
 - 14-7 # Oregon State
 - 33-7 @ Idaho
 - 3-0 @ Washington
 - 13-0 @ Villanova
 - 0-24 Alabama (Rose Bowl)
- # = Played in Portland

HEAD COACH



O.E. "Babe" Hollingbery

ALABAMA 24, WSU 0

The Alabama Crimson Tide used a second-quarter blitz, including touchdown runs of one and 43 yards by quarterback Monk Campbell, to post a 24-0 win over previously undefeated Washington State in the 17th Rose Bowl game, viewed by 65,000 fans. Alabama's coach was Wallace Wade, who had been a member of the Brown University team that lost to WSU in the 1916 Rose Bowl. Wade, during his career, coached in five Rose Bowls.



ALABAMA	0	21	3	0	24
WASHINGTON STATE	0	0	0	0	0

TEAM	QTR	SCORING PLAY
Alabama	2	Suther 62 pass from Moore (Campbell kick)
Alabama	2	Campbell 1 run (Campbell kick)
Alabama	2	Campbell 43 run (Campbell kick)
Alabama	3	Whitworth 40 field goal

ATTENDANCE—65,000



"Babe" Hollingbery's fifth Cougar team went a perfect 9-0-0 to earn a Rose Bowl berth in 1930, including a 6-0 mark during the Pacific Coast Conference schedule. Included in the list of Cougar victims were California 16-0, USC 7-6, Washington 3-0 and Villanova 13-0. Two members of the WSU team later earned recognition in the College Football Hall of Fame, Mel Hein and Glen "Turk" Edwards.

BOWL GAME 3

HOLIDAY BOWL

SAN DIEGO, CALIF.

DECEMBER 18, 1981

FINAL WSU RECORD: 8-3-1, 5-2-0

ROSTER

89	Pat Beach, te	75	Pat Scribbick, ot
97	Mike Beasley, olb	51	Steve Sebahar, c
36	Cleve Bigelow, fs	48	Peter Shaw, ss
96	Lee Blakeney, slb	72	Kevin Sloan, ot
26	Roger Bolden, rb	82	Steve Smalls, wr
20	Al Bowers, rb	28	Paul Sorensen, fs
30	Nate Bradley, cb	80	Tom Spencer, te
25	Brian Brooks, cb	24	Darren Talley, fl
91	Ben Carrillo, slb	3	Joe Taylor, ss
9	Clete Casper, qb	22	Lawrence Tylor, wr
95	Ken Collins, dt	5	Gary Teague, fs
38	Cleofus Cullors, cb	98	Rico Tipton, slb
16	Tim Davey, p	40	Rob Treece, db
8	Nathan Davis, se	54	Junior Tupuola, olb
31	Don Denman, rb	12	Ricky Turner, qb
1	Jimmy DeWitt, wr	90	Pili Tutuvanu, c
53	Rob Dezellum, og	62	Mike Walker, dt
73	Matt Elisara, ng	33	Dickie Walsh, fb
37	Sonny Elkinton, olb	46	Bob Walsh, olb
11	Bob Elliott, pk	27	Jerald Waters, fs
34	Ken Emmil, olb	44	John West, ss
59	Peter Emsky, ot	57	Brent White, wlb
83	Leif Erickson, te	84	Jamie White, te
87	Paul Escalera, fl	42	Robert Williams, fb
41	Jeff Files, cb	56	Bill Williams, c
60	Charlie Flager, ot	76	Eric Williams, dt
6	Bill Gribble, cb	74	John Winslow, ot
94	Brad Harrington, olb		
43	Tim Harris, rb		
52	Dave Harrison, og		
29	Steve Haub, cb		
79	Milford Hodge, ng		
64	Ted Jacobsen, dt		
85	J.J. Jones, se		
88	Jeff Keller, fl		
45	Wade Killian, wlb		
21	Don LaBomme, rb		
61	Curt Ladines, slb		
4	Ward Leland, pk		
58	Dan Lynch, og		
65	Pat Lynch, ng		
23	Mike Martin, rb		
32	James Matthews, fb		
67	Dallas Maynard, dt		
55	Mark McKay, og		
93	Keith Millard, dt		
2	Cameron Mitchell, se		
10	Kevin Morris, pk		
99	Jim Olesen, te		
50	Mike Palumbo, og		
63	Gary Patrick, og		
18	Mark Pleis, olb		
81	Jeff Poppe, se		
66	David Pritchard, c		
19	Rod Retherford, cb		
70	Gary Richards, dt		
49	Kirk Russell, olb		
17	Mark Rypien, qb		
69	Kirk Samuelson, og		
78	Mike Schuster, ot		

1981 RESULTS

33-21	# Montana State
14-10	@ Colorado
24-21	Arizona State
31-0	Pacific
23-0	@ Oregon State
17-17	UCLA
34-19	@ Arizona
17-41	@ USC
39-7	Oregon
19-0	# California
10-23	@ Washington
36-38	Brigham Young (Holiday Bowl)

= Game played in Spokane

HEAD COACH



Jim Walden

BRIGHAM YOUNG 38, WSU 36

Three games in one was more than the 52,000-plus fans at San Diego's Jack Murphy Stadium paid for, but three games is what they saw as the Brigham Young Cougars held on to defeat the Washington State Cougars 38-36. The BYU squad won the first game, a 31-minute affair that generated a 31-7 lead for the team from Provo. The next 25 minutes just as convincingly belonged to WSU 29-7. In the end, however, the game belonged to BYU as much for defense as anything. They stopped the Pullman team with just over three minutes to play by forcing a punt, then ran out the clock to preserve the win. Jim McMahon, in his last collegiate game, completed 27 of 43 passes for 342 yards and three touchdowns. More importantly, he did not throw an interception. The WSU Cougars used the running of Don LaBomme and quarterback Ricky Turner to baffle the BYU team, especially in the second half. Turner gained 92 yards in 12 carries and scored twice, while LaBomme added 79 yards in 14 carries and scored once. Robert Williams and Mike Martin also scored for the Cougars. WSU's failure on a two-point conversion late in the third quarter, an interception BYU's Ron Holmoe returned 35 yards for a touchdown on the third play of the third quarter, and a key sack of Casper on WSU's last possession loomed big in a game that had numerous turning points.



WASHINGTON STATE	0	7	21	8	36
BRIGHAM YOUNG	7	17	7	7	38

TEAM	QTR	TIME	SCORING PLAY
BYU	1	9:46	Plater 35 pass from McMahon (Gunther kick)
BYU	2	13:58	Hudson 7 pass from McMahon (Gunther kick)
WSU	2	9:20	Turner 2 run (Leland kick)
BYU	2	6:15	Gunther 20 field goal
BYU	2	1:06	Hamilton 1 run (Gunther kick)
BYU	3	14:00	Holmoe 35 interception return (Gunther kick)
WSU	3	10:43	LaBomme 18 run (Beech pass from Casper)
WSU	3	5:16	R. Williams 5 run (pass failed)
WSU	3	0:59	Turner 13 run (Leland kick)
BYU	4	14:55	Pettis 11 pass from McMahon (Gunther kick)
WSU	4	5:12	Martin 1 run (Turner run)

TOTAL OFFENSE—WSU 78/351/4.5. BYU 76/437/5.8.

RUSHING—WSU 53/245: LaBomme 14/79, Turner 12/92, Williams 11/48, Harris 4/16, Bowers 1/1, Mitchell 1/-1, Martin 6/14, Casper 3/-4, Keller 1/0. BYU 32/69: Hamilton 9/52, Pettis 7/28, Sika-hema 3/12, McMahon 12/-23, Mees 1/0. **PASSING**—WSU 25/82/106/0/33: Casper 16/62/69/0/24, Turner 9/2/0/27/0/33. BYU 44/28/0/368/3/45: McMahon 43/27/0/342/3/45, Young 1/1/0/26/0/26.

RECEIVING—WSU: Keller 4/40, Jones 2/9, Beach 2/57. BYU: Collie 2/17, Pettis 8/73, Hudson 7/126, Plater 1/35, Hamilton 3/21, Balholm 2/31, Kozlowski 2/44, Sika-hema 2/2, Hansen 1/7, Stroh 0/12. **INTERCEPTIONS**—WSU: None. BYU: O'Neil 1/18, Holmoe 1/35td.

PUNTING—WSU: Davey 2/71/35.5/39, LaBomme 2/101/50.5, 53, Morris 4/155/38.8/44. BYU: Mees 7/295/42.1/51.

PUNT RETURNS—WSU: Gribble 6/39. BYU: Sika-hema 3/16.

KICKOFF RETURNS—WSU: LaBomme 4/106. BYU: Sika-hema 2/5, Hansen 2/21.

SCORING—WSU: Turner 14, LaBomme 6, Williams 6, Martin 6, Beech 2, Leland 2. BYU: Gunther 8, Platter 6, Hudson 6, Hamilton 6, Holmoe 6, Pettis 6.

FIRST DOWNS—WSU 23/17/3/3. BYU 22/6/15/1.

FUMBLES/LOST—WSU 0/0. BYU 5/0.

PENALTIES/YARDS—WSU 5/45. BYU 9/86.

POSSESSION TIME—WSU 32:91. BYU 27:59.

THIRD/FOURTH-DOWN CONVERSIONS—WSU 10/19. BYU 9/18.

ATTENDANCE—52,419

WSU TACKLERS—Taylor 11/6/5, Blak-eney 8/3/5, Retherford 6/4/2, White 5/3/2, Files 5/4/1, Collins 4/4/0, Walker 4/1/3, Elisara 4/2/2, Bradley 4/3/1, Sorensen 4/2/2, Emmil 3/1/2, West 3/3/0, Tupuola 2/2/0, P. Lynch 1/0/1, E. Williams 1/1/0, Tipton 1/0/1, Carrillo 1/0/1, Elkinton 1/0/1, Beach 1/1/0, Martin 1/1/0.

WSU SACKS—Elisara 2/-20, Collins 1/-4.

WSU TFL—Collins 1/2, Emmil 1/4, Taylor 1/-8.

EAGLE ALOHA BOWL

HONOLULU, HAWAII

DECEMBER 25, 1988

FINAL WSU RECORD: 9-3-0, 5-3-0

ROSTER

55	Tuineau Alipate, lb	3	Timm Rosenbach, qb
49	Kevin Andal, te	75	Tony Savage, dt
8	Chris Ayears, db	66	Kelly Schlegel, ot
48	Matt Bona, te	23	Rodney Scott, rb
31	Steve Broussard, rb	80	Jody Sears, wr
99	Marlin Brown, de	69	Matt Simonet, ot
16	Benari Burroughs, db	53	Dave Smith, c
48	Lewis Bush, lb	63	Mike Smith, og
34	Paul Carr, rb	66	Dustin Smith, de
11	Arana Clark, db	2	Tim Stallworth, wr
21	Desmond Clayton, wr	85	Robert Stogner, wr
59	Bill Clemm, lb	65	Mark Stokes, og
39	Robert Compton, db	33	Rich Swinton, rb
76	Ivan Cook, de	36	Elmer Thomas, wr
70	Steve Cromer, og	83	Lee Tilleman, te
84	Chad Cushing, te	11	Ed Tingstad, rb
1	C.J. Davis, wr	29	Vernon Todd, db
51	Troy Dennison, lb	70	Christian Tollefson, de
44	Chad Dezelle, lb	78	Andy Tribble, og
22	John Diggs, cb	60	Mike Utley, og
97	Tim Downing, dt	15	Dan Vaughn, qb
68	Chris Dyko, ot	52	Mark Verstegen, lb
62	Jim Eucker, og	92	Dan Webber, dt
52	Dave Fakkema, c	82	Doug Wellsandt, te
79	Ross Filkins, ot	94	Kirk Westerfield, de
43	Phil Garabedian, olb	9	Rob Whorley, pk
9	Aaron Garcia, qb	98	Aaron Wiksten, lb
67	Bob Garman, og	84	Butch Williams, te
89	Greg Godfrey, de	17	Michael Wimberly, wr
12	Brad Gossen, qb	13	Victor Wood, wr
96	Randy Gray, de	90	Jeron Woodley, de
50	Dan Grayson, lb	20	Michael Wright, cb
47	Victor Greer, wr	24	Shaumbe Wright-Fair, rb
4	Jason Hanson, pk	56	Paul Wulff, c
15	Ron Hawkins, qb	87	Ron Young, wr
19	Artie Holmes, fs		
73	John Husby, ot		
72	Ken Kuiper, ot		
18	Shawn Landrum, db	44-7	@ Illinois
10	Jay Languain, db	41-9	@ Minnesota
80	John Lark, wr	28-43	Oregon
91	Mark Ledbetter, dt	52-24	@ Tennessee
42	Ron Lee, ss	44-13	California
17	Kurt Loertscher, lb	28-45	@ Arizona
8	Tom McGill, db	28-31	Arizona State
35	Mickey McShan, rb	34-30	@ UCLA
30	Randal McWilliams, db	24-21	@ Stanford
40	Maury Metcalf, lb	36-27	Oregon State
74	Jim Michalczyk, og	32-31	Washington
32	Russ Miller, lb	24-22	Houston (Aloha Bowl)
6	Chris Moton, fs		
45	Rob Myers, p		
37	Roosevelt Noble, db		
61	Robert Norvell, c		
46	Rodd Olson, te		
41	Bob O'Neal, lb		
81	Mel Orchard, te		
54	Tolo Palelei, dt		
28	Randy Parker, fs		
88	William Pellum, wr		
77	Konrad Pimiskern, dl		
93	Rod Plummer, lb		
71	Jay Reyna, de		
26	Ron Ricard, db		
57	Keith Rice, lb		
25	Thomas Rogers, rb		

1988 RESULTS

44-7	@ Illinois
41-9	@ Minnesota
28-43	Oregon
52-24	@ Tennessee
44-13	California
28-45	@ Arizona
28-31	Arizona State
34-30	@ UCLA
24-21	@ Stanford
36-27	Oregon State
32-31	Washington
24-22	Houston (Aloha Bowl)

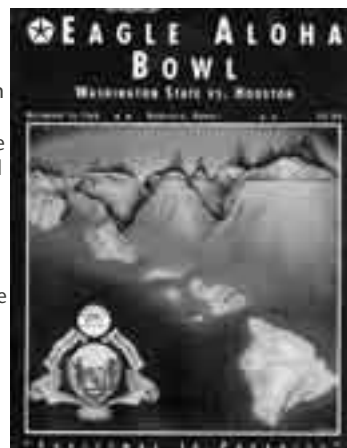
HEAD COACH



Dennis Erickson

WSU 24, HOUSTON 22

Washington State scored 24 second-quarter points and forced a last-second Houston turnover in notching a 24-22 win over the Texan Cougars Christmas Day. The bowl appearance was WSU's second of the 1980s and evened the Cougars bowl record to 2-2. In a close game there are many heroes, but for WSU, none stood out more than senior Victor Wood. He picked up a fumble early in the second quarter and zipped five yards for a touchdown that put his Cougars ahead 7-3. On WSU's next possession, Wood caught a 15-yard scoring pass from Timm Rosenbach to put WSU up 14-3 and well on its way to a bowl victory viewed by a national ABC-TV audience. Wood's heroics were catching as WSU added a Jason Hanson 33-yard field goal and another touchdown, this one by Rosenbach, before halftime to put Washington State in command 24-9. WSU limited the Texas visitors to just five first half firstdowns, 46 yards rushing, and 77 yards passing before intermission. The Cougars picked off two Houston passes, one each by Shawn Landrum and Vernon Todd. In the end, however, it was Tuineau Alipate's hard hit that forced a Houston fumble recovered by Artie Holmes at the WSU five yard line. James Dixon was the recipient of Alipate's jarring tackle after catching a David Dacus pass over the middle that appeared for a moment to set up a potential game-winning score by Houston. The Cougars then controlled the ball for the final 2:44, with a key six-yard Rosenbach to Tim Stallworth pass giving WSU the much-needed first down just before the game ended.



WASHINGTON STATE	0	24	0	0	24
HOUSTON	3	6	6	7	22

TEAM	QTR	TIME	SCORING PLAY
UH	1	13:13	Anderson 27 field goal
WSU	2	13:39	Wood 5 fumble run (Hanson kick)
WSU	2	8:39	Wood 15 pass from Rosenbach (Hanson kick)
WSU	2	6:31	Hanson 33 field goal
UH	2	4:56	Witherspoon 1 run (kick failed)
WSU	2	0:53	Rosenbach 1 run (Hanson kick)
UH	3	4:25	Mason 53 pass from Dacus (pass failed)
UH	4	13:16	Weatherspoon 2 pass from Dacus (Anderson kick)

TOTAL OFFENSE—WSU 92/460/5.00, UH 61/309/5.01.

RUSHING—WSU 56/154: Broussard 33/139, Swinton 9/38, Rosenbach 14/-28, Wood 0/5. UH 21/683: Weatherspoon 14/80, Anderson 2/3, Ware 3/-1, Dacus 2/-14.

PASSING—WSU 36/19/1/306/1/40: Rosenbach 36/19/1/306/1/40. UH 40/17/2/241/2/53: Dacus 11/8/0/153/2/53, Ware 28/8/2/44/0/11, Phillips 1/1/0/44/0/44.

RECEIVING—WSU: Stallworth 8/120, Wood 2/48, Wimberly 2/24, Wellsandt 1/40, Olson 1/20, Broussard 1/11. UH: Dixon 4/52, Anderson 3/11, Mason 2/83, Williams 2/24, Phillips 2/14, Cooper 2/11, P. Smith 1/44, Weatherspoon 1/2.

INTERCEPTIONS—WSU: Landrum 1/27, Todd 1/4. UH: A. Montgomery 1/72.

PUNTING—WSU: Myers 6/276/46.0/53. UH: Rodriguez 8/358/44.8/70.

PUNT RETURNS—WSU: Wood 3/52. UH: Calloway 3/26.

KICKOFF RETURNS—WSU: Wood 5/123. UH: Dixon 4/166, Weatherspoon 1/25.

SCORING—WSU: Wood 12, Rosenbach 6, Hanson 6. UH: Weatherspoon 12, Mason 6, Anderson 4.

FIRST DOWNS—WSU: 28/9/13/1. UH: 13/5/6/2.

FUMBLES/LOST—WSU: 2/1. UH: 2/1. **PENALTIES/YARDS**—WSU: 11/95. UH: 9/58.

POSSESSION TIME—WSU: 37:43. UH: 22:17.

THIRD-DOWN CONVERSIONS—WSU: 8/19. UH: 3/14.

ATTENDANCE—35,132.

WSU TACKLERS—Holmes 9/3/6, Ledbetter 8/4/4, Gray 7/2/5, Savage 7/4/3, Grayson 5/2/3, O'Neal 5/2/3, Ricard 5/5/0, Alipate 3/2/1, Metcalf 3/0/3, Landrum 3/3/0, Lee 3/2/1, Todd 3/1/2, Brown 2/2/0, Cook 2/2/0, Downing 1/1/0, Woodley 1/0/1, Noble 1/1/0, Wright 1/1/0.

WSU SACKS—Cook 1/-10, Ledbetter 1/-2, Savage 1/-12.

WSU TFL—None.

BOWL GAME 5

WEISER LOCK COPPER BOWL

TUCSON, ARIZONA
DECEMBER 29, 1992
FINAL WSU RECORD: 9-3-0, 5-3 (TIE-3RD)

ROSTER

51	Marc Allen, lb	30	Elijah Raphael, rb
67	Darren Anderson, ol	50	Paul Reed, og
57	Kevin Ashworth, lb	70	Clay Reis, ot
75	Mike Bailey, ot	62	Brandon Reyna, ot
11	Drew Bledsoe, qb	39	Keith Reynolds, wr
2	Phillip Bobo, wr	34	Anthony Rice, db
52	Robert Booth, dt	93	Cliff Robinson, olb
82	Boone Borden, wr	10	John Rushing, fs
53	Joseph Brazeau, lb	49	Payam Saadat, lb
27	Greg Burns, cb	99	Vince Saldivar, de
48	Lewis Bush, de	71	Tino Salinas, ot
89	Brett Carolan, te	95	Scott Sanderson, dl
17	Chad Carpenter, wr	94	Don Sasa, de
31	Ron Childs, lb	6	Calvin Schexnayder, wr
37	Jeff Craig, p	69	John Scukanec, ol
1	C. J. Davis, wr	82	Todd Shaw, dt
80	Justin DeBeaumont, de	1	Sedric Shorter, de
15	Shawn Deeds, qb	84	Dustin Smith, te
21	Shane DeLaCruz, wr	5	Derek Sparks, rb
25	Jay Dumas, wr	18	Leland Sparks, db
61	Josh Dunning, og	22	David Spence, wr
90	Chad Eaton, dt	20	Justin Sundquist, wr
83	Syd Ethridge, wr	46	Eric Thompson, lb
72	Jim Eucker, ot	66	Robbie Tobeck, c
29	Mark Fields, lb	78	Andy Tribble, ot
56	T. J. Folkers, lb	47	Tony Truant, pk
69	Brian Ford, dt	75	T. J. Tuntland, dt
54	Kyle Foye, lb	35	Robert Turner, cb
38	David Francis, db	44	Buddy Waldron, ss
97	Chris Frank, dt	33	Mark Whitmire, lb
74	Bob Garman, og	98	Clarence Williams, te
3	Curtis Geathers, cb	35	Jason Wolcott, rb
92	Ray Hall, dt	76	Steve Wolfe, c
16	Darryl Hamilton, fs	32	Shaumbe Wright-Fair, rb
40	Chris Hayes, ss		
20	Derek Henderson, cb		
26	Terrell Henderson, db		
42	Derrick Hentz, de		
23	Kevin Hicks, rb		
24	Torey Hunter, cb		
18	Todd Jensen, db		
43	Delton Johnson, rb		
28	Steve Johnston, p		
85	Albert Kennedy, wr		
59	David Knuff, wlb		
64	Ron Lewis, ol		
88	Santana Lewis, wr		
19	Kurt Loertscher, lb		
65	Quinn Magnuson, og		
23	George Martin, p		
41	Anthony McClanahan, ilb		
68	Marc McCloskey, og		
8	Singor Mobleby, ss		
87	Eric Moore, te		
16	Kent Mosbrucker, qb		
4	Johnny Nansen, rb		
63	Eric Ness, c		
86	DeWayne Patterson, de		
13	Mike Pattinson, qb		
79	Shane Petersen, de		
77	Konrad Pimiskern, ot		
43	Mark Pimiskern, lb		
9	Deron Pointer, wr		
12	Aaron Price, ks		

1992 RESULTS

25-13	Montana
23-20	@ Arizona
39-37	@ Fresno State
51-10	Temple
35-10	@ Oregon State
30-17	UCLA
21-31	@ USC
17-34	Oregon
20-18	Arizona State
3-40	@ Stanford
41-23	Washington
31-28	Utah (Copper Bowl)

HEAD COACH



Mike Price

WSU 31, UTAH 28

Perhaps no college bowl game following the 1992 gridiron season was more offensive minded than the Copper Bowl matchup between WSU and Utah, but after all the running and passing that accounted for more than 1,100 yards, the deciding play was a 22-yard field goal by WSU's Aaron Price. The Cougars scored 21 unanswered points in the first quarter and one additional score just before halftime for a 28-14 lead. WSU then held on until Price gave them their final lead with 5:08 to play. Even then, they had to watch anxiously as Chris Yergensen's 20-yard chip shot sailed wildly to the left with 3:18 remaining. Though the 40,000-plus fans left the stadium talking about the offensive plays that stood out, it was WSU's defense in the fourth quarter that made this win possible. The Utes scored twice in the second quarter and added two more scores to pull even with a quarter to play. Both teams then turned to their defenses. The key play came with 6:29 to play when Utah's Frank Dolce avoided a strong WSU rush and hooked up with Henry Lusk on a short sideline pass. John Rushing then stripped Lusk of the ball and Singor Mobleby scooped it up at the Utah 36 yard line. Fifteen yards later, at the Utah 21, Mobleby was dragged down, setting up the Cougars with great field position. Drew Bledsoe immediately drove the Cougars to the Utah five yard line before turning the scoring chores over to Price. Like he did the closing seconds of WSU's 23-20 win over Arizona in the same stadium early in the season, Price came through with the kick. Bledsoe completed 30 of 46 passes for a school record 476 yards. Phillip Bobo caught TD passes of 87 (equalling a school record) and 48 yards, and Shaumbe Wright-Fair picked up 123 yards rushing and scored on a pair of three-yard line smashes.



A kick for Tucson!

UTAH	0	14	14	0	28
WASHINGTON STATE	21	7	0	3	31

TEAM	QTR	TIME	SCORING PLAY
WSU	1	13:25	Wright-Fair 3 run (Price Kick)
WSU	1	10:32	Bobo 87 pass from Bledsoe (Price kick)
WSU	1	1:20	Wright-Fair 3 run (Price kick)
Utah	2	9:35	S. Williams 10 pass from Dolce (Yerkensen kick)
Utah	2	2:51	K. Williams 25 run (Yerkensen kick)
WSU	2	0:31	Bobo 48 pass from Bledsoe (Price kick)
Utah	3	8:49	Lusk 49 pass from Dolce (Yergensen kick blocked)
Utah	3	5:25	P. Jones 8 run (Murry pass from Dolce)
WSU	4	5:08	Price 22 field goal

TOTAL OFFENSE—WSU 89/636/7.1. UTAH 79/495/6.3.
RUSHING—WSU 41/144: Wright-Fair 27/123, Bobo 2/16, D. Sparks 1/11, Pattinson 2/5, Dumas 1/-3, Bledsoe 6/-8. UTAH 39/179: K. Williams 13/112, P. Jones 11/43, Lusk 1/10, Anderson 4/7, Dolce 9/5, S. Williams 1/2, .
PASSING—WSU 38/32/1/492/2/87: Bledsoe 46/30/1/476/2/87, Pattinson 2/2/0/16/0/9. UTAH 40/21/0/316/2/70: Dolce 40/21/0/316/2/70.
RECEIVING—WSU: C. J. Davis 8/134, Bobo 7/212, Wright-Fair 6/21, Pointer 5/73, Schexnayder 4/43, Williams 1/7, Carolan 1/2. UTAH: S. Williams 7/121, Hooks 5/75, Lusk 4/75, K. Williams 2/6, P. Jones 1/17, Anderson 1/8, Welch 1/8.
INTERCEPTIONS—WSU: None. UTAH: Crawford 1/9.
PUNTING—WSU: Johnston 6/219/36.5/50. UTAH: Young 6/258/43.0/53.
PUNT RETURNS—WSU: Hunter 2/-2. UTAH: S. Williams 3/17.
KICKOFF RETURNS—WSU: DeLaCruz 1/7. UTAH: P. Jones 2/23, Miller 2/16, K.

Williams 1/25, Lusk 1/9.
SCORING—WSU: Bobo 12, Wright-Fair 12, Price 7. UTAH: S. Williams 6, K. Williams 6, Lusk 6, P. Jones 6, Murry 2, Yergensen 2.
FIRST DOWNS—WSU: 28/10/16/1. UTAH: 20/9/10/1.
FUMBLES/LOST—WSU: 4/2. UTAH: 3/1.
PENALTIES/YARDS—WSU: 18/136. UTAH: 7/55.
POSSESSION TIME—WSU: 29:52. UTAH: 30:08.
THIRD-DOWN CONVERSIONS—WSU: 4/15. UTAH: 4/17.
ATTENDANCE—40,867.
WSU TACKLERS (T-P-A)—McClanahan 12/7/5, Childs 9/8/1, Mobleby 7/6/1, Rushing 7/6/1, Loertscher 6/3/3, Burns 4/3/1, Jensen 4/3/1, Bush 3/3/0, Hall 3/3/0, Hunter 2/2/0, Geathers 2/2/0, Ford 2/2/0, Waldron 2/2/0, Ashworth 2/2/0, Eaton 1/1/0, Whitmire 1/1/0, Frank 1/1/0, Saldivar 1/1/0, Tobeck 1/1/0.
WSU SACKS—Frank 1/-8.
WSU TFL—Childs 1/-8, Frank 1/-8, Bush 1/-1.

BOWL GAME 6

BUILDER SQUARE

ALAMO BOWL

SAN ANTONIO, TEXAS

DECEMBER 31, 1994

FINAL WSU RECORD: 8-4-0, 5-3 (FOURTH)

ROSTER

9 Kearney Adams, wr
67 Rick Austin, ol
55 Leon Bender, dl
52 Robert Booth, de
27 Greg Burns, cb
69 Stephen Bush, ol
57 James Cage, lb
17 Chad Carpenter, wr
16 Derek Chapman, qb
31 Ron Childs, lb
32 Jason Clayton, rb
33 James Darling, lb
12 Chad Davis, qb
15 Shawn Deeds, qb
2 Chad DeGrenier, qb
45 Chris Dixon, lb
46 Shane Doyle, de
1 Jay Dumas, wr
90 Chad Eaton, dt
74 Zach Edwards, ol
80 Shaheed Evans, wr
29 Mark Fields, lb
81 Evan Ford, wr
19 Ronnie Fowler, wr
38 Phillip Glover, lb
8 Jake Gundersen, qb
61 Lonnie Hall, ol
62 Lee Harrison, ol
37 Ashanti Hayes, db
22 Chris Hayes, lb
58 Saul Heikkila, lb
20 Derek Henderson, db
3 Terrell Henderson, db
23 Kevin Hicks, rb
95 Gary Holmes, de
42 Steven Hughes, wr
24 Torey Hunter, cb
39 Ray Jackson, db
18 Todd Jensen, fs
97 Darryl Jones, dt
85 Albert Kennedy, wr
45 Barry Kennard, p/pk
91 Adam Kietzer, wr
84 Jon Kincaid, te
98 David Knuff, te
91 Brad Lawson, dt
13 Ryan Leaf, qb
28 Richard LaBlanc, wr
75 Ron Lewis, ol
40 Shon Lewis, wr
34 Frank Madu, rb
54 Steven Mahitka, ol
51 Anthony Malaki, olb
69 C.J. Markey, dl
96 Brenden Marshall, te
26 George Martin, p
68 Marc McCloskey, og
66 Jason McEndoo, ol
76 Ryan McShane, ol
6 Shawn McWashington, wr
10 Miguel Meriwether, qb
8 Singor Mobley, ss
36 Brandon Moore, db
89 Eric Moore, te
21 Ken Moore, db
93 Delmar Morais, de
4 Johnny Nansen, lb
60 Mark Nason, ol

64 Todd Nelson, lb
78 Paul Niiyamo, dt
96 Marty Northcroft, dt
38 Scott Noteboom, rb
9 Dennis O'Neill, k/p
86 DeWayne Patterson, de
32 Jamel Payton, db
99 Geoff Pierce, dl
43 Mark Pimiskern, de
73 Rob Rainville, ol
50 Paul Reed, ol
70 Clay Reis, ot
10 John Rushing, fs
44 Payam Saadat, lb
77 Mike Sage, dt
92 Dwayne Sanders, de
72 Scott Sanderson, ol
94 Don Sasa, dt
79 John Scukanec, ol
82 Todd Shaw, dt
13 David Silberstein, p
71 Cory Solomon, ol
5 Derek Sparks, rb
22 David Spence, wr
41 Justin Stallings, wr
56 Brian Stewart, dl
25 Duane Stewart, db
30 Kwame Stewart, rb
4 Bryant Thomas, wr
87 Jeff Thomas, te
39 Shawn Tims, wr
47 Tony Truant, k
53 Tom Wagner, lb
6 Brian Walker, db
35 Jason Wolcott, rb
23 Ray Womack, db

1994 RESULTS:

10-9 Illinois at Chicago
24-3 Fresno State
21-0 @ UCLA
9-10 @ Tennessee
21-7 Oregon
7-10 Arizona
28-21 @ Arizona State
26-23 @ California
10-23 USC
3-21 @ Oregon State
23-6 Washington
10-3 Baylor (Alamo Bowl)

HEAD COACH



Mike Price

WSU 10, BAYLOR 3

The Washington State offense scored on the opening drive of the game and on the last play of the second quarter to provide all the points the Cougar defense needed as WSU held off Baylor's late challenge in a 10-3 win at the second annual Builders Square Alamo Bowl before a crowd of 44,106. Despite some anxious moments in the closing seconds of the game, the Cougar defense made those 10 points stand up by limiting the record-setting Bear offense to eight first downs, 151 yards in total offense and just one field goal. The Cougars did something against Baylor they had not done all season, take the opening kickoff and drive the length of the field for a touchdown. The drive totaled 91 yards, equalling the longest scoring drive of the season, and ended when Kevin Hicks busted through the left side of the line from one yard out to put WSU on top 7-0. The score came six minutes, 32 seconds after the kickoff. WSU's offense provided three more points just before halftime to give the Cougs a 10-0 lead at intermission. Taking the ball after Baylor's Jarvis VanDyke missed his second field goal attempt of the first half, WSU drove from its own 30 yard line to the Baylor 20 yard line, where Tony Truant banged home a 37-yard field goal with two seconds left in the first half. A sideline pass to Jay Dumas for a key first down, then another similar pass to Albert Kennedy put the ball in perfect position for Truant. Davis, named the game's most valuable offensive player, hit six of eight passes on the drive. Davis, who completed 27 of 35 passes for 286 yards, gave Cougar fans a few anxious minutes in the third quarter when he took a hard blow to the back while scrambling out of the pocket. He was able to return one play later and finished the game. Defensively WSU was especially tough in the first half. Baylor came into the game averaging nearly 33 points per game and 382.4 yards per contest. In the first half WSU's defense, led by the game's most valuable defensive player, Ron Childs, limited the Bears to just 41 net yards, 24 rushing and 17 passing. Childs had 10 tackles in the game, including eight solo, of which two were for negative yardage. Only on its last possession did Baylor come close to the WSU endzone, where Todd Jensen, a senior who backed up John Rushing all year, picked off a Jeff Watson pass to halt any Baylor hope of scoring. The bowl victory was WSU's second in the last three years and third in seven years. Joining Childs defensively were Chris Hayes with seven tackles, Mark Fields with six and Chad Eaton with five. Fields and Eaton combined for WSU's only sack, while Torey Hunter also had an interception.



WASHINGTON STATE	7	3	0	0	10
BAYLOR	0	0	3	0	3

TEAM	QTR	TIME	SCORING PLAY
WSU	1	8:28	Hicks 1 run (Truant kick)
WSU	2	0:02	Truant 37 field goal
BU	3	1:35	VanDyke 36 field goal

TOTAL OFFENSE - WSU 66/293/4.4. BU 55/151/2.7.

RUSHING - WSU 31/51/44/7/1/9: Sparks 8/20, Hicks 10/12, Madu 4/55, Tims 1/-1, Martin 1/-10, Davis 7/-19. BU 32/105/31/74/0/14: Douglas 13/42, B.Lewis 9/34, Rubin 2/5, Muhammad 6/2, Moore 1/-3, Watson 1/-6.

PASSING - WSU 35/27/0/286/0/46: Davis 35/27/0/286/0/46. BU 23/8/2/77/0/33: Watson 22/8/2/77/0/33, Moore 1/0/0/0/0.

RECEIVING - WSU: Carpenter 5/91, Moore 55/38, Dumas 5/26, Hicks 4/14, Kennedy 4/62, Thomas 2/30, Knuff 1/13, Adams 1/12. BU: Bronson 2/15, Douglas 2/16, Muhammad 2/34, Rhynes 1/5, Stanley 1/7.

INTERCEPTIONS - WSU: Jensen 1/11, Hunter 1/0. BU: None.

PUNTING - WSU: Martin 6/201/33.5/37, Team 1/35/35.0/35. BU: Atteberry 6/210/35.0/45.

PUNT RETURNS - WSU: Dumas 1/2. BU: Bronson 5/24.

KICKOFF RETURNS - WSU: Mobley 2/28. BU: Bronson 1/22, Rhynes 1/0.

SCORING - WSU: Hicks 6, Truant 4. BU: VanDyke 3.

FIRST DOWNS - WSU: 14/1/12/1. BU: 8/5/2/1.

FUMBLES/LOST - WSU: 3/1. BU: 9/0.

PENALTIES/YARDS - WSU: 15/110. BU: 2/19.

POSSESSION TIME - WSU: 32:02. BU: 27:58.

THIRD-DOWN CONVERSIONS - WSU: 6/17. BU: 3/15.

ATTENDANCE - 44,106.

WSU TACKLERS (T-P-A) - Childs 10/8/2, Hayes 7/6/1, Fields 6/4/2, Eaton 5/4/1, Rushing 4/3/1, Patterson 4/3/1, Sasa 3/3/0, Walker 3/2/1, Hunter 2/2/0, Mobley 2/1/1, Bender 1/1/0, Doyle 1/1/0, Tims 1/1/0, Noteboom 1/1/0, Knuff 1/1/0, McWashington 1/0/1, Henderson 1/1/0.

WSU SACKS - Fields .5/-3, Eaton .5/-3.

WSU TFL - Childs 2/-8, Fields 1.5/-4, Patterson 1/-8, Walker 1/-6, Eaton .5/-3.

2007 OUTLOOK WSU COACHES PLAYER PROFILES WSU OPPONENTS 2006 IN REVIEW COUGAR HISTORY

BOWL GAME 7

ROSE BOWL

PASADENA, CALIF.

JANUARY 1, 1998

FINAL WSU RECORD: 10-2-0, 7-1-0 (CO-CHAMPION)

ROSTER

65 James Agnew, dt	10	Billy Newman Jr., rb
26 Alvan Arzu, rb	63	Kyle Noble, de
12 Jeff Banks, p	75	Jon Ottenbreit, ot
15 Sam Baurichter, qb	36	Brad Philley, lb
91 Leon Bender, dt	92	Darold Phinney, de
41 Dirk Bernd, wr	59	Brandon Pickering, lb
13 Steve Birnbaum, qb	62	Ryan Pickering, lb
5 Michael Black, rb	19	Scott Prater, wr
98 Takari Blash, dt	54	James Price, lb
90 Dorian Boose, de	79	Rob Rainville, ot
38 Brandon Brown, lb	67	Jesse Ratcliff, de
26 Nick Brown, db	70	Reed Raymond, ot
24 Jason Clayton, rb	73	Ryan Raymond, ot
60 Joe Criscione, ol	89	Alexe Rodopolos, wr
80 Adam Davis, wr	35	Earl Riley, db
33 Jasen Davis, db	77	Mike Sage, og
88 Myron DeBose, lb	96	Taeao Salausa, dt
21 Sean DeCambra, wr	93	Jason Santos, wr
51 Scott Deeds, ot	52	Steve Schaaf, lb
28 Vince DeMakas, rb	57	Mike Schwarz, ol
89 Cory DeSanti, wr	49	Corey Scott, lb
80 Josh Didjurgis, dl	86	Paul Seeber, de
32 Chris Dixon, rb	39	Matt Shaw, wr
23 D.J. Dobbins, db	24	Anthony Smith, db
46 Shane Doyle, de	30	Raonall Smith, lb
48 Greg DuPree, lb	25	Duane Stewart, db
61 Tracy Easter, ol	61	Steve Strand, lb
44 Grady Emmerson, lb	85	Vince Talik, wr
31 Joe Gecas, rb	82	Nian Taylor, wr
3 LeJuan Gibbons, db	18	James Taylor, wr
1 DeJuan Gilmore, rb	33	Jeremy Thielbahr, rb
34 Steve Gleason, lb	18	Bryant Thomas, db
3 Billy Graffis, qb	19	Lamont Thompson, db
87 David Hardin, te	8	Shawn Tims, wr
62 Lee Harrison, c	15	Alex Tinsley, db
37 Adam Hawkins, rb	74	Ryan Tujague, ot
32 Josh Helton, lb	58	Tuupo Tupu, lb
29 Torry Hollimon, db	42	Tom Wagner, lb
95 Gary Holmes, dt	64	Lincoln Walden-Schulz, ol
42 Steven Hughes, wr	37	Tyler Wate, fs
28 Jermaine Hunsaker, rb	83	Jerry Watson, lb
81 Chris Jackson, wr	40	Jason White, db
2 Ray Jackson, db	55	Eboni Wilson, de
20 Love Jefferson, te	71	Cory Withrow, c
84 Jon Kincaid, te	94	Troy Woody, wr
40 Jason Klein, rb	96	Farwan Zubedi, wr

1997 RESULTS

37-34 UCLA
28-21 @ USC
35-22 @ Illinois
58-0 Boise State
24-13 @ Oregon
63-37 California
35-34 Arizona (OT)
31-44 @ Arizona State
77-7 SW Louisiana
38-28 Stanford
41-35 @ Washington
16-21 Michigan (Rose Bowl)

HEAD COACH



Mike Price

MICHIGAN 21, WSU 16

(January 1, 1998, Pasadena, Calif.): The Washington State Cougars, making their first Rose Bowl appearance in 67 years, pushed national champion and number one ranked Michigan to the last play of the game before falling to the Wolverines 21-16 before 101,219 fans and a world-wide television audience. The victory left Michigan a perfect 13-0 for the season, bumping the Cougars to a 10-2 record. After Michigan thwarted two WSU drives to start the game, the Cougar defense forced a Wolverine punt that would set up WSU's first scoring drive. The Cougs took over on the Michigan 47-yard-line with 6:26 to play in the first quarter. Ryan Leaf completed two passes during the drive, including a 15-yard touchdown toss to Kevin McKenzie with 3:17 left in the first quarter. Rian Lindell's point-after gave WSU the early 7-0 advantage. WSU came close to taking a 14-point lead, but Heisman Trophy winner Charles Woodson halted a WSU drive in the Michigan endzone when he intercepted a Leaf pass from the 12 yard line. The Wolverine's answering scoring drive began from their own 34-yard-line at the 8:04 mark in the second quarter and ended with a 58-yard pass from Bob Griese to Tai Streets that completed the first half scoring. Early in the second half, WSU took over 99 yards from the endzone after Michigan's Jason Vinson dropped a perfect punt just outside the endzone. Shawn Tims put the finishing touches on WSU's 99 yard drive in nine plays, taking a reverse handoff the final 14 yards. Leaf hit four of five passes in the drive that amassed 73 yards. Lindell's PAT attempt was blocked by Michigan's James Hall, leaving the WSU advantage at 13-7. The Wolverines responded immediately, moving the ball on their next possession to their 39 yard-line to set up another Griese-to-Streets touchdown combination, this time 58 yards. Baker's point-after gave Michigan their first lead, 14-13 with 6:07 left in the third quarter. Michigan then padded their lead with a 14-play, 77-yard drive that ended in Griese's third touchdown pass of the game, a 23-yarder to Jerame Tuman. Baker's extra-point kick increased the Michigan advantage to 21-13 with 11:21 to play. Washington State responded immediately with an eight-play, 49-yard drive that set up a 48-yard field goal by Lindell, cutting Michigan's lead to five points, 21-16 with 7:25 remaining. The Wolverines then put together a 51-yard drive that consumed almost seven minutes off the game clock. When Jay Feely's pooch punt rolled dead at the WSU seven-yard-line, the Cougars' victory hopes were 93 yards and 29 seconds away. After two incomplete passes, the Cougars faced third-and-10 with only 16 seconds left. Leaf then found Nian Taylor along the sideline for a gain of 46, to the Michigan 47-yard-line. After a delay of game penalty, Leaf hit Love Jefferson at the Michigan 25 and the Coug tight end lateraled to a streaking Jason Clayton, who managed nine more yards before being brought down in bounds at Michigan's 16 yard line with 0:02 on the game clock. Out of timeouts, WSU was forced to try and spike the ball on first-down, but officials ruled that the final two seconds slipped away before the ball was effectively downed, thus preventing WSU's one final shot at a major upset.



WASHINGTON STATE	7	0	6	3	16
MICHIGAN	0	7	7	7	21

TEAM	QTR	TIME	SCORING PLAY
WSU	1	3:17	McKenzie 15 pass from Leaf (Lindell kick)
UM	2	7:08	Streets 53 pass from Griese (Baker kick)
WSU	3	8:33	Tims 14 reverse (Lindell kick blocked)
UM	3	5:07	Streets 58 pass from Griese (Baker kick)
UM	4	11:21	Tuman 23 pass from Griese (Baker kick)
WSU	4	7:25	Lindell 48 field goal

TOTAL OFFENSE - WSU 63/398/6.3. UM 71/379/5.3.

RUSHING - WSU 28/98/31/67/1/14: Black 7/24, Gilmore 8/21, Tims 1/14, Leaf 10/35, Clayton 2/4. UM 41/154/26/128/0/28: Howard 19/72, Thomas 7/23, Floyd 5/21, Griese 7/28, Woodson 2/8, Williams 1/2.

PASSING - WSU 35/17/1/331/1/46: Leaf 35/17/1/331/1/46. UM 30/18/1/251/3/58: Griese 30/18/1/251/3/58.

RECEIVING - WSU: C. Jackson 5/89, McKenzie 5/78, McWashington 2/41, Tims 2/9, Taylor 1/46, Gilmore 1/42, Jefferson 1/8, Clayton 0/18. UM: Shaw 5/49, Streets 4/127, Tuman 2/33, Howard 2/13, Thomas 1/14, Woodson 1/7, Campbell 1/7, Williams 1/1.

INTERCEPTIONS - WSU: Thompson 1/0. UM: Woodson 1/0.

PUNTING - WSU: Banks 6/242/40.3/46. UM: Vinson 5/160/32.0/38, Feely 1/23/23.0/23.

PUNT RETURNS - WSU: Tims 1/2. UM: Woodson 3/18.

KICKOFF RETURNS - WSU: None. UM: Thomas 2/38.

SCORING - WSU: McKenzie 6, Tims 6, Lindell 4. UM: Streets 12, Tuman 6, Baker 3. **FIRST DOWNS** - WSU: 18/4/13/1. UM: 22/9/12/1.

FUMBLES/LOST - WSU: 2/0. UM: 0/0. **PENALTIES/YARDS** - WSU: 4/43. UM: 4/40.

POSSESSION TIME - WSU: 27:46. UM: 32:14.

THIRD-DOWN CONVERSIONS - WSU: 7/15. UM: 10/17.

ATTENDANCE - 101,219.

WSU TACKLERS (T-P-A) — Gleason 9-9-0, Moore 9-8-1, Stewart 8-5-3, Nelson 8-5-3, Thompson 6-5-1, Boose 6-4-2 Bender 5-4-1, R. Jackson 4-4-0, Doyle 4-4-0, Moronkola 4-3-1, Salausa 1-1-0, Price 1-1-0, Philley 1-1-0, Emerson 1-0-1, K. Moore 1-0-1.

WSU SACKS — B. Moore 1/-15.

WSU TFL — B. Moore 4/-21, Boose 3/-7, Boose 1/-1

BOWL GAME 8

WELLS FARGO SUN BOWL

EL PASO, TEXAS
DECEMBER 31, 2001
FINAL WSU RECORD: 10-2-0, 6-2-0
PACIFIC-10 CONFERENCE FINISH: TIE-2ND

ROSTER

28	Hamza Abdullah, db	64	Steve Nelson, ol
17	D.D. Acholonu, de	18	Curtis Nettles, wr
44	Mark Ahlberg, te	10	Billy Newman, ss
90	Ing Aleaga, dl	42	Alex Nguae, lb
21	Lavell Anderson, rb	79	Bryan Olson, dl
73	Matt Anderson, dt	35	Thomas Ostrander, wr
67	Calvin Armstrong, ol	30	Alex Over, k
89	Mark Baldwin, te	50	Josh Parrish, ol
35	Kyle Basler, P	39	Wes Patterson-Aumua, rb
46	Pat Bennett, lb	62	Chris Paulson, lb
26	Jeremy Bohannon, DB	15	Karl Paymah, db
48	Rafael Bolton, rb	5	James Price, lb
53	Raymond Bonnell, lb	94	Marc Reichartz, te
98	Bryan Boyer, de	84	Jerome Riley, wr
9	Isaac Brown, de	77	Derrick Roche, og
32	Anthony Buchanan, wr	6	Fred Shavies, de
22	Anthony Burnett, db	63	Mike Shelford, ol
85	Tim Burnette, te	23	Cole Sheridan, cb
5	Mike Bush, wr	3	Graham Siderius, k
47	Trent Clancy, lb	28	Kealan Smith, rb
27	Erik Coleman, db	30	Raonall Smith, lb
80	Gerald Cook II, te	31	Wendell Smith, db
99	Steve Cook, og	32	Kyle Stiffarm, lb
87	Alan Cox, p	79	Shaun Straka, ot
72	Jason Coyne, ol	70	Scott Swenson, ol
1	Devard Darling, wr	36	Alex Teems, db
29	Jason David, cb	33	Jeremy Thielbahr, rb
12	Ira Davis, s	38	Allen Thompson, rb
12	Dayton Dennison, qb	19	Lamont Thompson, fs
58	Will Derting, lb	25	John Tippins, rb
3	Derrick Dillon, db	45	Marcus Trufant, cb
86	DeAndre Douglas, wr	97	Faafetai (Tai) Tupai, dt
47	Drew Dunning, k	37	Seaula (Junior) Tupai, wr
61	Tracy Easter, ol	8	Tupo Tuupo, de
15	Tali Ena, qb	42	Dan Weaver, de
22	Doc Farley, lb	49	Adam West, te
85	Garret Feliciano, dl	13	Jason White, wr
78	Riley Fitt-Chappell, ol	65	Brian Whiteaker, de
2	Mike Freeman, cb	95	Dave Whitson, te
48	Al Genatone, lb	95	Jeremey Williams, dt
17	Jason Gesser, qb	23	Joe Williams, rb
74	Tom Griggs, ol	24	Virgil Williams, db
96	McKenzie Hansell, wr	40	Jimmy Wilson, rb
88	Trandon Harvey, wr	92	Brian Winter, wr
41	Blair Hawkins, rb		
83	Collin Henderson, wr		
4	Adam Holiday, pk		
66	Joey Hollenbeck, ol		
65	Brian Hollenberg, ol		
76	Norvell Holmes, ol		
92	Matt Hopkins, te		
52	Tyler Hunt, ol		
2	Chris Hurd, qb		
43	Mike Isaacson, lb		
51	Alex Johnson, ls		
41	Aaron Joseph, ss		
4	Matt Kegel, qb		
71	Billy Knotts, ol		
56	Tomasi Kongaika, dl		
90	Nick Lambert, k		
75	Sam Lightbody, ol		
69	Phillip Locker III, ol		
88	Rien Long, dl		
22	Scott Lunde, wr		
55	Nate Mallorly, dt		
57	Serign Marong, lb		
20	Marty Martin, wr		
82	Tyjuan Mayfield, wr		
81	Nakoa McElrath, wr		
36	Jevon Miller, rb		
34	Dave Minnich, rb		
20	Josh Moen, db		

2001 RESULTS

36-7	Idaho
41-20	@ Boise State
51-20	California
48-21	@ Arizona
34-27	Oregon State
45-39	@ Stanford
53-28	Montana State
17-24	Oregon
20-14	UCLA
28-16	@ Arizona State
26-14	@ Washington
33-27	Purdue (Sun Bowl)

HEAD COACH



Mike Price

WSU 33, PURDUE 27

December 31, 2001, El Paso, Texas - The WSU Cougars picked up their fourth bowl victory in their last five bowl games with a 33-27 win over the Purdue Boilermakers before 47,812 fans at the Wells Fargo Sun Bowl...Lamont Thompson, with two interceptions, five deflections and 10 tackles, was named the game's MVP winner, while Drew Dunning picked up the Special Teams trophy after booting four field goals and three extra points...the Cougs notched five sacks and held Purdue to 55 rushing yards...forced to the air, Kyle Orton responded with bowl records for passes, 74, completions, 38, and yards, 419...he threw two TD passes, but was picked off twice each by Thompson and Jason David...meanwhile Jason Gesser led WSU with 281 passing yards, 137 in the third quarter when the Cougs rebounded from a 20-17 halftime deficit to run off 16 straight points.



PURDUE	0	20	0	7	27
WASHINGTON STATE	14	3	13	3	33

TEAM	QTR	TIME	SCORING PLAY
WSU	1	13:10	David 45 interception return (Dunning kick)
WSU	1	6:53	Bush 46 pass from Gesser (Dunning kick)
PU	2	12:54	Lowe 1 run (Dorsch kick)
PU	2	7:24	Dorsch 28 field goal
WSU	2	4:17	Dunning 47 field goal
PU	2	1:56	Stubblefield 3 pass from Orton (Dorsch kick)
PU	2	0:37	Dorsch 50 field goal
WSU	3	3:23	Dunning 34 field goal
WSU	3	3:04	Gesser 1 run (Dunning kick)
WSU	3	1:21	Dunning 30 field goal
WSU	4	7:37	Dunning 37 field goal
PU	4	1:53	Stubblefield 51 pass from Orton(Dorsch kick)

TOTAL OFFENSE - WSU: 68/362/5.3. PURDUE: 107/474/4.4.

RUSHING - WSU 27/81: Minnich 17/51, Cox 1/20, McElrath 1/13, Kegel 1/3, Gesser 4/-2, team 3/-4. PURDUE 32/55: Lowe 17/45, Harris 5/27, Team 1/0, Orton 9/-17.

PASSING - WSU 41/15/3/281/1/46: Gesser 40/15/3/281/1/46, Kegel 1/0/0/0/0. PURDUE 75/38/4/419/2/65.

RECEIVING - WSU: Riley 6/65, McElrath 5/116, Minnich 3/54, Bush 1/46. PURDUE: Standeford 12/103, Stratton 12/86, Stubblefield 9/196, Morales 3/27, James 1/4, Rhinehart 1/3.

INTERCEPTIONS - WSU: Thompson 2/1, David 2/73. PURDUE: Rogers 2/1, Reeves 1/0.

PUNTING - WSU: Cox 6/266/44.3/62. PURDUE: Kurz 2/56/28.0/32, Dorsch 4/177/44.2/60.

PUNT RETURNS - WSU: Coleman 5/29. PURDUE: Morales 4/31.

KICKOFF RETURNS - WSU: Newman 2/32, Coleman 2/48. PURDUE: Stubblefield 2/48.

SCORING - WSU: Dunning 15, BUSH 6, Gesser 6, David 6. PURDUE: Stubblefield 12, Dorsch 9, Lowe 6.

FIRST DOWNS - WSU: 15/3/9/3. PURDUE: 28/5/19/4.

FUMBLES/LOST - WSU: 2/1. PURDUE 2/1.

PENALTIES/YARDS - WSU: 9/85. PURDUE: 7/49.

POSSESSION TIME - WSU: 26:08. PURDUE: 33:52.

THIRD-DOWN CONVERSIONS - WSU: 2/15. PURDUE: 13/27.

ATTENDANCE - 47,812.

WSU TACKLERS (T-P-A) - Trufant 10/4/2, Thompson 8/4/4, Smith 7/3/4, Price 7/4/3, David 6/5/1, Newman 5/3/2, Nguae 5/3/2, Brown 4/3/1, Acholonu 4/1/3, Tupai 4/1/3, Williams 3/3/0, Coleman 3/2/1, Tuupo 3/1/2, Genatone 3/0/3, Shavies 2/2/0, Knotts 1/1/0, Lunde 1/0/1, Dillon 1/0/1, Long 1/0/1, Marong 1/0/1.

WSU SACKS - Shavies 1/8, Tupai 1/7, Newman 1/6, Brown 1/5, Williams 1/3, Smith 0.5/0.

WSU TFL - Shavies 3/12, Tupai 1/7, Newman 1/6, Long 1/6, Brown 1/4, Williams 1/3.

BOWL GAME 9

ROSE BOWL

PASADENA, CALIF.

JANUARY 1, 2003

FINAL WSU RECORD: 10-3-0, 7-1-0 (CO-CHAMPION)

PACIFIC-10 CONFERENCE FINISH: TIE-1ST

ROSTER

28	Hamza Abdullah	73	Sean O'Connor, ol
17	D.D. Acholonu	79	Bryan Olson, dt
44	Mark Ahlberg	87	Thomas Ostrander, wr
22	LaVell Anderson	34	Alex Oyer, k
67	Calvin Armstrong	50	Josh Parrish, og
8	Kyle Basler	39	Wes Patterson-Aumua, olb
46	Pat Bennett	62	Chris Paulson, lb
81	Troy Bienemann	15	Karl Paymah, cb
26	Jeremy Bohannon	94	John Rasmussen, wr
33	Rafael Bolton	84	Jerome Riley, wr
53	Raymond Bonnell	2	Eddie Robinson, te
40	Cody Boyd	77	Derrick Roche, og
98	Bryan Boyer	34	Antonio Ryan, rb
96	Adam Braidwood	47	Nick Scott, db
9	Isaac Brown	37	Tyler Sellers, db
94	Mkristo Bruce	6	Fred Shavies, de
22	Anthony Burnett	44	Josh Shavies, dt
5	Mike Bush	63	Mike Shelford, c
61	Skyler Cesarone	2	Cole Sheridan, cb
27	Erik Coleman	3	Graham Siderius, k
99	Steve Cook	35	Cameron Siskowic, olb
92	Joel Crawford	23	Jonathan Smith, rb
1	Devard Darling	28	Kealan Smith, rb
29	Jason David	31	Wendell Smith, olb
12	Ira Davis	54	Kevin Sperry, mlb
58	Mawuli Davis	9	Josh Swogger, qb
42	Scott Davis	47	Jesse Taylor, te
12	Dayton Dennison	21	Alex Teems, cb
51	Will Derting	38	Allen Thompson, rb
49	Steve Dildine	25	John Tippins, rb
10	Drew Dunning	45	Marcus Trufant, cb
65	Brent Evans	97	Faafetai Tupai, dt
57	Doc Farley	37	Seaula Tupai, wr
78	Riley Fitt-Chappell	36	Don Turner, cb
37	Eric Frampton	82	Adam West, te
31	Robert Franklin, wr	40	Brian Whiteaker, de
60	Leif Fuller, ol	90	Dave Whitson, te
48	Al Genatone, olb	95	Jeremey Williams, dt
17	Jason Gesser, qb	24	Virgil Williams, ss
30	Jermaine Green, rb	92	Brian Winter, wr
74	Tom Griggs, ol		
43	Brian Hall, mlb		
96	McKenzie Hansell, wr		
68	Charles Harris, ol		
88	Trandon Harvey, wr		
41	Blair Hawkins, rb		
83	Collin Henderson, wr		
4	Adam Holiday, k		
72	Spencer Hollison, ol		
76	Norvell Holmes, og		
19	Odell Howard, dl		
52	Tyler Hunt, c		
8	Chris Hurd, qb		
52	Don Jackson, mlb		
80	Brett Johnson, wr		
85	Chris Jordan, wr		
41	Aaron Joseph, ss		
4	Matt Kegel, qb		
71	Billy Knotts, ol		
56	Tomasi Kongaika, dt		
75	Sam Lightbody, ot		
69	Phil Locker, og		
88	Rien Long, dt		
60	David Lowry, olb		
35	Scott Lunde, wr		
32	Flamingo Malone, wr		
6	Marty Martin, wr		
66	Nick Mihlhauser, ol		
36	Jevon Miller, wr		
20	Sammy Moore, wr		
64	Steve Nelson, ol		
18	Curtis Nettles, wr		

2002 RESULTS

31-7	Nevada
49-14	Idaho
7-25	@ Ohio State
45-28	Montana State
48-38	@ California
30-27	USC - OT
36-11	@ Stanford
21-13	@ Arizona
44-22	Arizona State
32-21	Oregon
26-29	Washington - 3OT
48-27	@ UCLA
14-34	Oklahoma (Rose Bowl)

HEAD COACH



Mike Price

OKLAHOMA 34 WSU 14

January 1, 2003, Pasadena, Calif.

– Oklahoma's vaunted defense stifled Washington State's high-flying passing attack and captured the 89th Rose Bowl Game 34-14 in front of 86,848 fans New Year's Day. The Sooners broke the game open with a pair of touchdowns inside the two-minute mark of the first half. The first came on a 12-yard touchdown pass from Nate Hybl, the game's most valuable player. Antonio Perkins extended OU's lead to 17-0 with a 51-yard punt return just :42 seconds later. Hybl connected on 19 of 29 passes for 240 yards and two touchdowns. Sooner running back Quentin Griffin carried the ball 30 times for 144 yards. WSU quarterback Jason Gesser finished his career by completing 17 of 34 passes for 240 yards and a touchdown. Sammy Moore provided the game's final highlight, returning an OU kick 89 yards for a score with just 1:15 remaining. Linebacker Teddy Lehman led the Big XII Champions with six tackles, including two sacks, while free safety Erik Coleman recorded 10 tackles and recovered a fumble for the Cougars.



OKLAHOMA	3	14	3	14	34
WASHINGTON STATE	0	0	0	14	14

TEAM	OT	TIME	SCORING PLAY
OU	1	12:13	DiCarlo 45 field goal
OU	2	1:51	Savage 12 pass from Hybl (DiCarlo kick)
OU	2	1:09	Perkins 51 punt return (DiCarlo kick)
OU	3	8:06	DiCarlo 30 field goal
OU	4	8:02	Fagan 9 pass from Hybl (DiCarlo kick)
WSU	4	6:08	Riley 37 pass from Gesser (Dunning kick)
OU	4	1:29	Griffin 19 run (DiCarlo kick)
WSU	4	1:15	Moore 89 kickoff return (Dunning kick)

TOTAL OFFENSE – WSU 55/243/4.4. OU 75/386/5.1.

RUSHING – WSU 21/75/71/4/14: Green 8/45, Tippins 2/12, Smith 2/2, Riley 2/-8, Gesser 7/-47. OU Griffin 30/144, Jones 6/6, Thompson 1/4, Works 2/4, Runnels 1/2, Hybl 6/-14.

PASSING – WSU 34/17/2/239/1/37: Gesser 34/17/2/239/1/37. OU 29/19/0/240/2/57: Hybl

RECEIVING – WSU: Riley 9/139, Darling 5/75, Lunde 2/17, Bush 1/8. OU: Smith 5/38, Savage 4/52, Peoples 3/80, Fagan 3/31, Griffin 2/5, Moses 1/19, Wilson 1/15.

INTERCEPTIONS – WSU: none. OU: Everage 1/15, Woolfolk 1/0.

PUNTING – WSU: Basler 6/276/46.0/59. OU: Ferguson 4/131/32.8.

PUNT RETURNS – WSU: Trufant 2/10. OU: Perkins 4/90.

KICKOFF RETURNS – WSU: Moore 2/90, Smith 3/24. OU: Perkins 1/22.

SCORING: WSU: Riley 6, Moore 6, Dunning 2. OU: DiCarlo 10, Savage 6, Perkins 6, Fagan 6, Griffin 6.

FIRST DOWNS – WSU 11/2/8/1. OU 19/8/9/2.

FUMBLES/LOST – WSU 3/1. OU 2/1. **PENALTIES/YARDS** – WSU 9/52. OU 4/28.

POSSESSION TIME – WSU 22:46. OU 37:14.

THIRD-DOWN CONVERSIONS – WSU 2/11. OU 9/20.

ATTENDANCE - 86,848

WSU TACKLERS – Coleman 10/4/6, V. Williams 9/6/3, M. Davis 7/4/3, Long 5/5/0, Trufant 5/5/0, Bennett 5/3/2, David 4/3/1, I. Davis 3/3/0, J. Williams 3/3/0, F. Shavies 3/3/0, Derting 3/2/1, Genatone 3/2/1, Abdullah 2/2/0, Kongaika 2/2/0, Tupai 2/0/2, Nettles 2/0/2, Basler 1/0/1, J. Shavies 1/0/1, Roche 1/0/1, Boyer 1/0/1, Sperry 1/0/1, Bienemann 1/0/1, Paymah 1/0/1.

WSU SACKS – J. Williams 2/-16, Kongaika 1/-11.

WSU TFL – J. Williams 3/-17, F. Shavies 2/-3, M. Davis 1/-3, Long 1/-3, Bennett 1/-4, Genatone 1/-2, Kongaika 1/-11, Tupai 1/-1.

BOWL GAME 10

HOLIDAY BOWL

SAN DIEGO, CALIF.

DECEMBER 30, 2003

FINAL WSU RECORD: 10-3, 6-2 (PAC-10 RUNNER-UP)

ROSTER

28	Hamza Abdullah, db	36	Jevon Miller, wr
23	Husain Abdullah, db	3	Sammy Moore, wr
17	D.D. Acholonu, de	31	Steve Mortimer, wr
77	Patrick Afif, ol	58	Matt Mullennix, de
44	Mark Ahlberg, te	86	Tramaine Murray, wr
22	Lavell Anderson, rb	64	Mike Nelson, ol
67	Calvin Armstrong, ol	12	Sean O'Connor, ol/te
56	Chris Baltzer, lb	79	Bryan Olson, ol
8	Kyle Basler, p	87	Thomas Ostrander, wr
34	Christian Bass, db	30	Alex Oyer, k
55	Dane Bassett, de	50	Josh Parrish, ol
46	Pat Bennett, lb	62	Chris Paulson, lb
81	Troy Bienemann, te	15	Karl Paymah, db
59	Reyshawb Bobo, de	94	John Rasmussen, wr
26	Jeremy Bohannon, rb	13	Mike Reilly, qb
25	Rafael Bolton, rb	47	Nic Scott, db
53	Raymond Bonnell, de	38	Tyler Sellers, db
80	Cody Boyd, te	44	Josh Shavies, dt
98	Bryan Boyer, dt	63	Mike Shelford, ol
13	Adam Braidwood, de	35	Spencer Shelman, db
18	Alex Brink, qb	18	Graham Siderius, k
9	Isaac Brown, de	39	Brian Skjei, lb
94	Mkristo Bruce, de	5	Jonathan Smith, rb
33	Chris Bruhn, rb	28	Kealan Smith, rb
70	Bobby Byrd, ol	54	Paul Stevens, lb
64	Thomas Clements, lb	9	Josh Swogger, qb
27	Erik Coleman, db	47	Jesse Taylor, te
93	Jon Conlin, de	21	Alex Teems, db
99	Steve Cook, dt	38	Allen Thompson, rb
92	Joel Crawford, de	57	Tom Tribbett, lb
32	Wally Dada, db	97	Tai Tupai, dt
1	Devard Darling, wr	25	Don Turner, db
29	Jason David, db	10	Aaron Wagner, lb
12	Ira Davis, lb	82	Adam West, te
42	Scott Davis, lb	32	David White, k/p
12	Dayton Dennison, qb	95	Jeremy Williams, dt
51	Will Derting, lb	87	Kevin Williams, dt
49	Steve Dildine, lb	24	Virgil Williams, db
61	Josh Duin, ol	45	Brian Winter, lb
10	Drew Dunning, k		
36	Andrew Fernandez, db		
78	Riley Fitt-Chappell, ol		
74	Russell Foster, ol		
37	Eric Frampton, db		
84	Robert Franklin, wr		
48	Al Genatone, lb		
43	Brian Hall, lb		
21	McKenzie Hansell, wr		
55	Charles Harris, ol		
88	Trandon Harvey, wr		
41	Blair Hawkins, rb		
83	Jason Hill, wr		
72	Spencer Hollison, ol		
76	Norvell Holmes, ol		
19	Odell Howard, dt		
8	Chris Hurd, qb		
60	Robbie Hyslop, ol		
68	Zach Ingham, ol		
65	Dan Iovine, ol		
52	Don Jackson, lb		
40	Aaron Johnson, te		
89	Brett Johnson, wr		
2	Chris Jordan, wr		
41	Aaron Joseph, db		
4	Matt Kegel, qb		
71	Bill Knotts, ol		
34	Jonathan Larson, wr		
75	Sam Lightbody, ol		
69	Keola Loo, ol		
35	Scott Lunde, wr		
6	Marty Martin, wr		
70	Mark Matthey, ol		
20	Kevin McCall, rb		
66	Nick Mihalhauser, ol		

2003 RESULTS

25-0	Idaho, Seattle
26-29ot	@ Notre Dame
47-26	@ Colorado
23-13	New Mexico
55-16	@ Oregon
30-7	Arizona
24-14	@ Stanford
36-30	Oregon State
16-43	@ USC
31-13	UCLA
34-19	Arizona State
19-27	@ Washington
28-20	Texas (Holiday Bowl)

HEAD COACH



Bill Doba

#15 WSU 28, #5 TEXAS 20

December 30, 2003, San Diego, Calif. – Washington State reached the 10-win plateau for the third time in as many seasons with a 28-20 comeback victory over Texas in the Pacific Life Holiday Bowl. Facing a 10-7 halftime deficit, the Cougars rallied to score three touchdowns in the third quarter and take a 26-10 lead into the final stanza. The second half fireworks began with a 54-yard touchdown pass from Matt Kegel to Sammy Moore with just over nine minutes left in the third. WSU used a trick play to get in the end zone once again four minutes later. Kegel lined up under center, but instead of taking the snap, ran in motion to the right sideline, leaving running back Jonathan Smith alone in the backfield. Smith fumbled the snap, but recovered and ran 12 yards for a touchdown. Two Texas possessions later, the WSU defense continued the onslaught when Jason David recovered a fumble and took it 18 yards for the Cougs' final touchdown of the game. Washington State's defense forced a fourth quarter safety to push its total to 28. Moore earned most valuable offensive player honors after converting both of his catches for touchdowns and setting up another with a 51-yard punt return. Sophomore Kyle Basler was named the game's most valuable defensive player after pinning the Longhorns inside their own five on four occasions.



WASHINGTON STATE	0	7	19	2	28
TEXAS	0	10	0	10	20

TEAM	QT	TIME	SCORING PLAY
WSU	1	8:48	Bienemann 32 pass from Kegel (Dunning kick)
UT	2	12:21	Benson 1 run (Pino kick)
WSU	2	:59	Moore 12 pass from Kegel (Dunning kick)
UT	2	:04	Pino 39 field goal
WSU	3	9:23	Moore 54 pass from Kegel (Dunning fail)
WSU	3	5:50	Smith 12 run (Dunning kick)
WSU	3	2:20	David 18 fumble recovery (Dunning block)
UT	4	13:32	Pino 19 field goal
WSU	4	8:41	Team safety
UT	4	4:29	Williams 30 pass from Mock (Pino kick)

TOTAL OFFENSE - WSU 65/360/5.5
UT 89/327/3.7

RUSHING - WSU
33/162/5/157/1/17: Smith
21/110/1, Bruhn 10/44, Kegel 2/3.
UT 40/211/80/131/1/48: Benson
22/83/1, V. Young 9/50, S. Young
1/48, Williams 1/11, Jeffery 1/3,
Mock 6/-64.

PASSING - WSU 32/18/2/203/2/54:
Kegel 32/18/2/203/2/54. UT
49/20/0/196/1/46: Mock
35/14/0/181/1/46, V. Young
14/6/0/15/0/6.

RECEIVING - WSU: Smith 5/51,
Lunde 3/39, Darling 3/26, Harvey
3/15, Moore 2/66/2, Bienemann
2/6. UT: Williams 9/97/1, S. Thomas
4/20, Johnson 3/41, Melton 1/13,
Benson 1/12, S. Young 1/9, Scaife
1/4.

INTERCEPTIONS - WSU: none. UT:
Crowder 1/0, Geiggar 1/0.

PUNTING - WSU: Basler 7/281/40.1/
56. UT: McGee 5/217/43.4/48,
Team 1/36/36.0/36.

PUNT RETURNS - WSU: Moore
4/68/17.0/51. UT: S. Young 1/20/
20.0/20.

KICKOFF RETURNS - WSU:
Moore 5/59/11.4/22. UT: S.
Young 3/74/24.6/29, Melton
1/16/16.0/16, Brown 1/15/15.0/15.

SCORING - WSU: Moore 12, David
6, Smith 6, Dunning 2, Team 2. UT:
Pino 8, Benson 6, Williams 6.

FIRST DOWNS - WSU: 19/8/11/0.
UT: 22/13/7/2.

FUMBLES/LOST - WSU: 0/0. UT:
5/3.

PENALTIES/YARDS - WSU: 6/68.
UT: 4/24.

POSSESSION TIME - WSU: 20:41.
UT: 39:19.

THIRD-DOWN CONVERSIONS -
WSU: 6/14. UT: 8/21.

ATTENDANCE - 61,102

WSU TACKLERS (T-P-A) -- V. Wil-
liams 10/6/4, Jackson 10/5/5, Cole-
man 8/7/1, Cook 6/3/3, Acholonu
4/4/0, Derting 4/4/0, Brown 4/3/1,
J. Williams 4/3/1, Paymah 4/2/2,
David 3/3/0, Genatone 3/2/1,
Bohannon 2/2/0, Hill 2/1/1, Tupai
2/1/1, Davis 1/1/0, Siderius 1/1/0,
Frampton 1/1/0, Darling 1/1/0,
Bennett 1/1/0, Bruce 1/0/1, Wagner
1/0/1.

WSU SACKS -- Acholonu 3/-30, Jack-
son 1/-11, Coleman 1/-5, Derting
1/-9, Tupai 1/-9.

WSU TFL - Acholonu 3/-30, Jackson
2/-11, Coleman 1/-5, Derting 1/-9,
J. Williams 1/-2, Genatone 1/-1
Tupai 1/-9, V. Williams .5/-1, Cook
.5/-1.

WSU INDIVIDUAL RECORDS

RUSHING RECORDS

RUSHING ATTEMPS - GAME (30+)

1.	42	Jerome Harrison, UCLA, 2004
2.	41	Steve Broussard, Oregon, 1989
3.	39	Rueben Mayes, Oregon, 1984
4.	38	Jerome Harrison, Arizona State, 2005
5.	37	Michael Black, Washington, 1997
	37	Kevin Brown, Stanford, 1998
7.	36	Ken Grandberry, Stanford, 1972
	36	Jonathan Smith, UCLA, 2003
	36	Jerome Harrison, Washington, 2005
10.	34	Rich Swinton, Arizona State, 1988
	34	Rich Swinton, Stanford, 1988
	34	Dave Minnich, Oregon State, 2001
	34	Jerome Harrison, UCLA, 2005
14.	33	Steve Broussard, Houston, 1988
15.	32	Andres Jones, Oregon, 1973
16.	31	Richard Bower, Oregon State, 1950
	31	Clancy Williams, Oregon State, 1964
	31	Steve Hamilton, Oregon, 1972
	31	Kerry Porter, California, 1983
	31	Rueben Mayes, Oregon State, 1984
	31	Rich Swinton, Washington, 1988
	31	Steve Broussard, California, 1989
	31	Jerome Harrison, Oregon State, 2005
24.	30	Charles Beckel, Washington, 1952
	30	Chuck Hawthorne, Illinois, 1969
	30	Richard Smith, Washington, 1969
	30	Kerry Porter, Washington, 1983
	30	Shaumbe Wright-Fair, Montana, 1992

RUSHING ATTEMPTS - SEASON

1.	308	Jerome Harrison, 2005
2.	264	Shaumbe Wright-Fair, 1992
3.	260	Steve Broussard, 1989
4.	258	Rueben Mayes, 1984
5.	242	Michael Black, 1997
6.	228	Rueben Mayes, 1985
7.	224	Jonathan Smith, 2003
8.	222	Steve Broussard, 1988
9.	218	Rich Swinton, 1988
10.	215	Kevin Brown, 1998

RUSHING ATTEMPTS - CAREER

1.	636	Rueben Mayes, 1982-85
2.	618	Shaumbe Wright-Fair, 1989-92
3.	610	Steve Broussard, 1986-89
4.	560	Kerry Porter, 1982-86
5.	542	Tim Harris, 1979-82
6.	482	Jerome Harrison, 2004-05
7.	453	Ken Grandberry, 1971-73
8.	424	Dan Doornink, 1974-77
	424	Michael Black, 1996-97
10.	372	Tali Ena, 1976-79

NET RUSHING YARDS - GAME (187+)

1.	357	Rueben Mayes, Oregon, 1984
2.	261	Bernard Jackson, Oregon, 1971
3.	260	Jerome Harrison, UCLA, 2005
4.	247	Jerome Harrison, UCLA, 2004
5.	240	Jerome Harrison, Arizona State, 2005
6.	218	Tali Ena, Oregon State, 1979
	218	Jerome Harrison, Stanford, 2005
8.	216	Rueben Mayes, Stanford, 1984
9.	214	Michael Black, California, 1996
	207	Jerome Harrison, Washington, 2005
11.	205	Steve Broussard, Oregon, 1989
12.	202	Kevin Brown, Stanford, 1998
13.	201	Rueben Mayes, Ball State, 1984
14.	195	Dave Minnib +ch, Oregon State, 2001
15.	194	Larry Eilmes, Villanova, 1965
	194	Ron Cheatham, California, 1974
	194	Shaumbe Wright-Fair, Washington, 1992
18.	193	Rich Swinton, Arizona State, 1988
19.	190	Steve Broussard, California, 1988
20.	187	Steve Broussard, California, 1989

TOTAL 100+ GAMES: 190 games by 58 players.
MOST 100+ GAMES: Wright-Fair 15, Harrison 15, Broussard 14, Mayes 13, Black 11, Porter 10, Grandberry 9, Harris 9, Jones 6, Jackson 6, Swinton 6, Madu 6

TOTAL 170+ GAMES: 30 by 18 players.
MOST 170+ GAMES: Harrison 5, Mayes 4, Broussard 4, Black 3, Kennedy 1, Berry 1, Beckel 1, Williams 1, Matthews 1, Swinton 1, Wright-Fair 1, Cheatham 1, Eilmes 1, Brown 1, Ena 1, Jackson 1, Green 1, Minnich 1.

NET RUSHING YARDS - SEASON (1000+)

1.	1,900	Jerome Harrison, 2005
2.	1,637	Rueben Mayes, 1984
3.	1,330	Shaumbe Wright-Fair, 1992
4.	1,280	Steve Broussard, 1988
5.	1,237	Steve Broussard, 1989
6.	1,236	Rueben Mayes, 1985
7.	1,189	Bernard Jackson, 1971
8.	1,181	Michael Black, 1997
9.	1,059	Andrew Jones, 1973
10.	1,046	Kevin Brown, 1998
11.	1,018	Rich Swinton, 1998
12.	1,000	Kerry Porter, 1983

SENIOR RECORD

1,900 Jerome Harrison, 2005

JUNIOR RECORD

1,637 Rueben Mayes, 1984

SOPHOMORE RECORD

1,046 Kevin Brown, 1998

FRESHMAN RECORD

974 Deon Burnett, 1999

NET RUSHING YARDS - CAREER

1.	3,519	Rueben Mayes, 1982-85
2.	3,054	Steve Broussard, 1986-89
3.	2,938	Shaumbe Wright-Fair, 1989-92
4.	2,830	Tim Harris, 1979-82
5.	2,800	Jerome Harrison, 2004-05
6.	2,618	Kerry Porter, 1982-86
7.	2,129	Michael Black, 1997-97
8.	2,102	Ken Grandberry, 1971-73
9.	1,888	Tali Ena, 1976-79
10.	1,779	Bernard Jackson, 1970-71

AVERAGE/ATTEMPT - GAME (Min. 8)

1.	14.0	Don Paul, Oregon, 1948 (10/140)
2.	13.1	Chris Bruhn, Idaho, 2003 (9/118)
3.	12.4	Bernard Jackson, Oregon, 1971 (12/261)
4.	12.3	Louis Blakeley, Idaho, 1961 (9/111)
5.	12.0	Clancy Williams, San Jose State, 1964 (11/132)
6.	11.8	Talmadge Washington, Texas, 1954 (8/94)
7.	10.2	Steve Hamilton, Idaho, 1972 (9/92)
8.	10.1	Jonathan Smith, Idaho, 2002 (12/121)
9.	10.0	Steve Broussard, California, 1988 (19/190)
10.		Frank Madu, Nebraska, 1995 (9/90)

AVERAGE/ATTEMPT - SEASON (Min. 100)

1.	6.72	Bernard Jackson, 1971 (177/1,189)
2.	6.34	Rueben Mayes, 1984 (258/1,632)
3.	6.17	Jerome Harrison, 2005 (308/1,900)
4.	6.08	Ken Grandberry, 1971 (103/626)
5.	5.86	Talmadge Washington, 1954 (105/634)
6.	5.78	Tim Harris, 1981 (161/931)
7.	5.77	Steve Broussard, 1988 (222/1,280)
8.	5.60	Ron Cheatham, 1974 (110/616)
9.	5.53	Jermaine Green, 2002 (150/829)
10.	5.52	Tali Ena, 1978 (132/728)

AVERAGE/ATTEMPT - CAREER (Min. 200)

1.	5.81	Jerome Harrison, 2004-05 (482/2,800)
2.	5.53	Rueben Mayes, 1982-85 (636/3,519)
3.	5.22	Tim Harris, 1979-82 (542/2,830)
4.	5.22	Bernard Jackson, 1970-71 (341/1,779)
5.	5.02	Michael Black, 1996-97 (424/2,129)
6.	5.01	Steve Broussard, 1986-89 (610/3,054)
7.	4.82	Tali Ena, 1976-79 (372/1,888)
8.	4.75	Shaumbe Wright-Fair, 1989-92 (618/2,938)
10.	4.68	Kerry Porter, 1982-86 (560/2,618)

TOUCHDOWNS - GAME

1.	5	James Matthews, Idaho, 1982
2.	4	Rueben Mayes, Stanford, 1984
	4	Rueben Mayes, Montana State, 1985
	4	Shaumbe Wright-Fair, Temple, 1992
	4	Deon Burnett, Louisiana-Lafayette, 1999
	4	Dave Minnich, Arizona, 2001
	4	John Tippins, Montana State, 2001
8.	3	Steve Broussard, BYU, 1989
	3	Steve Broussard, Oregon, 1991
	3	Shaumbe Wright-Fair, Fresno State, 1991
	3	Shaumbe Wright-Fair, Washington, 1992
	3	Dave Minnich, Arizona, 2001
	3	Jonathan Smith, Idaho, 2002
	3	Jonathan Smith, UCLA, 2003
	3	Jerome Harrison, UCLA, 2004
	3	Jerome Harrison, Grambling State, 2005
	3	Jerome Harrison, Oregon State, 2005
	3	13 players prior to 1982

TOUCHDOWNS - SEASON

1.	16	Jerome Harrison, 2005
2.	13	Steve Broussard, 1989
	13	Shaumbe Wright-Fair, 1992
4.	12	Deon Burnett, 1999
5.	11	Bob Kennedy, 1941
	11	Bernard Jackson, 1971
	11	Ken Grandberry, 1972
	11	Samoa Samoa, 1980
	11	Rueben Mayes, 1984
	11	Steve Broussard, 1988
	11	Michael Black, 1997

WSU INDIVIDUAL RECORDS

TOUCHDOWNS - CAREER

- 33 Steve Broussard, 1986-89
- 25 Jerome Harrison, 2004-05
- 23 Rueben Mayes, 1982-85
- 22 Shaumbe Wright-Fair, 1989-92
- 19 Ken Grandberry, 1971-73
- 19 Kerry Porter, 1982-86
- 19 Michael Black, 1996-97
- 18 Bernard Jackson, 1970-71
- 17 Tim Harris, 1979-82
- 16 Tali Ena, 1976-79

LONG RUSH - GAME (70+)

- 87 Chuck Morrell, Pacific, 1958
- 87 Frank Madu, Nebraska, 1995
- 85 Frank Madu, Montana State, 1993
- 85 Albert Kennedy, Arizona, 1994
- 84 Byron Bailey, UCLA, 1949
- 83 Harold Haddock, San Jose State, 1960
- 83 Glen Shaw, Idaho, 1966
- 83 Porter Lainhart, Hawaii, 1992
- 81 Bob Kennedy, Montana, 1942
- 80 Richard Hanley, Montana, 1919
- 80 Tali Ena, Oregon, 1979
- 80 Jermaine Green, UCLA, 2002
- 80 Jerome Harrison, Idaho, 2005
- 80 **Chris Ivory, Idaho, 2006**
- 79 DeJuan Gilmore, Boise State, 1998
- 78 Ed Goddard, Idaho, 1936
- 78 Bernard Jackson, Arizona, 1971
- 77 Rick Chase, Oregon, 1984
- 75 Oscar Jones, College of Idaho, 1928
- 75 Keith Simon, Willamette, 1935
- 75 Clancy Williams, Arizona, 1963
- 75 Dennis Cadigan, Oregon, 1964
- 75 Ray Williams, California, 1978
- 75 Ray Williams, Arizona State, 1979
- 75 Jermaine Green, USC, 2002
- 73 Don Paul, Oregon, 1948
- 73 Talmadge Washington, Texas, 1954
- 73 Bernard Jackson, Utah, 1971
- 73 Deon Burnett, Louisiana-Lafayette, 1999
- 72 Mike Washington, Oregon State, 1978
- 71 Howard Moses, Idaho, 1932
- 71 Steve Broussard, Stanford, 1989
- 70 Frank Skadan, Idaho, 1919
- 70 John Browne, Stanford, 1961
- 70 Junior Tautalatasi, Montana State, 1985

100-YARD RUSHING GAMES

- 15 Shaumbe Wright-Fair, 1989-92
- 15 Jerome Harrison, 2004-05
- 14 Steve Broussard, 1986-89
- 13 Rueben Mayes, 1982-85
- 11 Michael Black, 1996-97
- 10 Kerry Porter, 1982-86
- 9 Ken Grandberry, 1971-73
- 9 Tim Harris, 1979-82
- 6 Bernard Jackson, 1970-71
- 6 Andrew Jones, 1972-74
- 6 Rich Swinton, 1987-90
- 6 Frank Madu, 1993-95

100-YARD RUSHING GAMES - CONSECUTIVE

- 14 Jerome Harrison, 2004-05 (also Pacific-10 record)

PASSING RECORDS

PASS ATTEMPTS - GAME (45+)

- 66 Drew Bledsoe, Montana, 1992
- 59 **Alex Brink, Oregon State, 2005**
- 54 **Alex Brink, Washington, 2006**
- 52 Jack Thompson, California, 1976
- 51 Timm Rosenbach, Colorado, 1987
- 51 Chad DeGrenier, Oregon, 1993
- 50 Jack Thompson, USC, 1976
- 49 Timm Rosenbach, Michigan, 1987
- 49 Ryan Leaf, Arizona State, 1997
- 48 Jerry Henderson, Oregon, 1968
- 48 Chad Davis, USC, 1995
- 47 Ty Paine, USC, 1970
- 47 Jack Thompson, Kansas, 1977
- 47 Matt Kegel, Stanford, 2003
- 47 Matt Kegel, USC, 2003
- 46 Ryan Leaf, UCLA, 1996
- 46 Ryan Leaf, Arizona, 1997
- 46 **Alex Brink, USC, 2006**
- 45 Drew Bledsoe, Washington, 1990

PASS ATTEMPTS - SEASON

- 432 Drew Bledsoe, 1992
- 410 Ryan Leaf, 1997
- 402 Jason Gesser, 2002
- 396 **Alex Brink, 2006**
- 394 Matt Kegel, 2003
- 390 Timm Rosenbach, 1987
- 375 Jason Gesser, 2001
- 373 Ryan Leaf, 1996
- 358 Drew Bledsoe, 1991
- 358 **Alex Brink, 2005**

PASS ATTEMPTS - CAREER

- 1,118 Jason Gesser, 1999-2002
- 1,086 Jack Thompson, 1975-78
- 979 Drew Bledsoe, 1990-92
- 947 **Alex Brink, 2004-06**
- 880 Ryan Leaf, 1994-97
- 789 Timm Rosenbach, 1986-88
- 725 Ty Paine, 1970-72
- 640 Chad Davis, 1994-95
- 613 Mark Rypien, 1981-85
- 595 Steve Birnbaum, 1996-99

PASS COMPLETIONS - GAME (30+)

- 37 Drew Bledsoe, Montana, 1992
- 32 Jerry Henderson, Oregon, 1968
- 32 **Alex Brink, Washington, 2006**
- 31 **Alex Brink, Oregon State, 2005**

PASS COMPLETIONS - SEASON

- 241 Drew Bledsoe, 1992
- 241 **Alex Brink, 2006**
- 236 Jason Gesser, 2002
- 227 Ryan Leaf, 1997
- 222 Timm Rosenbach, 1987
- 218 Timm Rosenbach, 1988
- 218 Matt Kegel, 2003
- 208 Jack Thompson, 1976
- 205 **Alex Brink, 2005**
- 199 Drew Bledsoe, 1991
- 199 Jason Gesser, 2001

PASS COMPLETIONS - CAREER

- 611 Jason Gesser, 1999-2002
- 601 Jack Thompson, 1975-78
- 543 **Alex Brink, 2004-06**
- 532 Drew Bledsoe, 1990-92
- 474 Timm Rosenbach, 1986-88
- 473 Ryan Leaf, 1994-97
- 371 Chad Davis, 1994-95
- 326 Mark Rypien, 1981-85
- 325 Ty Paine, 1970-72
- 306 Steve Birnbaum, 1996-99

PASSING YARDS - GAME (300+)

- 531 **Alex Brink, Oregon State, 2005**
- 476 Drew Bledsoe, Utah, Copper Bowl, 1992
- 447 Ryan Leaf, Arizona State, 1997
- 432 Jason Gesser, California, 2001
- 431 Jason Gesser, California, 2002
- 423 **Alex Brink, California, 2005**
- 413 Drew Bledsoe, Montana, 1992
- 405 **Alex Brink, UCLA, 2006**
- 403 Mark Rypien, Oregon, 1985
- 400 Mike Pattinson, Arizona State, 1993
- 391 Jack Thompson, California, 1976
- 385 Drew Bledsoe, Arizona, 1990
- 384 Ryan Leaf, Arizona, 1997
- 381 Ryan Leaf, UCLA, 1997
- 374 Jason Gesser, Montana State, 2001
- 368 Mark Rypien, Utah, 1985
- 364 Jack Thompson, Michigan State, 1977
- 363 Dave Mathieson, Washington, 1962
- 358 Drew Bledsoe, USC, 1992
- 358 Ryan Leaf, Washington, 1997
- 355 Chad Davis, Arizona State, 1994
- 355 Ryan Leaf, San Jose State, 1996
- 355 Ryan Leaf, USC, 1997
- 353 Timm Rosenbach, Minnesota, 1988
- 352 Ty Paine, USC, 1970
- 352 Timm Rosenbach, Tennessee, 1988
- 348 Ryan Leaf, Arizona, 1996
- 348 Jason Gesser, Arizona, 2000
- 346 Matt Kegel, New Mexico, 2003
- 345 Jack Thompson, Oregon State, 1976
- 341 Aaron Garcia, Stanford, 1989
- 340 Jack Thompson, USC, 1976
- 334 Timm Rosenbach, Michigan, 1987
- 334 Brad Gossen, Arizona State, 1989
- 332 Ryan Leaf, California, 1997
- 331 Ryan Leaf, Michigan, 1997
- 331 Matt Kegel, Stanford, 2003
- 328 Brad Gossen, Brigham Young, 1990
- 328 **Alex Brink, Washington, 2006**
- 324 Timm Rosenbach, Arizona, 1987
- 324 Mike Pattinson, Oregon State, 1993
- 323 Drew Bledsoe, Fresno State, 1992
- 322 Timm Rosenbach, Stanford, 1988
- 321 Jason Gesser, Arizona State, 2000
- 317 Brad Gossen, Brigham Young, 1989
- 315 Jason Gesser, USC, 2002
- 315 Matt Kegel, Arizona, 2003
- 314 Ryan Leaf, USC, 1996
- 311 Jack Thompson, Washington, 1976
- 310 Matt Kegel, Colorado, 2003
- 306 Timm Rosenbach, Houston, 1988
- 305 Ryan Leaf, Southwestern Louisiana, 1997
- 305 Matt Kegel, Oregon State, 2003
- 302 Ryan Leaf, Illinois, 1997
- 301 Bob Burkhart, Idaho, 1952
- 300 Ed Blount, Oregon State, 1986

TOTAL 300+ GAMES: 56

MOST 300+ GAMES: Leaf 12, Gesser 6, Rosenbach 6, Thompson 5, Bledsoe 5, Kegel 5, **Brink 4**, Gossen 3, Rypien 2, Pattinson 2, Burkhart 1, Mathieson 1, Paine 1, Blount 1, Garcia 1, Davis 1. [16 quarterbacks]

TOTAL 200+ GAMES: 182

MOST 200+ GAMES: Gesser 27, Leaf 23, Bledsoe 22, Thompson 22, **Brink 21**, Rosenbach 16, Rypien 11, Kegel 10, Davis 8, Gossen 7, Henderson 6, Blount 5, Garcia 5, Paine 4. [14 quarterbacks]

WSU INDIVIDUAL RECORDS

PASSING YARDS - SEASON

- 3,968 Ryan Leaf, 1997
- 3,408 Jason Gesser, 2002
- 3,246 Drew Bledsoe, 1992
- 3,097 Timm Rosenbach, 1988
- 3,010 Jason Gesser, 2001
- 2,947 Matt Kegel, 2003
- 2,899 Alex Brink, 2006**
- 2,891 Alex Brink, 2005**
- 2,811 Ryan Leaf, 1996
- 2,762 Jack Thompson, 1976

SENIOR RECORD

- 3,498 Jason Gesser, 2002

JUNIOR RECORD

- 3,968 Ryan Leaf, 1997

SOPHOMORE RECORD

- 2,891 Alex Brink, 2005**

FRESHMAN RECORD

tba

PASSING YARDS - CAREER

- 8,830 Jason Gesser, 1999-02
- 7,818 Jack Thompson, 1975-78
- 7,433 Ryan Leaf, 1994-97
- 7,373 Drew Bledsoe, 1990-92
- 7,095 Alex Brink, 2004-06**
- 5,995 Timm Rosenbach, 1986-88
- 4,573 Mark Rypien, 1981-85
- 4,167 Chad Davis, 1994-95
- 4,136 Ty Paine, 1970-72
- 3,982 Matt Kegel, 2000-03

PASSES HAD INTERCEPTED - GAME

- 6 Jerry Henderson, Arizona State, 1967
- 6 Chuck Peck, California, 1974
- 6 Paul Mencke, USC, 1998
- 5 Jerry Henderson, Baylor, 1967
- 5 Jerry Henderson, Oregon State, 1968
- 5 Timm Rosenbach, Oregon, 1987
- 5 Matt Kegel, Oregon State, 2003
- 4 Bob Gambold, Oregon, 1949
- 4 Bob Iverson, USC, 1955
- 4 Ty Paine, Arizona State, 1970
- 4 Ty Paine, Utah, 1972
- 4 Chuck Lyon, Stanford, 1975
- 4 Jack Thompson, UCLA, 1976
- 4 Samoa Samoa, Arizona State, 1980
- 4 Mark Rypien, USC, 1984
- 4 Timm Rosenbach, Arizona State, 1987
- 4 Timm Rosenbach, Washington, 1987
- 4 Aaron Garcia, Arizona, 1989
- 4 Drew Bledsoe, Montana, 1992
- 4 **Alex Brink, Oregon State, 2005**

PASSES HAD INTERCEPTED - SEASON

- 24 Ty Paine, 1970
- 24 Timm Rosenbach, 1987
- 20 Jack Thompson, 1978
- 19 Ty Paine, 1971
- 17 Jerry Henderson, 1967
- 15 Drew Bledsoe, 1991
- 15 Drew Bledsoe, 1992
- 15 Mark Rypien, 1984
- 15 Matt Kegel, 2003
- 14 Bob Gambold, 1949
- 14 Tom Roth, 1965
- 14 Jack Thompson, 1976

PASSES HAD INTERCEPTED - CAREER

- 54 Ty Paine, 1970-72

COMPLETION PERCENTAGE - GAME

(Min. 10)

- .870 Alex Brink, Oregon, 2006 (20/23)**
- .818 Wayne Berry, Iowa, 1953 (9/11)
- .818 Ricky Turner, Montana State, 1983 (9/11)
- .806 Timm Rosenbach, Arizona, 1987 (25/31)
- .800 Wayne Berry, UCLA, 1953 (8/10)
- .800 Frank Sarno, Pacific, 1954 (8/10)
- .800 Jerry Henderson, Oregon State, 1966 (8/10)
- .800 Alex Brink, Idaho, 2006 (12/15)**
- .786 Bob Newman, California, 1956 (11/14)
- .786 Aaron Garcia, Arizona State, 1989 (11/14)
- .778 Brad Gossen, California, 1990 (21/27)
- .773 Brad Gossen, Idaho, 1989 (17/22)
- .769 Samoa Samoa, California, 1980 (10/13)
- .769 Aaron Garcia, Oregon State, 1989 (10/13)
- .769 Drew Bledsoe, Oregon State, 1991 (20/26)
- .767 Timm Rosenbach, Arizona, 1988 (23/30)
- .765 Mark Rypien, Oregon State, 1985 (13/17)
- .765 Brad Gossen, Arizona State, 1989 (13/17)
- .750 Dave Mathieson, Idaho, 1962 (9/12)
- .750 Chad Davis, Oregon State, 1995 (21/28)
- .750 Jason Gesser, Idaho, 2002 (12/16)
- .750 Matt Kegel, Montana State, 2002 (9/12)

NOTE: Bob Newman completed 11 of 12 for the West in the 1958 East-West Shrine Game.

COMPLETION PERCENTAGE - SEASON

(Min. 100)

- .645 Timm Rosenbach, 1988 (218/338)
- .609 Alex Brink, 2006 (241/396)**
- .608 Aaron Garcia, 1989 (115/189)
- .587 Jason Gesser, 2002 (236/402)
- .586 Jack Thompson, 1976 (203/335)
- .584 Jack Thompson, 1977 (192/329)
- .582 Mark Rypien, 1985 (159/273)
- .581 Chad Davis, 1994 (197/339)
- .581 Ricky Turner, 1983 (100/172)
- .578 Chad Davis, 1995 (174/301)

COMPLETION PERCENTAGE - CAREER

(Min. 150)

- .601 Timm Rosenbach, 1986-88 (474/789)
- .580 Chad Davis, 1994-95 (371/640)
- .573 Alex Brink, 2004-06 (543/947)**
- .563 Bob Newman, 1956-58 (246/437)
- .553 Jack Thomson, 1975-78 (601/1,086)
- .547 Jason Gesser, 1999-02 (611/1,118)
- .543 Drew Bledsoe, 1990-92 (532/979)
- .538 Ryan Leaf, 1994-97 (473/880)
- .537 Matt Kegel, 2000-03 (305/568)
- .532 Mark Rypien, 1981-85 (326/613)

TOUCHDOWNS - GAME

- 6 Jason Gesser, Arizona, 2000 (3 ot)
- 5 Jack Thompson, Washington, 1976
- 5 Timm Rosenbach, Tennessee, 1988
- 5 Drew Bledsoe, Oregon State, 1991
- 5 Ryan Leaf, California, 1997
- 5 Alex Brink, California, 2005**
- 4 Jack Thompson, Idaho, 1977
- 4 Mark Rypien, USC, 1984
- 4 Mark Rypien, Oregon, 1985
- 4 Mike Pattinson, Montana State, 1993
- 4 Ryan Leaf, Temple, 1996
- 4 Ryan Leaf, San Jose State, 1996
- 4 Ryan Leaf, Oregon, 1996
- 4 Ryan Leaf, Illinois, 1997
- 4 Ryan Leaf, Southwestern Louisiana, 1997
- 4 Jason Gesser, Utah, 2000
- 4 Jason Gesser, California, 2001
- 4 Jason Gesser, California, 2002
- 4 Jason Gesser, Oregon, 2002
- 4 Josh Swogger, Idaho, 2004
- 4 Alex Brink, Oregon State, 2005**

TOUCHDOWNS - SEASON

- 34 Ryan Leaf, 1997
- 28 Jason Gesser, 2002
- 26 Jason Gesser, 2001
- 24 Timm Rosenbach, 1988
- 24 Alex Brink, 2005**
- 21 Ryan Leaf, 1996
- 21 Matt Kegel, 2003
- 20 Jack Thompson, 1976
- 20 Drew Bledsoe, 1992
- 19 Alex Brink, 2006**

TOUCHDOWNS - CAREER

- 70 Jason Gesser, 1999-02
- 59 Ryan Leaf, 1994-97
- 53 Jack Thompson, 1975-78
- 50 Alex Brink, 2004-06**
- 46 Drew Bledsoe, 1990-92
- 39 Timm Rosenbach, 1986-88
- 28 Mark Rypien, 1981-85
- 27 Bob Newman, 1956-58
- 24 Matt Kegel, 2000-03
- 22 Chad Davis, 1994-95

LONGEST PASS PLAY - GAME

- 97 Steve Birnbaum to Nian Taylor, Idaho, 1998
- 91 Alex Brink to Brandon Gibson, Arizona, 2006**
- 88 Matt Kegel to Marcus Williams, USC, 2000
- 87 Bob Newman to Jack Fanning, Stanford, 1957
- 87 Drew Bledsoe to Phillip Bobo, Utah, 1992
- 84 Bob Burkhart to Harlan Svare, Idaho, 1952
- 84 Wayne Berry to Jim Harerty, Iowa, 1953
- 84 Matt Kegel to Devard Darling, Arizona, 2003
- 82 Mark Rypien to Rueben Mayes, Oregon, 1985
- 81 Timm Rosenbach to Tim Stallworth, Tennessee, 1988
- 80 David Wilson to Gail Cogdill, Northwestern, 1958
- 80 Jerry Henderson to Larry Thatcher, UCLA, 1967
- 80 Jack Thompson to Ray Williams, Arizona State, 1978
- 80 Ed Blount to Kitrick Taylor, Oregon State, 1986
- 80 Ryan Leaf to Kevin McKenzie, Illinois, 1997
- 80 Alex Brink to Jason Hill, California, 2005
- 79 Bob Newman to Bill Steiger, Oregon, 1956
- 79 Timm Rosenbach to Steve Broussard, Wyoming, 1987
- 78 Tom Roth to Bob Simpson, Villanova, 1965
- 78 Rick Olsen to Fred Moore, Washington, 1969
- 78 Ryan Leaf to Chris Jackson, UCLA, 1997

CONSECUTIVE GAMES WITH A TD PASS

- 25 Jason Gesser, 2001-02
- 17 Ryan Leaf, 1996-97

MOST GAMES WITH A TD PASS

- 31 Jason Gesser, 1999-2002
- 28 Jack Thompson, 1975-78
- 26 Alex Brink, 2004-06**
- 24 Ryan Leaf, 1995-97
- 23 Drew Bledsoe, 1990-92
- 22 Timm Rosenbach, 1986-88
- 13 Matt Kegel, 2000-03
- 12 Mark Rypien, 1981-85

MULTIPLE TD PASS GAMES

- 21 Jason Gesser, 1999-2002
- 16 Ryan Leaf, 1995-97
- 15 Jack Thompson, 1975-78
- 15 Alex Brink, 2004-06**
- 14 Drew Bledsoe, 1990-92
- 12 Timm Rosenbach, 1986-88
- 10 Mark Rypien, 1981-85

WSU INDIVIDUAL RECORDS

TOTAL OFFENSE RECORDS

NET YARDS - GAME (300+)

1. 515 Alex Brink, Oregon State, 2005
2. 468 Drew Bledsoe, Utah, Copper Bowl, 1992
3. 424 Alex Brink, California, 2005
4. 417 Jason Gesser, California, 2002
5. 412 Mark Rypien, Oregon, 1985
- 412 Jason Gesser, California, 2001
7. 409 Mark Rypien, Utah, 1985
- 409 Alex Brink, UCLA, 2006
9. 403 Mike Pattinson, Arizona State, 1993
- 403 Ryan Leaf, Arizona State, 1997
11. 398 Drew Bledsoe, Montana, 1992
12. 393 Jason Gesser, Montana State, 2001
13. 385 Ryan Leaf, Arizona, 1997
14. 384 Timm Rosenbach, Tennessee, 1988
15. 382 Drew Bledsoe, Arizona, 1990
16. 380 Ryan Leaf, UCLA, 1997
17. 378 Timm Rosenbach, Minnesota, 1988
18. 357 Rueben Mayes, Stanford, 1984
19. 355 Jack Thompson, USC, 1976
- 355 Brad Gossen, Brigham Young, 1989
21. 352 Steve Grant, Oregon, 352
22. 351 Timm Rosenbach, California, 1988
23. 350 Ty Paine, USC, 1970
24. 349 Drew Bledsoe, USC, 1992
25. 348 Jack Thompson, Michigan State, 1977
26. 347 Ryan Leaf, Washington, 1997
27. 345 Matt Kegel, Stanford, 2003
28. 343 Ryan Leaf, San Jose State, 1996
29. 341 Chad Davis, Arizona, 1994
30. 340 Samoa Samoa, Stanford, 1980
31. 339 Jack Thompson, Oregon State, 1976
32. 337 Timm Rosenbach, Michigan, 1987
- 337 Ryan Leaf, Michigan, 1997
34. 334 Brad Gossen, Arizona State, 1989
35. 333 Jack Thompson, California, 1976
- 333 Aaron Garcia, Stanford, 1989
37. 332 Drew Bledsoe, Fresno State, 1992
38. 331 Timm Rosenbach, Arizona, 1987
39. 329 Brad Gossen, Brigham Young, 1990
- 329 Ryan Leaf, USC, 1997
- 329 Jason Gesser, Arizona State, 2000
42. 328 Ryan Leaf, California, 1997
43. 326 Jason Gesser, Arizona, 2000
- 326 Matt Kegel, Colorado, 2003
45. 325 Jack Thompson, Arizona State, 1978
46. 322 Ryan Leaf, Louisiana-Lafayette, 1997
47. 321 Timm Rosenbach, UCLA, 1988
48. 317 Matt Kegel, Arizona, 2003
49. 316 Jason Gesser, USC, 2002
- 316 Alex Brink, Washington, 2006
51. 314 Alex Brink, Oregon, 2005
52. 311 Drew Bledsoe, Ohio State, 1991
- 311 Ryan Leaf, Illinois, 1997
54. 309 Matt Kegel, New Mexico, 2003
55. 306 Dave Mathieson, Washington, 1962
- 306 Jack Thompson, UNLV, 1978
- 306 Mike Pattinson, Oregon State, 1993
- 305 Timm Rosenbach, Stanford, 1988
59. 303 Alex Brink, USC, 2006
60. 302 Mark Rypien, UCLA, 1985
- 302 Ed Blount, Oregon State, 1986
- 302 Jason Gesser, Boise State, 2000
- 302 Alex Brink, Washington, 2005
64. 301 Bob Burkhart, Idaho, 1952
- 301 Brad Gossen, Idaho, 1989
- 301 Aaron Garcia, Oregon, 1989

TOTAL 300+ GAMES: 66 games by 19 players

MOST 300+ GAMES: Leaf 10, Rosenbach 7, Gesser 7, Brink 7, Thompson 6, Bledsoe 6, Gossen 4, Kegel 4, Rypien 3, Garcia 2, Pattinson 2, Burkhart 1, Mathieson 1, Paine 1, Grant 1, Samoa 1, Mayes 1, Blount 1, Davis 1.

TOTAL 200+ GAMES: 216 by 31 players

MOST 200+ GAMES: Gesser 27, Bledsoe 23, Leaf 23, Brink 21, Rosenbach 20, Thompson 19, Rypien 12, Paine 12, Kegel 10, Davis 8, Gossen 7, Besser 6, Grant 5, Blount 5, Garcia 5.

NET YARDS - SEASON

1. 3,920 Ryan Leaf, 1997 (492 plays)
2. 3,433 Timm Rosenbach, 1988 (467)
3. 3,292 Jason Gesser, 2002 (456)
4. 3,185 Drew Bledsoe, 1992 (516)
5. 3,111 Jason Gesser, 2001 (461)
6. 2,997 Alex Brink, 2005 (414)
7. 2,907 Alex Brink, 2006 (474)
8. 2,898 Matt Kegel, 2003 (452)
9. 2,743 Timm Rosenbach, 1987 (528)
10. 2,702 Jack Thompson, 1976 (448)

SENIOR RECORD

3,292 Jason Gesser, 2002

JUNIOR RECORD

3,920 Ryan Leaf, 1997

SOPHOMORE RECORD

2,997 Alex Brink, 2005

FRESHMAN RECORD

tba

NET YARDS - CAREER

1. 9,007 Jason Gesser, 1999-01
2. 7,698 Jack Thompson, 1975-78
3. 7,262 Ryan Leaf, 1994-97
4. 7,159 Alex Brink, 2004-06
5. 7,151 Drew Bledsoe, 1990-92
6. 6,690 Timm Rosenbach, 1986-88
7. 5,101 Mark Rypien, 1981-85
8. 5,046 Ty Paine, 1970-72
9. 4,167 Chad Davis, 1994-95
10. 3,947 Matt Kegel, 2000-03

TOTAL PLAYS - GAME (55+)

1. 74 Drew Bledsoe, Montana, 1992
2. 66 Timm Rosenbach, Colorado, 1987
3. 65 Alex Brink, Oregon State, 2005
4. 64 Chad DeGrenier, Oregon, 1993
5. 63 Alex Brink, Washington, 2006
6. 62 Jack Thompson, California, 1976
7. 61 Drew Bledsoe, Ohio State, 1991
8. 60 Timm Rosenbach, Michigan, 1987
9. 59 Jack Thompson, USC, 1976
- 59 Ryan Leaf, Arizona State, 1997
11. 58 Drew Bledsoe, UCLA, 1991
12. 56 Timm Rosenbach, Washington, 1987
- 56 Matt Kegel, USC, 2003
14. 55 Ty Paine, USC, 1970
- 55 Samoa Samoa, Stanford, 1980
- 55 Timm Rosenbach, Oregon, 1987
- 55 Drew Bledsoe, Arizona State, 1990

TOTAL PLAYS - SEASON

1. 528 Timm Rosenbach, 1987
2. 516 Drew Bledsoe, 1992
3. 492 Ryan Leaf, 1997
4. 474 Alex Brink, 2006
5. 467 Timm Rosenbach, 1988
6. 462 Drew Bledsoe, 1991
7. 461 Jason Gesser, 2001
8. 456 Jason Gesser, 2002
9. 452 Matt Kegel, 2003
10. 448 Jack Thompson, 1976

TOTAL PLAYS - CAREER

1. 1,357 Jason Gesser, 1999-02
2. 1,345 Jack Thompson, 1975-78
3. 1,216 Drew Bledsoe, 1990-92
4. 1,131 Alex Brink, 2004-06
5. 1,086 Timm Rosenbach, 1986-88
6. 1,053 Ryan Leaf, 1994-97
7. 1,052 Ty Paine, 1970-72
8. 808 Mark Rypien, 1981-85
9. 800 Chad Davis, 1994-95
10. 677 Ricky Turner, 1980-83

AVERAGE/PLAY - GAME (Min. 10 plays)

1. 15.9 John Hopkins, Idaho, 1975 (15/238)

AVERAGE/PLAY - SEASON (Min. 100 plays)

1. 7.97 Ryan Leaf, 1997 (492/3,920)
2. 7.35 Timm Rosenbach, 1998 (467/3,433)
3. 7.24 Alex Brink, 2005 (414/2,997)
4. 7.22 Jason Gesser, 2002 (456/3,292)
5. 7.07 Brad Gossen, 1989 (194/1,371)
6. 6.93 Mark Rypien, 1985 (2,417)
7. 6.75 Jason Gesser, 2001 (461/3,111)
8. 6.72 Bernard Jackson, 1971 (177/1,189)
9. 6.63 Aaron Garcia, 1989 (241/1,599)
- 6.63 Jason Gesser, 2000 (304/2,014)

AVERAGE/PLAY - CAREER (Min. 250 plays)

1. 6.90 Ryan Leaf, 1994-97 (1,053/7,262)
2. 6.64 Jason Gesser, 1999-02 (1,357/9,007)
3. 6.33 Alex Brink, 2004-06 (1,131/7,159)
4. 6.31 Mark Rypien, 1981-85 (808/5,101)
5. 6.16 Timm Rosenbach, 1986-88 (1,086/6,690)
6. 5.88 Drew Bledsoe, 1990-92 (1,216/7,151)
7. 5.84 Matt Kegel, 2000-03 (676/3,947)
8. 5.72 Jack Thompson, 1975-78 (1,345/7,698)
9. 5.54 Steve Birnbaum, 1996-99 (658/3,648)
10. 5.53 Rueben Mayes, 1982-85 (636/3,519)

TOUCHDOWNS RESPONSIBLE FOR - GAME

1. 6 Jack Thompson, Arizona, 1978
- 6 Timm Rosenbach, Tennessee, 1988
- 6 Jason Gesser, Arizona, 2000 (3 ot)
4. 5 Alex Brink, California, 2005
5. 4 Bob Newman, Oregon State, 1957
- 4 Chuck Lyon, Idaho, 1975
- 4 Alex Brink, Oregon State, 2005
- 4 Alex Brink, Idaho, 2006

WSU INDIVIDUAL RECORDS

TOUCHDOWNS RESPONSIBLE FOR - SEASON

- 40 Ryan Leaf, 1997
- 34 Timm Rosenbach, 1988
- 28 Jason Gesser, 2001
28 Jason Gesser, 2002
- 27 Ryan Leaf, 1996
- 26 Alex Brink, 2005
- 24 Drew Bledsoe, 1992
- 22 Jack Thompson, 1976
22 Matt Kegel, 2003
- 21 Alex Brink, 2006

TOUCHDOWNS RESPONSIBLE FOR - CAREER

- 74 Jason Gesser, 1999-01
- 72 Ryan Leaf, 1994-97
- 63 Jack Thompson, 1975-78
- 56 Drew Bledsoe, 1990-92
- 55 Alex Brink, 2004-06
- 54 Timm Rosenbach, 1986-88
- 38 Mark Rypien, 1981-85
- 33 Steve Broussard, 1986-89
- 32 Ty Paine, 1970-72
- 27 Matt Kegel, 2000-03

ALL-PURPOSE YARDS

(Rushing, Receiving, Punt Returns, KO Returns, Interception Returns, since 1980)

ALL-PURPOSE YARDS - GAME (200+)

- 375 Rueben Mayes, Oregon, 1984
- 282 Deron Pointer, Arizona State, 1993
- 272 Jerome Harrison, UCLA, 2005
- 269 Rueben Mayes, Stanford, 1984
- 266 Nian Taylor, Idaho, 1998
- 265 Michael Black, California, 1996
- 259 Jerome Harrison, Arizona, State, 2005
- 258 Steve Broussard, Arizona State, 1989
- 246 Steve Broussard, Oregon, 1989
- 240 Jason Hill, California, 2005
- 239 Jerome Harrison, UCLA, 2004
- 228 Phillip Bobo, Utah (Copper Bowl), 1998
- 226 Jonathan Smith, Idaho, 2003
- 225 Sammy Moore, Colorado, 2003
225 Jonathan Smith, UCLA, 2003
- 223 Steve Broussard, Arizona, 1988
- 222 Shawn Tims, Southwestern Louisiana, 1997
- 221 Leaford Hackett, Stanford, 1999
- 220 Dave Minnich, Oregon State, 2001
- 219 Jerome Harrison, Stanford, 2005
- 218 Rueben Mayes, Ball State, 1984
- 216 Steve Broussard, California, 1989
- 215 Jonathan Smith, UCLA, 2003
- 214 Michael Black, Oregon, 1996
- 212 Rueben Mayes, Oregon, 1985
- 211 Dee Moronkola, Oregon, 1998
- 210 Nakoia McElrath, Boise State, 2001
- 209 Steve Broussard, California, 1988
- 208 Mike Washington, Pacific, 1980
208 Steve Broussard, Illinois, 1988
- 206 Jason Hill, Colorado, 2004
- 205 Shaumbe Wright-Fair, Arizona, 1990
205 Leaf Hackett, Arizona, 1998
- 202 Kevin Brown, Stanford, 1998
- 200 Nian Taylor, UCLA, 1997

ALL-PURPOSE YARDS - SEASON (minimum 1,000 yards)

(Rushing, Receiving, Punt Returns, KO Returns, Interception Returns, since 1980)

- 2,118 Bernard Jackson, 1971 (1,189-185-0-744-0)
- 2,113 Jerome Harrison, 2005 (1,900-206-0-7-0)
- 1,790 Steve Broussard, 1989 (1,237-326-0-227-0)
- 1,768 Rueben Mayes, 1984 (1,637-113-0-18-0)
- 1,653 Sammy Moore, 2003 (0-533-405-715-0)
- 1,533 Steve Broussard, 1988 (1,280-152-0-101-0)
- 1,501 Shaumbe Wright-Fair, 1992 (1,330-171-0-0)
- 1,488 Rueben Mayes, 1985 (1,236-252-0-0-0)
- 1,442 Clarence Williams, 1964 (783-210-108-341-0)
- 1,419 Jonathan Smith, 2003 (961-349-0-109-0)
- 1,358 Michael Black, 1997 (1,181-177-0-0-0)
- 1,356 Bernard Jackson, 1970 (590-268-498-0-0)
- 1,269 Richard Calvin, 1987 (822-246-0-201-0)
- 1,236 Deron Pointer, 1993 (0-996-0-240-0)
- 1,208 Jerry Williams, 1948 (494-266-NR-448)
- 1,199 Nakoia McElrath, 2001 (36-1,163-0-0-0)
- 1,194 Deon Burnett, 1999 (974-220-0-0-0)
- 1,180 Tim Stallworth, 1988 (0-1,151-0-29-0)
- 1,179 Andrew Jones, 1973 (1,059-29-0-91-0)
- 1,166 Rich Swinton, 1988 (1,018-104-0-44-0)
- 1,154 Jerome Harrison, 2004 (900-69-13-172-0)
- 1,137 Tali Ena, 1978 (728-409-0-0-0)
- 1,124 Mike Levenseller, 1976 (0-1,124-0-0-0)
- 1,120 Kevin Brown, 1998 (1,046-74-0-0-0)
- 1,117 Michael Black, 1996 (948-169-0-0-0)
- 1,106 Ken Grandberry, 1972 (833-273-0-0-0)
- 1,093 Jason Hill, 2005 (minus 4-1,097-0-0-0)
- 1,086 Keith Lincoln, 1959 (670-36-157-223)
- 1,074 Kerry Porter, 1983 (1,000-74-0-0-0)
- 1,057 Kevin McKenzie, 1997 (minus 7-911-25-128-0)
- 1,055 Don Paul, 1949 (332-352-206-195)
- 1,049 Steve Broussard, 1987 (254-701-0-74-0)
- 1,041 Shaumbe Wright-Fair, 1991 (843-198-0-0-0)
- 1,040 Jerome Riley, 2002 (67-939-0-0-0)
- 1,024 C.J. Davis, 1992 (0-1,024-0-0-0)
- 1,013 Tim Harris, 1981 (931-71-0-11-0)
- 1,007 Jason Hill, 2004 (0-1,007-0-0-0)
- 1,005 Chris Jackson, 1997 (0-1,005-0-0-0)

ALL-PURPOSE YARDS - CAREER

- 4,635 Steve Broussard, 1986-89
- 4,418 Rueben Mayes, 1982-84
- 3,804 Shaumbe Wright-Fair, 1989-92
- 3,584 Tim Harris, 1979-82
- 3,474 Bernard Jackson, 1970-71
- 3,267 Jerome Harrison, 2004-05 (2,800-275-13-179-0)
- 3,166 Nian Taylor, 1996-99
- 2,960 Deron Pointer, 1991-93
- 2,850 Mike Washington, 1976-78, 80
- 2,838 Dan Doornink, 1974-77

PASS RECEIVING RECORDS

RECEPTIONS - GAME (10+)

- 12 Doug Flansburg, Houston, 1966
- 11 Hugh Campbell, Arizona State, 1960
11 Leaford Hackett, Oregon, 1998
11 Michael Bumpus, USC, 2006
- 10 Ed Barker, Stanford, 1951
10 Ed Barker, Washington, 1952
10 Hugh Campbell, Washington, 1962
10 Dennis Kloke, San Jose State, 1963
10 Doug Flansburg, Baylor, 1966
10 Ron Souza, Oregon, 1968
10 Steve Broussard, Stanford, 1987
10 Phillip Bobo, Arizona State, 1990
10 Brett Carolan, Montana, 1992
10 Deron Pointer, Arizona State, 1993
10 Leaford Hackett, Stanford, 1999
10 Nakoia McElrath, Idaho, 2001
10 Scott Lunde, USC, 2003
10 Jason Hill, Grambling State, 2005

RECEPTIONS - SEASON

- 72 Nakoia McElrath, 2001
- 67 Mike Levenseller, 1976
- 66 Hugh Campbell, 1960
- 63 Tim Stallworth, 1988
63 C.J. Davis, 1992
- 62 Jason Hill, 2005
- 60 Michael Bumpus, 2006
- 59 Steve Broussard, 1987
- 57 Hugh Campbell, 1962
57 Jerome Riley, 2002

SENIOR RECORD

- 72 Nakoia McElrath, 2001

JUNIOR RECORD

- 67 Mike Levenseller, 1976

SOPHOMORE RECORD

- 66 Hugh Campbell, 1960

FRESHMAN RECORD

tba

RECEPTIONS - CAREER

- 176 Hugh Campbell, 1960-62 (2,452 yards)
- 148 Phillip Bobo, 1990-91 (2,182 yards)
148 Jason Hill, 2003-06 (2,704 yards)
- 140 Doug Flansburg, 1965-67 (1,652 yards)
140 Nian Taylor, 1996-99 (2,447 yards)
- 128 C.J. Davis, 1988-92 (2,168 yards)
- 125 Tim Stallworth, 1986-89 (2,250 yards)
- 125 Michael Bumpus, 2004-06 (1,233 yards)
- 121 Mike Levenseller, 1975-77 (2,061 yards)
- 120 Steve Broussard, 1986-89 (1,179 yards)

WSU INDIVIDUAL RECORDS

RECEIVING YARDS - GAME (150+)

- 255 Deron Pointer, ASU, 1993
- 254 Nian Taylor, Idaho, 1998
- 252 Gail Cogdill, Northwestern, 1958
- 240 Jason Hill, California, 2005
- 215 Ed Barker, Oregon State, 1951
- 212 Phillip Bobo, Utah, Copper Bowl, 1992
- 210 Nakoa McElrath, Boise State, 2001
- 206 Jason Hill, Colorado, 2004
- 200 Nian Taylor, UCLA, 1997
- 198 Harlan Svare, Idaho, 1952
- 190 Jason Hill, Oregon State, 2005
- 185 Chris Jackson, Washington, 1997
- 178 Hugh Campbell, Washington, 1962
- 176 Tim Stallworth, Minnesota, 1988
- 173 Jerome Riley, Stanford, 2002
- 170 Tim Stallworth, UCLA, 1988
- 168 Nian Taylor, Arizona State, 1998
- 163 Jim Oggs, Idaho, 1970
- 163 Nakoa McElrath, California, 2001
- 162 Shawn McWashington, Arizona State, 1997
- 161 Ed Barker, Stanford, 1951
- 158 Jerome Riley, Arizona State, 2001
- 157 Calvin Griggs, Stanford, 1989
- 157 Kevin McKenzie, Arizona, 1997
- 155 Deron Pointer, USC, 1991
- 154 Tim Stallworth, Idaho, 1989
- 154 Nakoa McElrath, Montana State, 2001
- 151 Phillip Bobo, Washington, 1951
- 151 Milton Wynn, Idaho, 2000

TOTAL 100+ GAMES: 138 games by 60 players.

MOST 100+ GAMES: Levenseller 11, Stallworth 9, Hill 9, Campbell 7, Bobo 7, Davis 6, Barker 5, McKenzie 5, Taylor 5, McElrath 3, Gibson 3.

TOTAL 150+ GAMES: 29 games by 18 players.

MOST 150+ GAMES: Stallworth 3, Taylor 3, McElrath 3, Hill 3, Barker 2, Pointer 2, Bobo 2, Svare 1, Cogdill 1, Campbell 1, Oggs 1, Griggs 1, McWashington 1, Jackson 1, McKenzie 1, Wynn 1, Riley 1.

RECEIVING YARDS - SEASON

- 1,163 Nakoa McElrath, 2001
- 1,151 Tim Stallworth, 1988
- 1,124 Mike Levenseller, 1976
- 1,097 Jason Hill, 2005
- 1,024 C.J. Davis, 1992
- 1,007 Jason Hill, 2004
- 1,005 Chris Jackson, 1997
- 996 Deron Pointer, 1993
- 964 Milton Wynn, 2000
- 959 Mike Bush, 2001

RECEIVING YARDS - CAREER

- 2,704 Jason Hill, 2003-06
- 2,452 Hugh Campbell, 1960-62
- 2,447 Nian Taylor, 1996-99
- 2,250 Tim Stallworth, 1986-89
- 2,182 Phillip Bobo, 1990-92
- 2,168 C.J. Davis, 1988-92
- 2,098 Deron Pointer, 1991-93
- 2,051 Mike Levenseller, 1975-77
- 1,792 Brian Kelly, 1975-77
- 1,658 Mike Bush, 2001-02

RECEIVING AVERAGE - SEASON

(Min. 20 receptions)

- 25.9 Nian Taylor, 1997 (22/570)
- 23.2 Sammy Moore, 2003 (23/532)
- 22.8 Gail Cogdill, 1958 (21/479)
- 22.4 Jason Hill, 2004 (45/1007)
- 21.2 Deron Pointer, 1993 (47/996)
- 20.9 Mike Bush, 2001 (46/959)
- 20.2 Kevin McKenzie, 1996 (31/626)
- 19.5 Marcus Williams, 2000 (33/643)
- 19.4 Kitrick Taylor, 1986 (27/523)
- 19.0 Brock Aynsley, 1970 (21/400)

RECEIVING AVERAGE - CAREER

(Min. 30 receptions)

- 19.6 Gail Cogdill, 1957-59 (64/1,256)

RECEIVING TOUCHDOWNS - GAME

- 3 Jack Fanning, Nebraska, 1957
- 3 Hugh Campbell, Arizona State, 1960
- 3 Mike Levenseller, Washington, 1976
- 3 Phillip Bobo, Arizona State, 1990
- 3 Deron Pointer, ASU, 1993
- 3 Nian Taylor, Idaho, 1998
- 3 Nakoa McElrath, Arizona, 2000
- 3 Nakoa McElrath, Boise State, 2001
- 3 Jason Hill, Idaho, 2004
- 3 Jason Hill, California, 2005
- 3 Chris Jordan, Idaho, 2006

RECEIVING TOUCHDOWNS - SEASON

- 13 Jason Hill, 2005
- 12 Jason Hill, 2004
- 11 Kevin McKenzie, 1997
- 11 Chris Jackson, 1997
- 11 Devard Darling, 2002
- 10 Hugh Campbell, 1960
- 10 Mike Bush, 2001
- 9 Ed Barker, 1951
- 9 Jack Fanning, 1957
- 9 Kitrick Taylor, 1986
- 9 Deron Pointer, 1993
- 9 Nakoa McElrath, 2001

RECEIVING TOUCHDOWNS - CAREER

- 32 Jason Hill, 2003-06 (2nd all-time Pac-10)
- 22 Hugh Campbell, 1960-62
- 18 Nian Taylor, 1996-99
- 18 Deron Pointer, 1991-93
- 18 Devard Darling, 2002-03
- 16 Brian Kelly, 1975-77
- 16 Tim Stallworth, 1986-89
- 16 Phillip Bobo, 1990-92
- 16 Mike Bush, 2001-02
- 14 C.J. Davis, 1988-92
- 14 Nakoa McElrath, 2000-01

LONGEST RECEPTION - GAME

- 97 Nian Taylor from Steve Birnbaum, Idaho, 1998
- 91 Brandon Gibson from Alex Brink, Arizona, 2006
- 88 Marcus Williams from Matt Kegel, USC, 2000
- 87 Jack Fanning from Bob Newman, Stanford, 1957
- 87 Phillip Bobo from Drew Bledsoe, Utah, 1992
- 84 Harlan Svare from Bob Burkhart, Idaho, 1952
- 84 Jim Hagerly from Wayne Berry, Iowa, 1953
- 84 Devard Darling from Matt Kegel, Arizona, 2003
- 82 Rueben Mayes from Mark Rypien, Oregon, 1985
- 81 Tim Stallworth from Timm Rosenbach, Tennessee, 1988
- 80 Gail Cogdill from David Wilson, Northwestern, 1958
- 80 Larry Thatcher from Jerry Henderson, UCLA, 1967
- 80 Ray Williams from Jack Thompson, Arizona State, 1978
- 80 Kitrick Taylor from Ed Blount, Oregon State, 1986
- 80 Kevin McKenzie from Ryan Leaf, Illinois, 1997
- 80 Jason Hill from Alex Brink, California, 2005
- 79 Bill Steiger from Bob Newman, Oregon, 1956
- 79 Steve Broussard from Timm Rosenbach, Wyoming, 1987
- 78 Bob Simpson from Tom Roth, Villanova, 1965
- 78 Fred Moore from Rick Olsen, Washington, 1969
- 78 Chris Jackson from Ryan Leaf, UCLA, 1997
- 77 Tim Stallworth from Aaron Garcia, USC, 1989
- 77 Scott Lunde from Matt Kegel, Colorado, 2003

INTERCEPTION RECORDS

INTERCEPTIONS - GAME

- 4 Lamont Thompson, UCLA, 2001
- 3 Bill Lippincott, Oregon State, 1945
- 3 Laverne Torgeson, Penn State, 1948
- 3 Clete Baltes, Stanford, 1962
- 3 Rick Reed, Oregon, 1966
- 3 Lionel Thomas, Pacific, 1969
- 3 Lionel Thomas, Idaho, 1970
- 3 Eric Johnson, Washington, 1972
- 3 Paul Sorensen, Arizona, 1981
- 3 Ron Collins, Stanford, 1984
- 3 Torey Hunter, ASU, 1991
- 3 Lamont Thompson, Washington, 1997
- 3 Will Derting, Nevada, 2002

WSU INDIVIDUAL RECORDS

INTERCEPTIONS - SEASON

1. 10 Lamont Thompson, 2001
2. 8 Rick Reed, 1968
3. 7 Ernest Thomas, 1969
- 7 Eric Johnson, 1973
- 7 Bill Lippincott, 1945
- 7 Jason David, 2002
- 7 Erik Coleman, 2003
8. 6 Lionel Thomas, 1969
- 6 Lamont Thompson, 1997
- 6 Jason David, 2003

SENIOR RECORD

- 10 Lamont Thompson, 2001

JUNIOR RECORD

- 7 Jason David, 2002

SOPHOMORE RECORD

- 5 Greg Burns, 1992

FRESHMAN RECORD

- 7 Bill Lippincott, 1945

INTERCEPTIONS - CAREER (7+)

1. 24 Lamont Thompson, 1997-99,01
2. 16 Jason David, 2000-03
3. 14 Rick Reed, 1966-68
4. 13 Bill Lippincott, 1945-48
- 13 Lionel Thomas, 1969-70
6. 12 Eric Johnson, 1971-73
- 12 Erik Coleman, 2000-03
8. 11 Don Paul, 1946-49
- 11 Torey Hunter, 1991-94
- 11 Marcus Trufant, 1999-02
11. 9 Greg Burns, 1991-93,95
- 9 Billy Newman, 1998-01
13. 8 Bud Roffler, 1949-51
- 8 Wayne Berry, 1951-53
15. 7 Laverne Torgeson, 1948-50
- 7 Donald Johnson, 1957-59
- 7 Bill Gaskins, 1963-65
- 7 Nate Bradley, 1980-81
- 7 Kevin Thomasson, 1983-86
- 7 Artie Holmes, 1985-88

INTERCEPTION YARDS - GAME

1. 98 Will Derting, Nevada, 2002
2. 96 Frank Miyaki, Idaho, 1945
3. 93 Lionel Thomas, UCLA, 1969
4. 91 Harold Haddock, Pacific, 1960
5. 81 Mike Abbott, San Jose State, 1962

INTERCEPTION YARDS - SEASON

1. 156 Lionel Thomas, 1969
2. 144 Jason David, 2003
3. 143 Frank Miyaki, 1945
4. 137 Rick Reed, 1968
5. 105 Mike Abbott, 1962
6. 101 Jason David, 2002
7. 98 Harold Haddock, 1960
- 98 Will Derting, 2002
9. 97 Lamont Thompson, 2001
10. 96 Ron Collins, 1986

INTERCEPTION YARDS - CAREER

1. 318 Jason David, 2000-03
2. 231 Rick Reed, 1966-68
3. 223 Lamont Thompson, 1997-99,01
4. 216 Don Paul, 1946-49
5. 197 Bill Lippincott, 1945-48
6. 190 Lionel Thomas, 1969-70
7. 166 Bill Gaskins, 1963-65
8. 139 Marcus Trufant, 1999-02
9. 106 Billy Newman, 1998-01
10. 101 Laverne Torgeson, 1948-50

INTERCEPTION TOUCHDOWNS - GAME

1. 1 38 players, 44 times - Albert Charlton, California (53), 1951; Chuck Stone, Washington (54), 1953; Bruce Nevitt, Stanford (32), 1954; Garner Ekstran, Stanford (40), 1960; Harold Haddock, Pacific (91), 1960; Clancy Williams, San Jose State, 1962 (62); Bill Gaskins, Pacific (50), 1964; Bill Gaskins, Villanova (41), 1965; Lewis Norris, Arizona State (57), 1966; Lionel Thomas, UCLA (93), 1969; Tom Poe, Minnesota (26), 1971; Mark Patterson, California (63), 1975; Matt Elisara, UCLA (42), 1981; Joe Taylor, Michigan (63), 1983; Ron Collins, UNLV (71), 1986; Brian Forde, Wyoming (27), 1987; James Hasty, Wyoming (40), 1987; Shawn Landrum, Arizona (62), 1987; Dan Webber, Arizona (1), 1987; Ron Ricard, Oregon (74), 1989; Roosevelt Noble, Oregon State (61), 1989; John Diggs, UCLA (72), 1990; Alvin Dunn, BYU (25), 1990; Michael Wright, Arizona (29), 1991; Ron Childs, UCLA (17), 1992; Chris Hayes, Arizona State (44), 1993; DeWayne Patterson, UCLA (89), 1993; Shad Hinchey, Oregon State (23), 1996; Billy Newman, Idaho (10), 2000; Billy Newman, Stanford (54), 2001; Lamont Thompson, Arizona (36), 2001; Erik Coleman, Oregon State (43), 2001; Jason David, Purdue (45), 2001; Raonall Smith, Boise State (54), 2001; Will Derting, Nevada (98), 2002; Erik Coleman, UCLA (25), 2002; Jason David, Colorado (41), 2003; Jason David, Arizona (34), 2003; Virgil Williams, Oregon (40), 2003; Pat Bennett, ASU (39), 2003; Pat Bennett, USC (28), 2004; Eric Frampton, Nevada, 2005; **Michael Graise, Stanford (33), 2006**; Tyron Brackenridge, Oregon (24), 2006; Eric Frampton, Washington (43), 2006.

INTERCEPTION TOUCHDOWNS - SEASON

- 1, 2 Jason David, 2003
2. 1 39 players - see list above

INTERCEPTION TOUCHDOWNS - CAREER

- 1 3 Jason David, 2000-03
2. 2 Bill Gaskins, 1963-65
- 2 Billy Newman, 1998-01
- 2 Erik Coleman, 2000-03
- 2 Pat Bennett, 2001-04
- 2 Eric Frampton, 2003-06
7. 1 35 players (see list above under Single Game)

LONGEST INTERCEPTION - GAME

1. 98 Will Derting, Nevada, 2002
2. 93 Lionel Thomas, UCLA, 1969
3. 91 Harold Haddock, Pacific, 1960
4. 89 Frank Miyaki, Idaho, 1945 (ns)
- 89 DeWayne Patterson, UCLA, 1993
6. 75 Eddie Pillings, Gonzaga, 1941 (ns)
7. 74 Bill Lippincott, Montana, 1948 (ns)
- 74 Ron Ricard, Oregon, 1989
- 71 Ron Collins, UNLV, 1986
10. 70 Clarence Zimmerman, Oregon, 1915 (ns)
- 70 Bill Sewell, Gonzaga, 1941 (ns)

PASSES DEFENSED - SEASON

[Research in this category still on-going]

1. 23 Lamont Thompson, 2001

PASSES DEFENSED - CAREER

[Research in this category still on-going]

1. 36 Jason David, 2000-03

PUNTING RECORDS

PUNTS - GAME

1. 14 Mike Monahan, Stanford, 1969
2. 12 Steve Johnston, UCLA, 1992
3. 11 Hank Grenda, Washington, 1968
- 11 Glenn Harper, Oregon, 1982
- 11 Steve Johnston, UCLA, 1993
- 11 George Martin, Illinois, 1994
- 11 George Martin, UCLA, 1994
- 11 George Martin, Oregon, 1994
- 11 George Martin, Arizona, 1994

PUNTS - SEASON

1. 95 George Martin, 1994
2. 82 Kareem Anderson, 1999
3. 78 Kyle Basler, 2004
4. 77 Kyle Basler, 2003
5. 71 Alan Cox, 2000
6. 70 Steve Johnston, 1992
- 70 Kareem Anderson, 1998
8. 69 Rob Myers, 1987
9. 68 Bill Sewell, 1941
- 68 James Engstrom, 1967
- 68 Hank Grenda, 1968

PUNTS - CAREER

1. 255 Kyle Basler, 2002-05
2. 217 Gavin Hedrick, 1974-77
3. 208 Rob Myers, 1986-89
4. 192 Glenn Harper, 1982-85
5. 189 Tim Davey, 1978-81
6. 168 James Engstrom, 1965-67
7. 156 George Martin, 1994-95
8. 154 Kareem Anderson, 1998-99
9. 135 Alan Cox, 2000-01
10. 125 Steve Johnston, 1992-1993

PUNTING AVERAGE - GAME

(Min. 5 punts)

1. 53.4 Kyle Basler, Arizona, 2004 (7/374)
2. 52.0 Jason Hanson, Wyoming, 1990 (5/260)

WSU INDIVIDUAL RECORDS

PUNTING AVERAGE - SEASON

(Min. 25 punts)

- 45.4 Jason Hanson, 1990 (59/2,674)
- 44.7 Gavin Hedrick, 1977 (53/2,368)
- 44.7 Gavin Hedrick, 1975 (50/2,234)
- 44.7 Rob Myers, 1989 (52/2,326)
- 43.5 Jeff Banks, 1997 (56/2,431)
- 43.5 Kyle Basler, 2003 (77/3,351)
- 43.4 Keith Lincoln, 1959 (41/1,779)
- 43.2 Gavin Hedrick, 1976 (59/2,549)
- 43.2 George Martin, 1995 (67/2,892)
- 43.1 Kyle Basler, 2004 (78/3,361)

PUNTING AVERAGE - CAREER

(Min. 90 punts)

- 43.4 Gavin Hedrick, 1974-77 (217/9,409)

PUNTING YARDS - GAME (400+)

- 573 Mike Monahan, Stanford, 1969
- 526 Gavin Hedrick, Idaho, 1978
- 480 Steve Johnston, UCLA, 1992
- 469 Glenn Harper, Oregon, 1982
- 443 Steve Johnston, UCLA, 1993
- 443 George Martin, Oregon, 1994
- 430 Kyle Basler, Stanford, 2003
- 407 Hank Grenda, Washington, 1968
- 407 Rob Myers, Wyoming, 1989
- 406 Rob Myers, Arizona State, 1987
- 405 George Martin, UCLA, 1994
- 402 Gavin Hedrick, Nebraska, 1977
- 400 Mike Monahan, Pacific, 1969

PUNTING YARDS - SEASON

- 3,689 George Martin, 1994 (95)
- 3,384 Kareem Anderson, 1999 (82)
- 3,361 Kyle Basler, 2004 (78)
- 3,351 Kyle Basler, 2003 (77)
- 2,892 George Martin, 1995 (67)
- 2,726 Alan Cox, 2000 (71)
- 2,698 Steve Johnston, 1992 (70)
- 2,679 Jason Hanson, 1990 (59)
- 2,640 Rob Myers, 1987 (69)
- 2,628 Alan Cox, 2001 (64)

PUNTING YARDS - CAREER

- 10,794 Kyle Basler, 2002-05 (255)
- 9,409 Gavin Hedrick, 1974-77 (217)
- 8,346 Rob Myers, 1986-89 (208)
- 7,911 Tim Davey, 1978-81 (189)
- 7,733 Glenn Harper, 1982-85
- 6,601 James Engstrom, 1965-67 (168)
- 6,375 George Martin, 1994-95 (156)
- 6,219 Kareem Anderson, 1998-99 (154)
- 5,354 Alan Cox, 2000-01 (135)
- 5,225 Steve Johnston, 1992-93 (125)

LONGEST PUNT - GAME

- 87 Kyle Basler, Arizona, 2004
- 83 Gavin Hedrick, California, 1975
- 82 Gavin Hedrick, California, 1977
- 81 Rob Meyers, USC, 1989
- 80 Richard Emerson, Oklahoma, 1938
- 76 Mark Rypien, Oregon State, 1984
- 75 Rob Myers, Wyoming, 1989
- 74 Keith Lincoln, Idaho, 1960
- 74 Rob Myers, Washington, 1989
- 73 Wayne Berry, Oregon State, 1953
- 73 Robert James, Army, 1963

PUNT RETURN RECORDS

PUNT RETURNS - GAME

- 9 Jay Dumas, Oregon, 1994
- 8 Jerry Williams, Oregon, 1946
- 8 Harry Thompson, Idaho, 1972
- 7 Marcus Trufant, Oregon, 2002
- 7 **Michael Bumpus, Arizona, 2004**
- 6 Billy Gribble, BYU, 1981
- 6 Kitrick Taylor, Oregon, 1983
- 6 Ed Blount, California, 1984
- 6 Phillip Bobo, UCLA, 1992
- 6 Jay Dumas, California, 1993
- 6 Jay Dumas, UCLA, 1993
- 6 Jay Dumas, USC, 1994
- 6 Sammy Moore, Arizona, 2003
- 6 Sammy Moore, Stanford, 2003
- 6 **Michael Bumpus, Colorado, 2004**

PUNT RETURNS - SEASON

- 43 Sammy Moore, 2003 (405)
- 41 Bill Sewell, 1941 (???)
- 39 Jay Dumas, 1994 (288)
- 38 Marcus Trufant, 2002 (402)
- 34 **Michael Bumpus, 2004 (391)**
- 30 Kitrick Taylor, 1985 (260)
- 30 Victor Wood, 1988 (186)
- 30 Shawn Tims, 1997 (405)
- 28 Jay Dumas, 1993 (210)
- 26 Kitrick Taylor, 1982 (162)

PUNT RETURNS - CAREER

- 90 Kitrick Taylor, 1982-83,85-86 (781)
- 90 Jay Dumas, 1992-95 (705)
- 78 Bill Sewell, 1939-41 (706)
- 64 **Michael Bumpus, 2004-06 (695)**
- 56 Jerry Williams, 1946-48 (700)
- 54 Phillip Bobo, 1990-92 (387)
- 49 Collin Henderson, 1999-02 (333)
- 47 Shawn Tims, 1994-97 (599)
- 45 Marcus Trufant, 1999-02 (449)
- 45 Sammy Moore, 2002-03 (419)

PUNT RETURN YARDS - GAME (80+)

- 167 Shawn Tims, Louisiana-Lafayette, 1997
- 157 **Michael Bumpus, Nevada, 2005**
- 113 Kitrick Taylor, Oregon, 1983
- 110 Marcus Trufant, Montana State, 2002
- 103 Sammy Moore, Stanford, 2003
- 97 Jerry Williams, Oregon, 1947
- 91 Kitrick Taylor, UCLA, 1985
- 91 **Michael Bumpus, Arizona State, 2004**
- 90 Mark Williams, San Jose State, 1968
- 88 Mark Williams, Idaho, 1968

PUNT RETURN YARDS - SEASON

- 405 Shawn Tims, 1997 (30 returns)
- 405 Sammy Moore, 2003 (43)
- 402 Marcus Trufant, 2002 (38)
- 391 **Michael Bumpus, 2004**
- 335 Jerry Williams, 1947 ()
- 333 Mark Williams, 1968 (20)
- 288 Jay Dumas, 1994 (39)
- 260 Kitrick Taylor, 1985 (30)
- 241 Robin Sinclair, 1973 (20)
- 232 **Michael Bumpus, 2005 (17)**

SENIOR RECORD

- 405 Shawn Tims, 1997
- 405 Sammy Moore, 2003

JUNIOR RECORD

- 335 Jerry Williams, 1947

SOPHOMORE RECORD

- 232 **Michael Bumpus, 2005**

FRESHMAN RECORD

- 391 **Michael Bumpus, 2004**

PUNT RETURN YARDS - CAREER

- 781 Kitrick Taylor, 1982-83,85-86 (90)
- 706 Bill Sewell, 1939-41 (78)
- 705 Jay Dumas, 1992-95 (90)
- 700 Jerry Williams, 1946-48 (56)
- 695 **Michael Bumpus, 2004-06 (64)**
- 599 Shawn Tims, 1994-97 (47)
- 483 Mark Williams, 1966-68 (40)
- 449 Marcus Trufant, 1999-02 (45)
- 419 Sammy Moore, 2002-03 (45)
- 417 Bud Roffler, 1949-51 (32)

PUNT RETURN AVERAGE - SEASON

(Min. 10 returns)

- 17.2 Don Paul, 1949 (12/206)
- 17.2 Ray Williams, 1978 (10/172)
- 16.8 James Boylan, 1960 (12/202)
- 16.7 Mark Williams, 1968 (20/233)
- 14.9 Wayne Berry, 1953 (11/164)
- 14.2 Bud Roffler, 1951 (14/199)
- 13.6 **Michael Bumpus, 2005 (17/232)**
- 13.5 Shawn Tims, 1997 (30/405)
- 12.1 Robin Sinclair, 1973 (20/241)
- 11.8 Bud Roffler, 1950 (16/189)

PUNT RETURN AVERAGE - CAREER

(Min. 20 returns)

- 13.0 Bud Roffler, 1949-51 (32/417)

PUNT RETURN TOUCHDOWNS - GAME

- 1 21 times by 16 players - Jerry Niesksen, Idaho, 1906 (80); Benton Bangs, Oregon, 1917 (72); Bud Roffler, USC, 1950 (46); Bill Berry, Pacific, 1953 (69); Dave Kerone, San Jose State, 1960 (75); Mark Williams, San Jose State, 1968 (81); Mark Williams, Oregon, 1968 (73); Mark Williams, Idaho, 1968 (72); Rick Reed, San Jose State, 1968 (81); Lionel Thomas, Idaho, 1970 (63); Robin Sinclair, Oregon State, 1972 (50); Robin Sinclair, Idaho, 1973 (82); Eric Johnson, Idaho, 1973 (75); Mike Levenseller, UCLA, 1977 (32); Kitrick Taylor, Oregon, 1983 (78); Kitrick Taylor, UCLA, 1985 (69); Ricky Reynolds, Montana State, 1985 (35); Jay Dumas, UCLA, 1995 (72); Shawn Tims, Boise State, 1997 (73); **Michael Bumpus, Oregon, 2004 (52); Michael Bumpus, Arizona State, 2004 (76); Michael Bumpus, Nevada, 2005.** [list includes all players since 1949 plus players prior to 1949 who were included in the list of long punt returns.]

PUNT RETURN TOUCHDOWN - SEASON

- 3 Mark Williams, 1968
- 2 **Michael Bumpus, 2004**
- 1 17 times by 15 players (see list above under Single Game)

WSU INDIVIDUAL RECORDS

PUNT RETURN TOUCHDOWN - CAREER

- 3 Mark Williams, 1966-68
- 3 **Michael Bumpus, 2004-05**
- 2 Robin Sinclair, 1971-74
- 2 Kitrick Taylor, 1982-83,85-86
- 1 12 players (see list above under Single Game)

LONGEST PUNT RETURN - GAME

- 81 Rick Reed, San Jose State, 1968
- 81 Mark Williams, San Jose State, 1968
- 80 Jerry Niesksen, Idaho, 1906
- 78 James Boylan, Oregon State, 1960 (non-scoring)
- 78 Kitrick Taylor, Oregon, 1983
- 76 **Michael Bumpus, Arizona State, 2004**
- 75 Dave Kerrone, San Jose State, 1960
- 75 Eric Johnson, Idaho, 1973
- 73 Mark Williams, Oregon, 1968
- 73 Shawn Tims, Boise State, 1997

KICKOFF RETURN RECORDS

KICKOFF RETURNS - GAME

- 7 John Davis, Iowa, 1969
- 7 Eric Johnson, USC, 1972
- 7 Anthony Prior, Arizona, 1990

KICKOFF RETURNS - SEASON

- 33 Victor Wood, 1988 (597)
- 33 Sammy Moore, 2003 (715)
- 27 Bernard Jackson, 1970 (498)
- 27 Bernard Jackson, 1971 (744)
- 22 Mike Washington, 1978 (452)
- 22 Anthony Prior, 1991 (530)
- 22 Curtis Nettles, 2000 (380)
- 20 Johnny Davis, 1969 (315)
- 20 Greg Johnson, 1972 (469)
- 20 Greg Johnson, 1973 (364)
- 20 Anthony Prior, 1990 (424)
- 20 Tony Salter, 1990 (416)

KICKOFF RETURNS - CAREER

- 60 Mike Washington, 1976-78,80
- 54 Bernard Jackson, 1972-73
- 49 Victor Wood, 1985-88
- 45 Mark Williams, 1966-68
- 44 Anthony Prior, 1989-91
- 44 Sammy Moore, 2002-03
- 40 Greg Johnson, 1972-73
- 38 Deron Pointer, 1991-93
- 38 Curtis Nettles, 1999-02
- 37 Dee Moronkola, 1995-98

KICKOFF RETURN YARDS - GAME (120+)

- 211 Dee Moronkola, Oregon, 1998
- 154 Clancy Williams, Oregon State, 1963
- 154 Tony Salter, Arizona State, 1990
- 137 Deron Pointer, UCLA, 1992
- 135 Victor Wood, Arizona, 1987
- 132 Sammy Moore, Colorado, 2003
- 131 Bernard Jackson, Oregon State, 1971
- 130 Kevin Hicks, Michigan, 1993
- 128 Bernard Jackson, UCLA, 1971
- 125 Greg Johnson, Washington, 1972
- 125 Anthony Prior, Oregon, 1991
- 123 Curtis Nettles, Oregon, 1999
- 121 Anthony Prior, UCLA, 1991

KICKOFF RETURN YARDS - SEASON

- 744 Bernard Jackson, 1971 (27)
- 715 Sammy Moore, 2003 (33)
- 597 Victor Wood, 1998 (33)
- 530 Anthony Prior, 1991 (22)
- 504 Dee Moronkola, 1998 (16)
- 498 Bernard Jackson, 1970 (27)
- 469 Eric Johnson, 1972 (20)
- 456 Mark Williams, 1968 (17)
- 452 Mike Washington, 1978 (22)
- 448 Jerry Williams, 1948 (16)

SENIOR RECORD

- 744 Bernard Jackson, 1971

JUNIOR RECORD

- 498 Bernard Jackson, 1970

SOPHOMORE RECORD

tba

FRESHMAN RECORD

tba

KICKOFF RETURN YARDS - CAREER

- 1,359 Mike Washington, 1976-78,80
- 1,242 Bernard Jackson, 1972-73
- 1,075 Mark Williams, 1966-68
- 1,005 Dee Moronkola, 1995-98
- 997 Sammy Moore, 2002-03
- 954 Anthony Prior, 1989-91
- 898 Victor Wood, 1985-88
- 862 Deron Pointer, 1991-93
- 833 Greg Johnston, 1972-73
- 822 Jerry Williams, 1946-48

KICKOFF RETURN AVERAGE - SEASON

(Min. 10)

- 31.5 Dee Moronkola, 1998 (16/504)
- 28.0 Jerry Williams, 1948 (16/448)
- 27.6 Bernard Jackson, 1971 (27/744)
- 26.8 Mark Williams, 1968 (17/456)
- 25.6 Sammy Moore, 2002 (11/282)
- 25.5 Deron Pointer, 1992 (15/383)
- 25.2 Mike Washington, 1977 (14/353)
- 25.1 Mike Washington, 1980 (14/352)
- 24.7 Dee Moronkola, 1996 (10/246)
- 24.6 Dennis Rath, 1954 (10/246)

KICKOFF RETURN AVERAGE - CAREER

(Min. 20)

- 25.9 Ken Graham, 1961-63 (20/518)

KICKOFF RETURN TOUCHDOWNS - GAME

- 1 25 times by 19 players; William Tonkin, College of Idaho (95), 1928; Ted Rowher, USC (90), 1928; Bob Kennedy, Idaho (80), 1941; Jerry Williams, Montana (88), 1948; Jerry Williams, California (87), 1948; Bud Roffler, Montana (85), 1951; Don Ellingsen, USC (89), 1957; Chuck Morrell, UCLA (83), 1958; Ken Graham, San Jose State (91), 1961; Ken Graham, Stanford (92), 1962; Bill Gaskins, Idaho (?), 1963; Aamon McWashington, Baylor (95), 1966; Mark Williams, UCLA (97), 1968; Bernard Jackson, UCLA (100), 1971; Bernard Jackson, Oregon State (95), 1971; Steve Broussard, Arizona State (98), 1989; Anthony Prior, Arizona (99), 1990; Anthony Prior, USC (100), 1991; Deron Pointer, UCLA (98), 1992; Kevin Hicks, Michigan (97), 1993; Bryant Thomas, San Jose State (50), 1996; Dee Moronkola, Oregon (91), 1998; Dee Moronkola, Boise State (88), 1998; Sammy Moore, Oklahoma (89), 2002; Sammy Moore, Colorado (97), 2003. [list includes all players since 1948 plus players prior to 1949 who were included in the list of long kickoff returns.]

KICKOFF RETURN TOUCHDOWNS - SEASON

- 2 Jerry Williams, 1948
- 2 Bernard Jackson, 1971
- 2 Dee Moronkola, 1998
- 1 19 times by 16 players (see list above under Single Game)

KICKOFF RETURN TOUCHDOWN - CAREER

- 2 Jerry Williams, 1946-48
- 2 Ken Graham, 1961-63
- 2 Bernard Jackson, 1970-71
- 2 Anthony Prior, 1989-91
- 2 Dee Moronkola, 1995-98
- 2 Sammy Moore, 2002-03
- 1 13 players (see list above under Single Game)

WSU INDIVIDUAL RECORDS

LONGEST KICKOFF RETURN - GAME

- 100 Bernard Jackson, UCLA, 1971
- 100 Anthony Prior, USC, 1991
- 99 Anthony Prior, Arizona, 1990
- 98 Steve Broussard, Arizona State, 1989
- 98 Deron Pointer, UCLA, 1992
- 97 Mark Williams, UCLA, 1968
- 97 Kevin Hicks, Michigan, 1993
- 97 Sammy Moore, Colorado, 2003
- 95 William Tonkin, College of Idaho, 1928
- 95 Ammon McWashington, Baylor, 1966
- 95 Bernard Jackson, Oregon State, 1971
- 92 Bill Gaskins, Idaho, 1963
- 92 Ken Graham, Stanford, 1962
- 91 Ken Graham, San Jose State, 1961
- 91 Dee Moronkola, Oregon, 1998
- 90 Ted Rowher, USC, 1928
- 89 Don Ellingsen, USC, 1957
- 89 Sammy Moore, Oklahoma, 2002
- 88 Jerry Williams, Montana, 1948
- 88 Dee Moronkola, Boise State, 1998
- 87 Jerry Williams, California, 1948
- 87 Mike Washington, Oregon, 1977 (non-scoring)
- 85 Bud Roffler, Montana, 1951
- 83 Chuck Morrell, UCLA, 1958
- 81 Milton Martin, Pacific, 1924 (non-scoring)
- 80 Bob Kennedy, Idaho, 1941
- 80 Wayne Berry, Idaho, 1953 (non-scoring)

SCORING RECORDS

TOUCHDOWNS - GAME

- 5 James Matthew, Idaho, 1982
- 5 Rueben Mayes, Stanford, 1984
- 4 Deon Burnett, SW Louisiana, 1999
- 4 Dave Minnich, Arizona, 2001
- 4 John Tippins, Montana State, 2001
- 3 17 players prior to 1983

TOUCHDOWNS - SEASON

- 17 Steve Broussard, 1989
- 17 Jerome Harrison, 2005
- 14 Bernard Jackson, 1971
- 13 Shaumbe Wright-Fair, 1992
- 13 **Jason Hill, 2005**
- 12 Ken Grandberry, 1972
- 12 Rueben Mayes, 1984
- 12 Steve Broussard, 1988
- 12 Michael Black, 1997
- 12 Deon Burnett, 1999
- 12 Devard Darling, 2002
- 12 **Jason Hill, 2004**

TOUCHDOWNS - CAREER

- 41 Steve Broussard, 1986-89
- 32 Jason Hill, 2003-06
- 26 Rueben Mayes, 1982-85
- 26 Shaumbe Wright-Fair, 1989-92
- 25 Jerome Harrison, 2004-05
- 23 Hugh Campbell, 1960-62
- 19 Ken Grandberry, 1971-73
- 19 Kerry Porter, 1982-86
- 19 Michael Black, 1996-97
- 19 Devard Darling, 2002-03

TOTAL POINTS - GAME

- 30 James Matthew, Idaho, 1982
- 30 Rueben Mayes, Stanford, 1984
- 24 Deon Burnett, SW Louisiana, 1999
- 24 Dave Minnich, Arizona, 2001
- 24 John Tippins, Montana State, 2001
- 18 31 players a total of 38 times

TOTAL POINTS - SEASON

- 116 Drew Dunning, 2003
- 113 Drew Dunning, 2002
- 104 Steve Broussard, 1989
- 102 Jerome Harrison, 2005
- 101 Drew Dunning, 2001
- 99 Jason Hanson, 1989
- 93 Rian Lindell, 1997
- 91 Jason Hanson, 1988
- 84 Bernard Jackson, 1971
- 80 Bud Roffler, 1951
- 80 Jason Hanson, 1990

SENIOR RECORD

- 116 Drew Dunning, 2003 (kicker)
- 104 Steve Broussard, 1989 (non-kicker)

JUNIOR RECORD

- 113 Drew Dunning, 2002 (kicker)

SOPHOMORE RECORD

- 101 Drew Dunning, 2001 (kicker)
- 76 Hugh Campbell, 1960 (non-kicker)

FRESHMAN RECORD

- 91 Jason Hanson, 1988 (kicker)

TOTAL POINTS - CAREER

- 336 Drew Dunning, 2000-03
- 328 Jason Hanson, 1988-91
- 248 Steve Broussard, 1986-89
- 231 John Traut, 1982-85
- 206 Rian Lindell, 1997-99
- 192 Jason Hill, 2003-06
- 167 Tony Truant, 1992-96
- 163 Joe Danelo, 1972-74
- 158 Hugh Campbell, 1960-62
- 158 Rueben Mayes, 1982-85

POINTS KICKING - GAME

- 16 Jason Hanson, BYU, 1989
- 16 Rian Lindell, Boise State, 1997
- 15 Aaron Price, Temple, 1992
- 15 Drew Dunning, California, 2001
- 15 Drew Dunning, Purdue, 2001
- 15 Drew Dunning, New Mexico, 2003
- 14 John Traut, Oregon, 1984
- 14 Aaron Price, Montana State, 1993
- 14 Aaron Price, Arizona State, 1993
- 14 Drew Dunning, ASU, 2002
- 14 Drew Dunning, Washington, 2002

POINTS KICKING - SEASON

- 116 Drew Dunning, 2003
- 113 Drew Dunning, 2002
- 101 Drew Dunning, 2001
- 99 Jason Hanson, 1989
- 93 Rian Lindell, 1997
- 91 Jason Hanson, 1988
- 80 Jason Hanson, 1990
- 79 **Loren Langley, 2005**
- 77 Aaron Price, 1993
- 73 John Traut, 1983

POINTS KICKING - CAREER

- 336 Drew Dunning, 2000-03
- 328 Jason Hanson, 1988-91
- 231 John Traut, 1982-85
- 206 Rian Lindell, 1997-99
- 168 **Loren Langley, 2004-06**
- 167 Tony Truant, 1992-96
- 163 Joe Danelo, 1972-74
- 147 Aaron Price, 1992-93
- 112 Mike DeSanto, 1979-80
- 107 Don Sweet, 1970-71
- 107 Drew Dunning, 2000-01

PAT ATTEMPTS - GAME

- 12 Chuck Diedrick, Idaho, 1975
- 11 Rian Lindell, USL, 1997
- 9 John Traut, Montana State, 1985
- 9 Rian Lindell, California, 1997
- 8 Paul Watson, Oregon, 1997
- 7 Bill Lippincott, Montana, 1948
- 7 Bud Roffler, Montana, 1951
- 7 Neil Anderson, Idaho, 1967
- 7 Joe Danelo, Idaho, 1973
- 7 Joe Danelo, Washington, 1973
- 7 Paul Watson, Arizona State, 1978
- 7 Tony Truant, Oregon, 1996
- 7 Tony Truant, San Jose State, 1996
- 7 Rian Lindell, Boise State, 1997
- 7 Drew Dunning, Idaho, 2002
- 7 Drew Dunning, Oregon, 2003
- 7 **Loren Langley, Idaho, 2004**

PAT ATTEMPTS - SEASON

- 60 Rian Lindell, 1997
- 51 Drew Dunning, 2001
- 49 Drew Dunning, 2002
- 47 Jason Hanson, 1988
- 40 Tony Truant, 1996
- 40 Drew Dunning, 2003
- 40 **Loren Langley, 2005**
- 37 Jason Hanson, 1989
- 36 John Traut, 1985
- 35 Bud Roffler, 1951
- 35 John Traut, 1984

PAT ATTEMPTS - CAREER

- 144 Jason Hanson, 1988-91
- 143 Drew Dunning, 2000-03
- 113 Rian Lindell, 1997-99
- 112 John Traut, 1982-85
- 97 **Loren Langley, 2004-06**
- 90 Tony Truant, 1992-96
- 73 Joe Danelo, 1972-74
- 59 Paul Watson, 1977-78
- 59 Aaron Price, 1992-93
- 57 Mike DeSanto, 1979-80

WSU INDIVIDUAL RECORDS

PAT MADE - GAME

- 12 Chuck Diedrick, Idaho, 1975
- 11 Rian Lindell, USL, 1997
- 9 Rian Lindell, California, 1997
- 8 John Traut, Montana State, 1985
- 8 Paul Watson, Oregon, 1977
- 7 Neil Anderson, Idaho, 1967
- 7 Joe Danelo, Washington, 1973
- 7 Joe Danelo, Idaho, 1973
- 7 Tony Truant, Oregon, 1996
- 7 Tony Truant, San Jose State, 1996
- 7 Rian Lindell, Boise State, 1997
- 7 Drew Dunning, Idaho, 2002
- 7 Drew Dunning, Oregon, 2003
- 7 Loren Langley, Idaho, 2004

PAT MADE - SEASON

- 57 Rian Lindell, 1997
- 47 Drew Dunning, 2001
- 47 Drew Dunning, 2002
- 46 Jason Hanson, 1988
- 38 Tony Truant, 1996
- 38 Loren Langley, 2005**
- 36 Jason Hanson, 1989
- 35 Drew Dunning, 2003
- 34 John Traut, 1985
- 33 Aaron Price, 1992

PAT MADE - CAREER

- 139 Jason Hanson, 1988-91
- 132 Drew Dunning, 2000-03
- 110 Rian Lindell, 1997-99
- 102 John Traut, 1982-85
- 90 Loren Langley, 2004-06**
- 84 Tony Truant, 1992-96
- 70 Joe Danelo, 1972-74
- 57 Aaron Price, 1992-93
- 54 Paul Watson, 1977-78
- 50 Kevin Adams, 1986-87

CONSECUTIVE PAT - GAME

- 12 Chuck Diedrick, 1975
- 11 Rian Lindell, USL, 1997
- 9 Rian Lindell, California, 1997
- 8 Paul Watson, Oregon, 1977
- 7 5 Players

CONSECUTIVE PAT - SEASON

- 50 Rian Lindell, 1997
- 28 Rian Lindell, 1999
- 26 Kevin Adams, 1987
- 26 Aaron Price, 1992
- 25 Rian Lindell, 1998
- 25 Paul Watson, 1977
- 24 Kevin Adams, 1986
- 23 Drew Dunning, 2001
- 19 Tony Truant, 1994
- 18 Drew Dunning, 2002
- 18 Loren Langley, 2005**

CONSECUTIVE PAT - CAREER

- 81 Jason Hanson, 1988-91
- 53 Rian Lindell, 1997-98-99
- 50 Kevin Adams, 1986-87
- 43 Chuck Diedrick, 1975-76
- 36+ John Traut, 1982-83-84
- 33 Drew Dunning, 2001-02
- 30+ Aaron Price, 1992-93
- 29+ Paul Watson, 1977-78

LONGEST FIELD GOAL - GAME (50+)

- 62 Jason Hanson, UNLV, 1991
- 58 Jason Hanson, Brigham Young, 1989
- 58 Jason Hanson, Arizona State, 1990
- 57 Paul Watson, Idaho, 1977
- 57 Rian Lindell, Boise State, 1997
- 55 Joe Danelo, Stanford, 1974
- 54 Jason Hanson, Fresno State, 1991
- 53 Jason Hanson, Oregon State, 1989
- 53 Jason Hanson, Wyoming, 1990
- 53 Jason Hanson, Stanford, 1990
- 53 Tony Truant, Arizona, 1996
- 52 Kevin Morris, Oregon State, 1981
- 52 Jason Hanson, Oregon State, 1988
- 52 Jason Hanson, Idaho, 1989
- 52 Jason Hanson, Brigham Young, 1989
- 52 Jason Hanson, Ohio State, 1991
- 52 Aaron Price, Temple, 1992
- 52 Rian Lindell, Stanford, 1997
- 52 Rian Lindell, Illinois, 1998
- 52 Rian Lindell, Arizona, 1999
- 51 Kevin Adams, Washington, 1986
- 51 Jason Hanson, UCLA, 1988
- 51 Jason Hanson, Oregon State, 1990
- 51 Jason Hanson, UCLA, 1991
- 51 Jason Hanson, Arizona, 1991
- 51 Aaron Price, Arizona, 1992
- 51 Aaron Price, Montana State, 1993
- 51 Tony Truant, Oregon State, 1995
- 50 Joe Danelo, USC, 1972
- 50 Paul Watson, UCLA, 1978
- 50 Kevin Morris, Oregon State, 1981
- 50 Jason Hanson, Arizona, 1989
- 50 Jason Hanson, California, 1990
- 50 Jason Hanson, Fresno State, 1991
- 50 Rian Lindell, Oregon State, 1999

MOST 50+ FIELD GOALS - GAME

- 2 Kevin Morris, Oregon State, 1981 (52, 50)
- Jason Hanson, Brigham Young, 1989 (58, 52)
- Jason Hanson, Fresno State, 1991 (54, 50)
- 1 29 times by seven players

MOST 50+ FIELD GOALS - SEASON

- 6 Jason Hanson, 1991
- 5 Jason Hanson, 1989
- 5 Jason Hanson, 1990
- 2 Kevin Morris, 1981
- 2 Jason Hanson, 1988
- 2 Aaron Price, 1992
- 2 Rian Lindell, 1997
- 2 Rian Lindell, 1999

MOST 50+ FIELD GOALS - CAREER

- 18 Jason Hanson, 1988-91
- 5 Rian Lindell, 1996-99
- 3 Aaron Price, 1992-93
- 2 Paul Watson, 1977-78
- 2 Joe Danelo, 1970-72
- 2 John Truant, 1994-96
- 2 Kevin Morris, 1981
- 1 Kevin Adams, 1986-87

FIELD GOALS ATTEMPTED - GAME

- 6 Paul Watson, Kansas, 1977
- 5 Mike DeSanto, Pacific, 1980
- 5 Aaron Price, Arizona State, 1993
- 5 Aaron Price, California, 1993
- 5 Drew Dunning, ASU, 2002
- 5 Drew Dunning, Washington, 2002
- 5 Drew Dunning, New Mexico, 2003
- 5 Loren Langley, Washington, 2005**
- 4 Chuck Diedrick, Kansas, 1975
- 4 Paul Watson, UNLV, 1977
- 4 Mike DeSanto, Army, 1980
- 4 John Traut, California, 1983
- 4 John Traut, Oregon State, 1983
- 4 John Traut, Tennessee, 1984
- 4 Aaron Price, Montana State, 1993
- 4 Aaron Price, Arizona, 1993
- 4 Rian Lindell, Boise State, 1998
- 4 Drew Dunning, California, 2001
- 4 Drew Dunning, Purdue, 2001
- 4 Drew Dunning, Arizona, 2002
- 4 Drew Dunning, USC, 2002
- 4 Drew Dunning, Idaho, 2003
- 4 Drew Dunning, Washington, 2003
- 4 Loren Langley, Colorado, 2004**

FIELD GOALS ATTEMPTED - SEASON

- 33 Drew Dunning, 2002 (22)
- 32 Aaron Price, 1993 (17)
- 31 Drew Dunning, 2003 (27)
- 27 Jason Hanson, 1989 (21)
- 26 Jason Hanson, 1990 (17)
- 26 John Traut, 1983 (16)
- 24 Joe Danelo, 1972
- 22 Bill Lippincott, 1948 (16)
- 22 Joe Danelo, 1973
- 22 Mike DeSanto, 1980 (13)
- 22 Jason Hanson, 1991 (10)
- 22 Drew Dunning, 2001 (18)
- 22 Loren Langley, 2005 (14)

FIELD GOALS ATTEMPTED - CAREER

- 96 Jason Hanson, 1988-91 (63)
- 88 Drew Dunning, 2000-03 (68)
- 65 John Traut, 1982-85 (43)
- 61 Joe Danelo, 1972-75 (31)
- 50 Aaron Price, 1992-93 (30)
- 50 Rian Lindell, 1997-99 (32)
- 46 Loren Langley, 2004-06 (26)**
- 42 Tony Truant, 1992-96 (27)
- 34 Chuck Diedrick, 1975-76 (15)
- 33 Paul Watson, 1977-78 ()
- 33 Mike DeSanto, 1979-80 (21)

FIELD GOALS MADE - GAME

- 5 Drew Dunning, New Mexico, 2003
- 4 Chuck Diedrick, Kansas, 1975
- 4 Paul Watson, Kansas, 1977
- 4 John Traut, Tennessee, 1984
- 4 Jason Hanson, BYU, 1989
- 4 Jason Hanson, Arizona, 1989
- 4 Rian Lindell, Boise State, 1998
- 4 Drew Dunning, Purdue, 2001
- 4 Drew Dunning, Washington, 2002
- 4 Drew Dunning, Washington, 2003
- 4 Drew Dunning, Idaho, 2003

WSU INDIVIDUAL RECORDS

FIELD GOALS MADE - SEASON

1. 27 Drew Dunning, 2003 (31)
2. 22 Drew Dunning, 2002 (33)
3. 21 Jason Hanson, 1989 (27)
4. 18 Drew Dunning, 2001 (22)
5. 17 Jason Hanson, 1990 (26)
- 17 Aaron Price, 1993 (32)
7. 16 John Traut, 1983 (26)
8. 15 Jason Hanson, 1988 (21)
9. 14 John Traut, 1984
- 14 Loren Langley, 2005

FIELD GOALS MADE - CAREER

1. 68 Drew Dunning, 2000-03 (88)
2. 63 Jason Hanson, 1988-91 (96)
3. 43 John Traut, 1982-85 (65)
4. 32 Rian Lindell, 1997-99 (50)
5. 31 Joe Danelo, 1972-74 (61)
6. 30 Aaron Price, 1992-93 (50)
7. 27 Tony Truant, 1992-96 (42)
8. 26 Loren Langley, 2004-05 (46)
9. 21 Mike DeSanto, 1979-80 (33)
10. 20 Don Sweet, 1970-71 (0)

FIELD GOAL PERCENTAGE - GAME

(Min. 3 attempts)

1. 1.000 5/5, Drew Dunning, New Mexico, 2003
2. 1.000 4/4 by several players

FIELD GOAL PERCENTAGE - SEASON

(Min. 15 att.)

1. .871 Drew Dunning, 2003 (27/31)
2. .818 Drew Dunning, 2001 (18/22)
3. .750 Rian Lindell, 1999 (12/16)
4. .722 Aaron Price, 1992 (13/18)
5. .706 Rian Lindell, 1997 (12/17)
6. .667 Drew Dunning, 2002 (22/33)
7. .636 Loren Langley, 2005 (14/22)
8. .625 Kevin Adams, 1987 (10/16)
- .625 Don Sweet, 1970 (10/16)
- .625 Don Sweet, 1971 (10/16)

FIELD GOAL PERCENTAGE - CAREER

(Min. 55 att.)

1. .773 Drew Dunning, 2000-03 (68-88)
2. .662 John Traut, 1982-85 (43/65)
3. .656 Jason Hanson, 1988-91 (63/96)
4. .640 Rian Lindell, 1997-99 (32/50)
5. .636 Mike DeSanto, 1979-80 (21/33)
6. .625 Don Sweet, 1970-71 (20/32)
7. .600 Aaron Price, 1992-93 (30/50)
- .600 Tony Truant, 1992-96 (27/45)
9. .515 Paul Watson, 1977-78 (17/33)
10. .508 Joe Danelo, 1972-74 (31/61)

CONSECUTIVE FIELD GOALS - GAME

1. 1.000 5/5, Drew Dunning, New Mexico, 2003
2. 1.000 4/4, Several players

DEFENSIVE TACKLE RECORDS

TOTAL TACKLES - GAME

1. 28 Brian Forde, California, 1985
2. 25 Brian Forde, Michigan, 1987
- 25 Dan Grayson, Arizona, 1989
4. 24 Brian Forde, Stanford, 1986
5. 23 Anthony McClanahan, USC, 1991
- 23 James Darling, Colorado, 1996
7. 20 Brian Forde, Arizona, 1986
- 20 Tuineau Alipate, Michigan, 1987
- 20 Dan Grayson, Arizona, 1989
- 20 Anthony McClanahan, Stanford, 1991
- 20 Anthony McClanahan, Arizona State, 1992
- 20 Brandon Moore, Arizona State, 1997

TOTAL TACKLES - SEASON

1. 157 Brian Forde, 1986
2. 153 Lee Blakeney, 1984
3. 147 Tuineau Alipate, 1987
4. 144 Anthony McClanahan, 1991
5. 141 Brian Forde, 1987
6. 140 Anthony McClanahan, 1992
7. 138 Tom Poe, 1971
8. 136 James Darling, 1996
9. 133 Dan Grayson, 1989
10. 132 John Rushing, 1991

TOTAL TACKLES - CAREER (250+)

1. 524 Lee Blakeney, 1980-81,83-84
2. 440 Anthony McClanahan, 1990-93
3. 436 Brian Forde, 1984-87
4. 343 John Rushing, 1991-94
5. 334 Tom Poe, 1970-73
6. 325 Billy Newman, 1998-01
7. 317 Gary Larsen, 1971-74
8. 305 Artie Holmes, 1985-88
9. 302 Ron Childs, 1991-94
10. 282 Steve Gleason, 1996-99
11. 281 Don Hover, 1973-75,77
12. 279 Dean Pedigo, 1974-77
13. 260 James Darling, 1992-96
- 260 Will Derting, 2001-05
15. 258 Tuineau Alipate, 1985-88
16. 253 Brian Flores, 1977-80

PRIMARY TACKLES - GAME

1. 21 Brian Forde, California, 1985
- 21 Anthony McClanahan, USC, 1991
3. 19 Dan Grayson, Arizona, 1989
4. 16 Anthony McClanahan, Arizona State, 1992
5. 14 Brian Flores, Arizona State, 1980
- 14 Brian Forde, Michigan, 1987
- 14 James Darling, Pittsburgh, 1995
- 14 James Darling, Colorado, 1996
9. 13 Brian Flores, Arizona State, 1979
- 13 Artie Holmes, Arizona State, 1985
- 13 Brian Forde, Arizona State, 1987

PRIMARY TACKLES - SEASON

1. 99 Anthony McClanahan, 1992
2. 96 James Darling, 1996
3. 89 Gary Larson, 1974
- 89 Don Hover, 1974
- 89 Brian Forde, 1987
6. 88 Brian Forde, 1985
7. 85 Tuineau Alipate, 1987
8. 84 Dan Grayson, 1989
- 84 Anthony McClanahan, 1991
10. 82 Anthony McClanahan, 1993
- 82 Steve Gleason, 1997

PRIMARY TACKLES - CAREER

1. 287 Anthony McClanahan, 1990-93
2. 263 Brian Forde, 1984-87
3. 252 Lee Blakeney, 1980-81,83-84
4. 221 John Rushing, 1991-94
5. 206 Gary Larsen, 1971-74
6. 199 Ron Childs, 1991-94
7. 188 Steve Gleason, 1996-99
8. 185 Billy Newman, 1998-01
9. 182 Tom Poe, 1970-73
10. 180 Scott Pelluer, 1977-80

ASSISTED TACKLES - GAME

1. 15 Ben Carrillo, Washington, 1982
- 15 John Diggs, USC, 1990
3. 14 Brian Forde, Stanford, 1986
4. 13 Lee Blakeney, UCLA, 1981
- 13 Brandon Moore, Arizona State, 1997
- 13 Billy Newman, Arizona State, 2000
7. 12 Anthony McClanahan, UNLV, 1991
8. 11 Rico Tipton, Ohio State, 1984
- 11 Lee Blakeney, UCLA, 1984
- 11 Lee Blakeney, USC, 1984
- 11 Brian Forde, Arizona, 1986
- 11 Brian Forde, Michigan, 1987
- 11 Tuineau Alipate, Michigan, 1987
- 11 Steve Gleason, Stanford, 1999

ASSISTED TACKLES - SEASON

1. 81 Lee Blakeney, 1984
2. 79 Lee Blakeney, 1981
3. 77 Brian Forde, 1986
4. 65 Tom Poe, 1971
5. 64 Lee Blakeney, 1980
- 64 Mike Walker, 1981
7. 62 Rico Tipton, 1984
- 62 Tuineau Alipate, 1987
- 62 Curtis Holden, 1999
10. 60 Anthony McClanahan, 1991

ASSISTED TACKLES - CAREER

1. 272 Lee Blakeney, 1980-81,83-84
2. 173 Brian Forde, 1984-87
3. 153 Anthony McClanahan, 1990-93
4. 152 Tom Poe, 1970-73
5. 140 Billy Newman, 1998-01
6. 133 Artie Holmes, 1985-88
7. 126 Ken Emmil, 1979-82
8. 123 John Rushing, 1991-94
9. 115 Brian Flores, 1977-80
10. 114 Mel Sanders, 1976,78-80

WSU INDIVIDUAL RECORDS

TACKLES FOR LOSSES - GAME

- 5.0 Keith Millard, Arizona, 1983 (-26)
- 5.0 DeWayne Patterson, Pacific, 1993 (-25)
- 5.0 Mkristo Bruce, Stanford 2006 (-33)
- 4.5 D.D. Acholonu, Washington, 2003 (-27)
- 4.0 Scott Pelluer, Oregon State, 1980 (-13)
- 4.0 Matt Elisara, Arizona, 1981 (-21)
- 4.0 Keith Millard, Arizona, 1982 (-29)
- 4.0 Keith Millard, Oregon State, 1983 (-36)
- 4.0 DeWayne Patterson, Montana State, 1993 (-28)
- 4.0 DeWayne Patterson, Oregon, 1993 (-23)
- 4.0 Mark Fields, Oregon, 1994 (-37)
- 4.0 DeWayne Patterson, UCLA, 1994 (-13)
- 4.0 James Darling, Pittsburgh, 1995 (-7)
- 4.0 Leon Bender, Oregon State, 1996 (-19)
- 4.0 Brandon Moore, Arizona State, 1997 (-14)
- 4.0 Brandon Moore, Michigan, 1997 (-21)
- 4.0 Earl Riley, Boise State, 1998 (-22)
- 4.0 James Price, USC, 2000 (-12)
- 4.0 Rien Long, ASU, 2002 (-26)
- 4.0 Rien Long, USC, 2002 (-20)
- 4.0 Adam Braidwood, Oregon State, 2004 (-26)

TACKLES FOR LOSSES - SEASON

- 22.0 DeWayne Patterson, 1993 (-150)
- 21.5 Rien Long, 2002 (-108)
- 21.0 D.D. Acholonu, 2003 (-130)
- 19.0 Brandon Moore, 1997 (-90)
- 18.5 Keith Millard, 1983 (121.5)
- 18.5 DeWayne Patterson, 1994 (-92)
- 18.0 Scott Pelluer, 1980 (-72)
- 17.5 Keith Millard, 1982 (81)
- 16.5 Mark Fields, 1994 (-86)
- 16.0 Mkristo Bruce, 2006 (-77)

TACKLES FOR LOSSES - CAREER

- 52.5 DeWayne Patterson, 1991-94 (-342)
- 45.5 Mkristo Bruce, 2003-06 (-209)
- 44.5 D.D. Acholonu, 2000-03 (-261)
- 39.5 Keith Millard, 1980-83 (-223.5)
- 35.5 Rien Long, 2000-02 (-172)
- 32.0 Will Derting, 2001-05 (-131)
- 31.0 Raonall Smith, 1998-01 (-94)
- 30.5 Erik Howard, 1982-85 (-167)
- 30.5 Ron Childs, 1991-94 (-119)
- 30.5 Chad Eaton, 1992-94 (-120)
- 30.5 Isaac Brown, 2000-03 (-159)

TACKLES FOR LOSSES YARDS - GAME

- 37.0 Mark Fields, Oregon, 1994 (4)
- 36.0 Keith Millard, Oregon State, 1983 (4)
- 36.0 Ivan Cook, Illinois, 1988 (3)
- 33.0 Mkristo Bruce, Stanford (5)
- 30.0 Chad Eaton, Montana State, 1993 (3)
- 30.0 D.D. Acholonu, Texas, 2003 (3)
- 29.0 Keith Millard, Arizona, 1982 (4)
- 28.0 DeWayne Patterson, Montana State, 1993 (4)
- 27.0 D.D. Acholonu, Washington, 2003 (3)

TACKLES FOR LOSSES YARDS - SEASON

- 150.0 DeWayne Patterson, 1993 (22)
- 130.0 D.D. Acholonu, 2003 (21)
- 121.5 Keith Millard, 1983 (18.5)
- 108.0 Rien Long, 2002 (21.5)
- 92.0 DeWayne Patterson, 1994 (18.5)
- 90.0 Brandon Moore, 1997 (19.0)
- 87.5 Erik Howard, 1985 (13.0)
- 87.0 Dorian Boose, 1996 (11.5)
- 86.0 Mark Fields, 1994 (16.5)
- 84.0 Leon Bender, 1996 (13.5)

TACKLES FOR LOSSES YARDS - CAREER

- 342.5 DeWayne Patterson, 1991-94 (52.5)
- 261.0 D.D. Acholonu, 2000-03 (44.5)
- 223.5 Keith Millard, 1980-83 (39.5)
- 209.0 Mkristo Bruce, 2003-06 (45.5)
- 174.0 Ivan Cook, 1985-88 (24.5)
- 172.0 Rien Long, 2000-02 (35.5)
- 169.0 Dorian Boose, 1996-97 (26.5)
- 167.0 Erik Howard, 1982-85 (30.5)
- 159.0 Isaac Brown, 2000-03 (30.5)
- 141.0 Scott Pelluer, 1977-80 (30.0)

SACKS - GAME (since 1979; 3+)

- 5.0 Mkristo Bruce, Stanford, 2006 (-33)
- 4.0 Tim Downing, California, 1987 (-8)
- 4.0 Keith Millard, Oregon State, 1983 (-35)
- 4.0 DeWayne Patterson, Oregon, 1993 (-23)
- 4.0 DeWayne Patterson, UCLA, 1994 (-13)
- 3.5 DeWayne Patterson, Oregon, 1994 (-22)
- 3.0 12 players 19 times (last Scott Davis, Oregon State, 2006)

SACKS - SEASON

- 17.0 DeWayne Patterson, 1993 (-128)
- 16.5 D.D. Acholonu, 2003 (-121)
- 13.5 DeWayne Patterson, 1994 (-73)
- 13.0 Rien Long, 2002 (-85)
- 12.5 Keith Millard, 1983 (-107.5)
- 12.0 Scott Pelluer, 1980 (-60)
- 11.0 Mkristo Bruce, 2006 (-77)
- 10.0 Mike Walker, 1981 (-55)
- 10.0 Mkristo Bruce, 2005 (-52)
- 9.5 D.D. Acholonu, 2001 (-69)
- 9.5 Isaac Brown, 2001 (-54)

SACKS - CAREER

- 37.5 DeWayne Patterson, 1991-94 (-244)
- 32.5 D.D. Acholonu, 2000-03 (-235)
- 29.5 Mkristo Bruce, 2003-06 (-154)
- 22.5 Isaac Brown, 2000-03 (-145)
- 21.5 Keith Millard, 1981-83 (-179.5)
- 19.0 Scott Pelluer, 1977-80 (-87)
- 17.5 Ivan Cook, 1985-88 (-152)
- 17.0 Rien Long, 2000-02 (-119)
- 15.5 Erik Howard, 1982-85 (-123)
- 14.5 Dorian Boose, 1996-97 (-130)
- 14.5 Will Derting, 2001-04 (-98)

SACKS YARDS - GAME

- 36.0 Keith Millard, Oregon State, 1983 (4)
- 36.0 Ivan Cook, Illinois, 1988 (3)
- 35.0 Matt Elisara, Montana State, 1981 (2)
- 34.0 Mark Fields, Oregon, 1994 (3)
- 33.0 Mkristo Bruce, Oregon State, 2006 (5)
- 30.0 Chad Eaton, Montana State, 1993 (3)
- 30.0 D.D. Acholonu, Texas, 2003 (3)
- 26.0 Will Derting, Notre Dame, 2003 (3)
- 25.0 DeWayne Patterson, Fresno State, 1994 (3)
- 25.0 Adam Braidwood, Oregon State, 2004 (3)

SACKS YARDS - SEASON

- 128.0 DeWayne Patterson, 1993 (17)
- 121.0 D. D. Acholonu, 2003 (16.5)
- 107.5 Keith Millard, 1983 (12.5)
- 85.0 Rien Long, 2002 (12.0)
- 78.0 Ivan Cook, 1988 (9.0)
- 76.5 Erik Howard, 1985 (7.0)
- 75.0 Matt Elisara, 1981 (7.0)
- 75.0 Dorian Boose, 1996 (6.5)
- 73.0 DeWayne Patterson, 1994 (13.5)
- 69.0 D.D. Acholonu, 2001 (9.5)

SACKS YARDS - CAREER

- 244.0 DeWayne Patterson, 1991-94 (37.5)
- 235.0 D.D. Acholonu, 2000-03 (32.5)
- 179.5 Keith Millard, 1981-83 (21.5)
- 154.0 Mkristo Bruce, 2003-06 (29.5)
- 152.0 Ivan Cook, 1985-88 (17.5)
- 145.0 Isaac Brown, 2000-03 (22.5)
- 130.0 Dorian Boose, 1996-97 (14.5)
- 123.0 Erik Howard, 1982-85 (15.5)
- 119.0 Rien Long, 2000-02 (17.0)
- 111.0 Scott Pelluer, 1977-80 (19.0)

WSU TEAM GAME-SEASON RECORDS

RUSHING RECORDS

RUSHING ATTEMPS - GAME

1.	76	California, 1974
	76	Washington, 1975
3.	71	Montana State, 1985
4.	69	UNLV, 1983
5.	68	Pacific, 1980
6.	67	Idaho, 1975
7.	66	Oregon, 1977
	66	California, 1981
	66	Stanford, 1982
	66	Oregon, 1973
	66	Washington, 1973

RUSHING ATTEMPTS - SEASON

1.	639	1973
2.	614	1981
3.	605	1988
	605	1975
	605	1972
6.	567	1951
7.	563	1980
8.	558	1982
9.	553	1982
10.	544	1974

NET RUSHING YARDS - GAME

1.	524	Oregon, 1984
2.	442	California, 1974
3.	439	Idaho, 1975
4.	438	Oregon, 1971
5.	417	Montana State, 1985
6.	392	UNLV, 1983
7.	391	Idaho, 1961
8.	377	Oregon, 1977
9.	373	Illinois, 1988
10.	363	Army, 1980

NET RUSHING YARDS - SEASON

1.	2,909	1981
2.	2,775	1984
3.	2,757	1988
4.	2,636	1971
5.	2,530	1985
6.	2,501	1973
7.	2,450	1980
8.	2,408	1975
9.	2,359	1951
10.	2,332	2005

AVERAGE/ATTEMPT - SEASON

1.	5.31	1984
2.	5.30	2005
3.	5.25	1971
4.	4.67	1985
5.	4.74	1981
6.	4.55	1988
7.	4.35	1980
8.	4.31	1979
9.	4.16	1951
10.	4.14	1954

AVERAGE/GAME - SEASON

1.	264.5	1981
2.	252.3	1984
3.	239.6	1971
4.	235.9	1951
5.	230.0	1985
6.	229.8	1988
7.	227.4	1973
8.	222.7	1980
9.	218.9	1975
10.	212.0	2005

TOUCHDOWNS - GAME

1.	10	Idaho, 1975
2.	7	Montana State, 1985
3.	6	Oregon, 1984
	6	Oregon, 1981
	6	Oregon, 1974
	6	USL, 1997
	6	Pacific, 1996
	6	10 games

TOUCHDOWNS - SEASON

1.	36	1981
2.	28	1988
3.	27	1997
	27	1980
5.	26	1985
	26	1984
7.	24	1975
8.	23	1973
	23	1972
	23	1971
	23	1951

PASSING RECORDS

PASS ATTEMPTS - GAME

1.	67	Montana, 1992
2.	59	Oregon State, 2005
3.	57	USC, 2003
4.	54	Washington, 2006
5.	53	Idaho, 1999
	53	UCLA, 1993
7.	52	Colorado, 2004
	52	Stanford, 2003
	52	UCLA, 1996
	52	Colorado, 1987
	52	California, 1976

PASS ATTEMPTS - SEASON

1.	478	2003
2.	458	2002
3.	457	1992
4.	442	1976
5.	435	1997
6.	434	2001
	434	1999
8.	430	2006
9.	427	1993
10.	413	1987
	413	1970

PASS COMPLETIONS - GAME

1.	38	Montana, 1992
2.	34	USC, 2003
3.	32	Utah, 1992
	32	Oregon, 1968
	32	Washington, 2006
6.	31	Oregon State, 2005
7.	30	USC, 1995
	30	Michigan, 1987
9.	29	New Mexico, 2003
	29	California, 2002
	29	Utah, 1985

PASS COMPLETIONS - SEASON

1.	273	2002
2.	260	2003
	260	2006
4.	259	1992
5.	250	1976
6.	240	1997
7.	239	1999
8.	231	1995
	231	1987
10.	229	2001

PASSING YARDS - GAME

1.	531	Oregon State, 2005
2.	513	California, 2001
3.	492	Utah, 1992
4.	474	California, 2002
5.	447	Arizona State, 1997
6.	436	Montana State, 2001
7.	425	Montana, 1992
8.	423	California, 2005
9.	420	Oregon State, 1995
10.	419	Arizona State, 1989

PASSING YARDS - SEASON

1.	4,120	1997
2.	3,805	2002
3.	3,591	2001
4.	3,526	2003
5.	3,478	1992
6.	3,265	1976
7.	3,142	1988
8.	3,117	2006
9.	3,050	2005
10.	3,028	1991

PASSING YARDS/GAME - SEASON

1.	343.3	1997
2.	299.2	2001
3.	296.8	1976
4.	289.8	1992
5.	282.7	2002
6.	277.3	2005
7.	275.3	1991
8.	271.2	2003
9.	270.2	1989
10.	266.5	1996

PASSES HAD INTERCEPTED - GAME

1.	8	Michigan State, 1970
2.	6	USC, 1998
	6	Washington, 1978
	6	UCLA, 1976
	6	California, 1974
	6	Arizona State, 1967
7.	5	Oregon State, 2003
	5	Washington, 2003
	5	Stanford, 1998
	5	Stanford, 1975
	5	Oregon State, 1968
	5	Baylor, 1967
	5	UCLA, 1957

PASSES HAD INTERCEPTED - SEASON

1.	36	1970
2.	25	1998
3.	24	1987
4.	23	1968
5.	22	2003
	22	1978
	22	1976
	22	1967
9.	21	1951
10.	20	1955

COMPLETION PERCENTAGE - SEASON

1.	.648	1988
2.	.617	1989
3.	.612	1958
4.	.605	2006
5.	.596	2002
6.	.584	1977
7.	.571	1985
8.	.568	1995
9.	.567	1992
	.567	2005

TOUCHDOWNS - GAME

1.	6	Arizona, 2000
2.	5	California, 1997
3.	5	Oregon State, 1991
	5	Tennessee, 1988
	5	California, 2005
6.	4	22 games

TOUCHDOWNS - SEASON

1.	35	1997
2.	31	2001
3.	30	2002
4.	25	2005
5.	24	1988
6.	23	2006
7.	22	2003
8.	22	1996
9.	22	1992
10.	21	1976

WSU TEAM GAME-SEASON RECORDS

TOTAL OFFENSE RECORDS

NET YARDS - GAME

1.	693	Idaho, 1975
2.	675	Utah, 1985
3.	663	Oregon, 1984
4.	653	Montana State, 2001
5.	638	Oregon State, 2005
6.	637	Idaho, 2006
7.	636	Utah, 1992
8.	619	California, 1997
9.	618	Tennessee, 1988
10.	615	Minnesota, 1988

NET YARDS - SEASON

1.	5,922	1997
2.	5,899	1988
3.	5,485	2002
4.	5,382	2005
5.	5,187	2001
6.	5,103	1992
7.	5,021	2003
8.	4,851	1985
9.	4,822	1981
10.	4,762	1984

TOTAL PLAYS - GAME

1.	106	Montana, 1992
2.	97	Oregon, 1977
	97	Stanford, 1970
	97	Oregon State, 2005
5.	96	Utah, 1985
6.	95	Stanford, 1982
	95	Idaho, 1972
	95	Oregon, 1970
	95	Washington, 1970
	95	Oregon, 1969

TOTAL PLAYS - SEASON

1.	962	2003
2.	946	1988
3.	918	1992
4.	915	1970
5.	905	2001
6.	892	1981
7.	891	2002
8.	889	1972
9.	871	1997
10.	868	1973

YARDS/GAME - SEASON

1.	493.5	1997
2.	491.6	1988
3.	489.3	2005
4.	441.0	1985
5.	432.9	1984
6.	432.2	2001
7.	425.3	1992
8.	421.9	2002
9.	411.3	1989
10.	401.8	1981

PASS RECEIVING RECORDS

RECEPTIONS - GAME

1.	38	Montana, 1992
2.	34	USC, 2003
3.	32	Utah, 1992
	32	Oregon, 1968
	32	Washington, 2006
6.	31	Oregon State, 2005
7.	30	USC, 1995
	30	Michigan, 1987
9.	29	New Mexico, 2003
	29	California, 2002
	29	Utah, 1985

RECEPTIONS - SEASON

1.	273	2002
2.	260	2003
	260	2006
4.	259	1992
5.	250	1976
6.	240	1997
7.	239	1999
8.	231	1995
	231	1987
10.	229	2001

RECEIVING YARDS - GAME

1.	531	Oregon State, 2005
2.	513	California, 2001
3.	492	Utah, 1992
4.	474	California, 2002
5.	447	Arizona State, 1997
6.	436	Montana State, 2001
7.	425	Montana, 1992
8.	423	California, 2005
9.	420	Oregon State, 1995
10.	419	Arizona State, 1989

RECEIVING YARDS - SEASON

1.	4,120	1997
2.	3,805	2002
3.	3,591	2001
4.	3,526	2003
5.	3,478	1992
6.	3,265	1976
7.	3,142	1988
8.	3,117	2006
9.	3,050	2005
10.	3,028	1991

RECEIVING TOUCHDOWNS - GAME

1.	6	Arizona, 2000
2.	5	California, 1997
	5	Oregon State, 1991
	5	Tennessee, 1988
	5	California, 2005
6.	4	22 games

RECEIVING TOUCHDOWNS - SEASON

1.	35	1997
2.	31	2001
3.	30	2002
4.	25	2005
5.	24	1988
6.	23	2006
7.	22	2003
	22	1996
	22	1992
10.	21	1976

INTERCEPTION RECORDS

INTERCEPTIONS - GAME

1.	7	Oregon, 2003
2.	6	Oregon State, 1989
3.	5	UCLA, 2001
	5	Washington, 1997
	5	Wyoming, 1987
	5	Arizona State, 1986
	5	Pacific, 1969
	5	Washington, 1968
	5	Baylor, 1967
	5	San Jose State, 1962
	5	Pacific, 1960
	5	Idaho, 1953

INTERCEPTIONS - SEASON

1.	26	2001
2.	24	2003
	24	1989
4.	23	1968
5.	21	1983
	21	1960
7.	19	1997
	19	1959
	19	1949
10.	17	1973
	17	2002
	17	1987

INTERCEPTION YARDS - GAME

1.	148	San Jose State, 1962
2.	123	Pacific, 1960
3.	116	Arizona, 1991
4.	103	Arizona State, 1966
5.	102	Oregon, 2003
6.	98	Nevada, 2002
7.	96	BYU, 1989
8.	93	UCLA, 1969
9.	89	UCLA, 1993
10.	87	Wyoming, 1987

INTERCEPTION YARDS - SEASON

1.	405	2001
2.	364	1949
3.	332	1989
4.	308	1960
5.	303	2003
6.	257	2002
7.	255	1968
8.	252	1993
9.	247	1987
10.	233	1966

INTERCEPTION AVERAGE/RETURN - SEASON

1.	24.1	2003
2.	21.9	1990
3.	19.2	1949
4.	18.6	1996
5.	18.4	1993
6.	17.5	1962
7.	16.0	1977
8.	15.6	2001
9.	15.3	1986
10.	15.1	2002

INTERCEPTION TOUCHDOWNS - GAME

1.	2	Wyoming, 1987
2.	2	Arizona, 1987
3.	1	42 Games

INTERCEPTION TOUCHDOWNS - SEASON

1.	5	2001
2.	4	2003
	4	1987
4.	3	1960
	3	2006
6.	2	2002
	2	2000
	2	1993
	2	1990
	2	1989
	2	1966
	2	1960

PUNTING RECORDS

PUNTS - GAME

1.	15	Stanford, 1969
2.	12	UCLA, 1992
	12	Washington, 1968
3.	11	Illinois, 1994
	11	UCLA, 1994
	11	Oregon, 1994
	11	Arizona, 1994
	11	UCLA, 1993
	11	Oregon, 1982
	11	Idaho, 1978
	11	Idaho, 1970
	11	UCLA, 1969
	11	Pacific, 1969
	11	Idaho, 1968

PUNTS - SEASON

1.	97	1994
2.	83	1999
3.	82	2004
4.	81	1969
5.	79	2003
6.	74	1998
	74	1968
8.	73	1992
9.	72	2000
	72	1982

WSU TEAM GAME-SEASON RECORDS

PUNTING AVERAGE - GAME

1.	53.9	Colorado, 2003
2.	53.4	Arizona, 2004
3.	52.0	Wyoming, 1990
4.	51.0	Oregon State, 1984
5.	50.9	Wyoming, 1989
6.	49.8	Arizona State, 1989
7.	49.3	Oregon, 2006
8.	48.5	Oregon, 1959
9.	48.4	Oregon State, 1986
10.	48.3	California, 1977

PUNTING AVERAGE - SEASON

1.	44.8	1990
2.	44.7	1989
3.	44.4	1975
4.	43.4	1997
5.	43.3	1977
6.	42.8	2003
7.	41.9	2004
8.	41.7	1976
9.	41.6	1995
10.	41.6	1880

PUNTING YARDS - GAME

1.	612	Stanford, 1969
2.	526	Idaho, 1978
3.	480	UCLA, 1992
4.	469	Oregon, 1994
	469	Oregon, 1982
6.	460	Pacific, 1969
7.	458	Washington, 1968
8.	443	UCLA, 1993
9.	430	Stanford, 2003
10.	421	UCLA, 1994

PUNTING YARDS - SEASON

1.	3719	1994
2.	3433	2004
3.	3384	1999
4.	3380	2003
5.	3103	1969
6.	2956	1995
7.	2840	1998
8.	2806	1982
9.	2726	2000
10.	2703	1968

PUNT RETURN RECORDS

PUNT RETURNS - GAME

1.	10	1994
2.	9	San Jose State, 1996
	9	California, 1993
4.	8	Stanford, 2003
5.	8	Oregon State, 1995
6.	8	Idaho, 1972
7.	7	Arizona, 2004
	7	Arizona, 2003
	7	Oregon, 2002
	7	UCLA, 1993
	7	Oregon State, 1993
	7	Montana State, 1993
	7	California, 1984
	7	Utah, 1971
	7	San Jose State, 1968
	7	Nevada, 2005

PUNT RETURNS - SEASON

1.	50	2003
2.	46	1993
3.	43	1994
4.	42	2002
5.	38	2004
6.	37	2001
7.	37	1997
8.	37	1972
9.	35	1985
10.	33	1988
	33	1984
	33	1973
	33	1967

PUNT RETURN YARDS - GAME (80+)

1.	186	USL, 1997
2.	171	San Jose State, 1968
3.	163	Nevada, 2005
4.	153	Idaho, 1973
5.	129	San Jose State, 1959
6.	116	Stanford, 2003
7.	113	Idaho, 1968
8.	113	Oregon, 1983
9.	110	Montana State, 2002
10.	105	Boise State, 1997
11.	94	San Jose State, 1960

PUNT RETURN YARDS - SEASON

1.	527	1997
2.	486	2003
3.	476	1968
4.	473	2002
5.	439	1949
	439	2004
7.	404	1960
8.	398	1973
9.	361	1950
10.	354	1993

PUNT RETURN AVERAGE - SEASON (Min. 10 returns)

1.	16.4	1968
2.	15.0	1960
3.	14.9	1953
4.	14.4	1950
5.	14.2	1997
6.	14.2	1949
7.	13.3	1959
8.	12.6	1978
9.	12.1	1973
10.	11.6	2004
	11.6	2005

PUNT RETURN TOUCHDOWNS - GAME

1.	4	1968
2.	2	1972
	2	1985
4.	1	12 times

PUNT RETURN TOUCHDOWN - SEASON

1.	4	1968
2.	2	1973
	2	1985
	2	2002
	2	2004
6.	1	20 Times

KICKOFF RETURN RECORDS

KICKOFF RETURNS - GAME

1.	10	Iowa, 1969
2.	9	Montana State, 1954
3.	9	USC 1970
4.	9	USC, 1974
5.	9	Stanford, 1987
6.	9	Stanford, 1999
7.	8	9 times

KICKOFF RETURNS - SEASON

1.	68	1970
2.	55	1988
3.	53	1987
4.	50	1998
5.	50	1969
6.	48	1954
7.	46	1990
8.	45	1974
9.	45	1971
10.	44	1956

KICKOFF RETURN YARDS - GAME (120+)

1.	249	Oregon, 1998
2.	207	ASU, 1989
3.	199	OSU, 1963
4.	184	ASU, 1990
5.	174	Stanford, 1999
	174	USC, 1973
7.	173	Michigan, 1993
8.	172	Washington, 1976
9.	171	Fresno State, 1992
10.	169	Washington, 1953

KICKOFF RETURN YARDS - SEASON

1.	1212	1970
2.	1016	1998
3.	1010	1971
4.	910	1988
5.	905	1990
6.	885	1954
7.	843	1992
8.	841	1948
9.	838	1991
10.	833	1987

KICKOFF RETURN AVERAGE - SEASON (Min. 10)

1.	27.0	1941
2.	25.2	1966
3.	24.3	1963
4.	24.0	1948
5.	23.6	1964
6.	22.9	1968
7.	22.4	1971
8.	22.2	1992
9.	22.1	1996
10.	21.5	1991

KICKOFF RETURN TOUCHDOWNS - GAME

1.	1	25 times
----	---	----------

KICKOFF RETURN TOUCHDOWNS - SEASON

1.	2	1998
2.	2	1971
3.	2	1948
4.	2	1928
5.	1	17 times

SCORING RECORDS

TOUCHDOWNS - GAME

1.	14	Blair College, 1907
2.	14	Puget Sound, 1909
3.	12	Idaho, 1975
4.	11	Southwest Louisiana, 1997
5.	10	Spokane AC, 1907
6.	10	Eastern Washington, 1908
7.	10	Pacific (Ore.), 1924
8.	10	Montana, 1942
9.	9	Montana, 1930
10.	9	Montana State, 1985
11.	9	California, 1997

TOUCHDOWNS - SEASON

1.	64	1997
2.	53	2001
3.	53	1998
4.	52	2002
5.	47	2005
6.	45	2003
7.	43	1992
	43	1985
9.	41	1996
	41	1989
	41	1951

TOTAL POINTS - GAME

1.	86	Blair College, 1907
2.	84	Idaho, 1975
3.	74	Puget Sound, 1909
4.	73	Eastern Washington, 1908
5.	70	Spokane AC, 1907
6.	68	Montana, 1942
7.	65	Pacific (Ore.), 1924
8.	64	Montana State, 1985
9.	63	California, 1997
10.	61	Montana, 1930

TOTAL POINTS - SEASON

1.	483	1997
2.	431	2002
3.	420	2001
4.	415	1988
5.	394	2003
6.	368	2005
7.	351	1989
8.	337	1992
9.	317	1984
10.	314	1996

WSU TEAM GAME-SEASON RECORDS

POINTS KICKING - GAME

1.	16	BYU	1989
	16	Boise State	1997
3.	15	Temple	1992
	15	California	2001
	15	Purdue	2001
	15	New Mexico	2003
7.	14	Oregon	1984
	14	Montana State	1993
	14	Arizona State	1993
	14	Arizona State	2002
	14	Washington	2002

POINTS KICKING - SEASON

1.	116	2003
2.	113	2002
3.	101	2001
4.	99	1989
5.	93	1997
6.	91	1988
7.	84	2005
8.	80	1990
9.	77	1993
10.	73	1983

PAT ATTEMPTS - GAME

1.	12	Idaho	1975
2.	11	USL	1997
3.	9	Montana State	1985
	9	California	1997
5.	8	Oregon	1977
6.	7	13 Times	

PAT ATTEMPTS - SEASON

1.	60	1997
2.	52	2001
3.	49	2002
4.	47	1998
5.	45	2005
6.	40	1996
7.	40	2003
8.	37	1989
9.	36	1985
10.	35	1951
	35	1984
	35	2006

PAT MADE - GAME

1.	12	Idaho	1975
2.	11	USL	1997
3.	9	Montana State	1985
	9	California	1997
5.	8	Oregon	1977
6.	7	12 times	

PAT MADE - SEASON

1.	57	1997
2.	48	2001
3.	47	2002
4.	46	1988
5.	42	2005
6.	38	1996
7.	36	1989
8.	35	2003
9.	34	1985
10.	33	1992
	33	2006

CONSECUTIVE PAT - GAME

1.	12	1975
2.	11	1997
3.	9	1997
4.	8	1977
5.	7	6 times

CONSECUTIVE PAT - SEASON

1.	28	1999
2.	26	1987
3.	26	1992
4.	25	1995
5.	25	1977
6.	24	1986
7.	23	2001
8.	21	2005
9.	19	1994
10.	18	2002
	18	2006

MOST 50+ FIELD GOALS - GAME

1.	2	Oregon State	1981
2.	2	BYU	1989
3.	2	Fresno State	1991
4.	1	29 times	

MOST 50+ FIELD GOALS - SEASON

1.	6	1991
2.	5	1989
3.	5	1990
4.	2	1981
	2	1988
	2	1992
	2	1997
	2	1999

FIELD GOALS ATTEMPTED - GAME

1.	6	Kansas	1977
2.	5	Pacific	1980
	5	ASU	1993
	5	California	1993
	5	ASU	2002
	5	Washington	2002
	5	New Mexico	2003
8.	4	15 times	

FIELD GOALS ATTEMPTED - SEASON

1.	33	2002
2.	32	1993
3.	31	2003
4.	27	1989
5.	26	1990
6.	26	1983
7.	24	1972
8.	22	2001
	22	1991
	22	1980
	22	1973
	22	2005

FIELD GOALS MADE - GAME

1.	5	New Mexico	2003
2.	4	Kansas	1975
	4	Kansas	1977
	4	Tennessee	1984
	4	BYU	1989
	4	Arizona	1989
	4	Boise State	1998
	4	Washington	2002
9.	3	20 times	

FIELD GOALS MADE - SEASON

1.	27	2003
2.	22	2002
3.	21	1989
4.	18	2001
5.	17	1993
	17	1990
7.	16	1983
8.	15	1988
9.	14	1984
	14	2005

FIELD GOAL PERCENTAGE - GAME (Min. 3 attempts)

1.	1.000	5/5, New Mexico, 2003
2.	1.000	4/4, several times

FIELD GOAL PERCENTAGE - SEASON (Min. 15 att.)

1.	.871	2003
2.	.818	2001
3.	.750	1999
4.	.722	1992
5.	.702	1997
6.	.667	2002
7.	.636	2005
8.	.625	1987
	.625	1970
	.625	1971
	.625	2006

CONSECUTIVE FIELD GOALS - GAME

1.	1.000	5/5, New Mexico, 2003
2.	1.000	4/4, Tennessee, 1984
	1.000	4/4, BYU, 1989
	1.000	4/4, Arizona, 1989
	1.000	4/4, Boise State, 1998
	1.000	4/4, Washington, 2003
	1.000	4/4, Idaho, 2003

MOST FIELD GOALS ONE QUARTER

1.	3	3rd, Chuck Diedrick, Oregon State, 1976
----	---	---

DEFENSIVE TACKLE RECORDS

TOTAL TACKLES - GAME

1.	105	Arizona State, 1991
2.	99	Arizona, 1991
	99	USC, 1991
	99	Fresno State, 1991
5.	98	Oregon, 1992
	98	Arizona, 1999
	98	Oregon, 1999
8.	96	Arizona State, 2000
	96	Oregon, 2001
10.	95	Arizona State, 1999

PRIMARY TACKLES - GAME

1.	71	Arizona State, 1991
2.	70	USC, 1992
3.	64	Fresno State, 1992
	64	USC, 1991
	64	Arizona, 1991
	64	Stanford, 1991
7.	62	Oregon, 1993
8.	61	USC, 1993
	61	Ohio State, 1991
10.		

ASSISTED TACKLES - GAME

1.	71	UNLV, 1991
2.	54	Washington, 1991
3.	50	Arizona State, 2006
4.	46	California, 2006
	46	Arizona, 2006
6.	42	USC, 2006
7.	40	Washington, 1993
8.	36	Washington, 1995
9.	35	USC, 1991
	35	Arizona, 1991

TACKLES FOR LOSSES - SEASON (since 1985)

1.	109	2002 (-515 yards)
2.	100	1994 (-432)
3.	99	1993 (-468)
4.	98	2003 (-461)
5.	97	2001 (-338)
6.	89	2004 (-346)
7.	87	1992 (-419)
8.	86	1997 (-305)
9.	85	2001 (-338)
10.	82	2000 (-318)

TACKLES FOR LOSSES YARDS - GAME

1.	92	Oregon	1994
2.	91	Wyoming	1989
3.	86	Montana State	1993
4.	62	Stanford	2006
5.	59	Pacific	1993
	59	USC	2000
7.	52	Arizona State	1997
8.	49	California	1998
9.	46	Baylor	2006
10.	45	Oregon State	1993
	45	USC	2004
	45	Colorado	1996

WSU TEAM GAME-SEASON RECORDS

TACKLES FOR LOSSES YARDS - SEASON (since 1985)

1.	515	2002 (109 TFLs)
2.	461	2003 (98)
3.	468	1993 (99)
4.	432	1994 (100)
5.	419	1992 (87)
6.	358	1996 (79)
7.	346	2004 (89)
8.	338	2001 (97)
9.	318	2000 (82)
10.	312	2006 (80)

SACKS - SEASON (since 1979)

1.	55	2002 (-377 yards)
2.	50	2003 (-345)
3.	48	1989 (-299)
4.	42	1993 (-301)
	42	1994 (-282)
6.	40	2001 (-242)
7.	36	2006 (-211)
8.	34	2005 (-164)
9.	33	1981 (-207)
10.	32	1006 (-242)
	32	1983 (-228)
	32	2004 (-218)

SACKS YARDS - GAME

1.	84	Oregon	1994
2.	71	Wyoming	1989
3.	67	Montana State	1993
4.	64	Texas (Holiday Bowl)	2003
5.	61	Stanford	2006
6.	56	Arizona	2002
7.	54	Arizona State	2002
8.	50	Oregon State	2003
9.	46	Stanford	2001
10.	45	Grambling State	2005

SACKS YARDS - SEASON

1.	377	2002 (55 sacks)
2.	345	2003 (50)
3.	301	1993 (42)
4.	299	1989 (48)
5.	282	1994 (42)
6.	242	2001 (40)
7.	242	1996 (32)
8.	228	1983 (32)
9.	218	2004 (32)
10.	211	2006 (36)

FIRST DOWNS

FIRST DOWNS - TOTAL - GAME

1.	36	Montana, 1992
2.	34	Illinois, 1988
3.	33	Oregon State, 1991
	32	Montana State, 2001
	32	Fresno State, 1992
	32	Oregon State, 1988
	32	Oregon, 1977
	32	Idaho, 1972
9.	31	Minnesota, 1988
	31	Utah, 1985
	31	UNLV, 198332

FIRST DOWNS - TOTAL - SEASON

1.	316	1988
2.	280	1997
3.	265	2002
	265	2001
	265	1992
6.	258	1981
7.	256	2005
8.	255	1985
9.	249	2003
10.	243	2006

FIRST DOWNS - RUSHING - GAME

1.	23	Oregon, 1984
2.	21	Illinois, 1988
	21	Oregon State, 1988
	21	Oregon, 1977
5.	20	UNLV, 1983
	20	Idaho, 1975
7.	19	Montana State, 1985
	19	Stanford, 1972
	19	Villanova, 1965
10.	18	Six times

FIRST DOWNS - RUSHING - SEASON

1.	173	1988
2.	152	1981
3.	148	1985
4.	141	1973
	141	1984
6.	136	1982
7.	134	1980
8.	133	1975
9.	128	1979
10.	127	1974

FIRST DOWNS - PASSING - GAME

1.	17	Boise State, 1997
2.	18	ASU, 1997
	18	California, 2002
	18	California, 2001
5.	22	Montana, 1992
6.	21	Oregon State, 2005
7.	17	Arizona, 1992
	17	Arizona, 1991
9.	18	USC, 1976
10.	16	Four times

FIRST DOWNS - PASSING - SEASON

1.	161	1997
2.	148	2002
3.	147	2003
4.	146	1992
5.	142	1976
6.	140	2006
7.	132	1995
	132	2005
9.	129	2001
	129	1991

FIRST DOWNS - PENALTIES - GAME

1.	9	Idaho, 1970
2.	7	Oregon State, 2001
3.	6	Stanford, 1982
	6	UNLV, 1986
6	Washington, 1986	
6	Montana, 1992	
6	Oregon State, 1996	
6	Montana State, 2001	
6	California, 2001	
6	Oregon, 2002	
6	Arizona State, 2004	
6	Oregon State, 2004	

FIRST DOWNS - PENALTIES - SEASON

1.	46	2001
2.	34	2002
3.	33	1970
4.	29	1006
5.	27	2004
	27	1992
7.	26	1973
8.	25	1997
	25	1986
10.	24	1974

PENALTIES

PENALTIES - GAME

1.	20	Arizona State, 1993
2.	18	Illinois, 1997
	18	Utah, 1992
4.	17	Oregon, 1998
	17	Washington, 1997
	17	Oregon State, 1996
	17	Oregon State, 1995
8.	16	Stanford, 2003
	16	Washington, 1991
	16	USC, 1986
	16	California, 1955

PENALTIES - SEASON

1.	150	2003
2.	123	1997
3.	117	1992
4.	115	2000
5.	110	1999
	110	1996
7.	106	1993
	106	1991
9.	105	1994
10.	103	2002

PENALTY YARDS - GAME

1.	195	Arizona State, 1993
2.	189	Oregon State, 1996
3.	169	Washington, 1991
4.	160	Oregon, 1998
5.	153	Oregon State, 1995
6.	151	Washington, 1997
7.	145	Idaho, 1958
8.	144	Kansas, 1971
9.	141	Idaho, 1972
10.	137	Pittsburgh, 1995

PENALTY YARDS - SEASON

1.	1,230	2003
2.	1,076	1997
3.	984	1992
4.	984	1991
5.	952	1996
6.	928	2000
7.	889	1994
8.	875	1999
9.	872	2002
10.	868	1993

FUMBLES

FUMBLES - GAME

1.	10	UCLA, 1971
2.	9	Stanford, 1974
	9	UCLA, 1973
	9	Utah, 1972
5.	8	Oregon State, 1984
	8	Kansas, 1973
	8	Arizona, 1972
8.	7	Nine times

FUMBLES - SEASON

1.	62	1972
2.	50	1974
3.	48	1970
4.	47	1971
5.	46	1973
6.	42	1954
7.	41	1976
8.	40	1984
9.	40	1969
10.	39	1955

FUMBLES LOST - GAME

1.	5	Stanford, 1974
2.	6	UCLA, 1971
3.	5	Utah State, 1961
4.	4	20 times

FUMBLES LOST - SEASON

1.	26	1974
2.	25	1971
3.	22	1972
	22	1952
5.	21	1958
6.	20	1978
	20	1954
	20	1970
9.	19	1964
	19	1976
	19	1975
	19	1961

111 YEARS OF COUGAR FOOTBALL

COACH	YEARS	OVERALL				CONF.				HOME			AWAY			NEUTRAL			SPOKANE			
		W	L	T	PCT	W	L	T	PCT	W	L	T	W	L	T	W	L	T	W	L	T	
William Goodyear	1894	1	1	0	.500					0	0	0	1	1	0	0	0	0	0	0	0	0
Fred Waite	1895	2	0	0	1.000					1	0	0	1	0	0	0	0	0	0	0	0	0
David A. Brodie	1896	2	0	1	.833					1	0	0	0	0	1	1	0	0	0	0	0	0
Robert R. Gailey	1897	2	0	0	1.000					0	0	2	0	0	0	0	0	0	0	0	0	0
Frank Shively	1898-99	1	1	1	.500					1	0	1	0	1	0	0	0	0	0	0	0	0
William Allen	1900, 1902	6	3	1	.650					3	1	0	3	2	1	0	0	0	0	0	0	0
William Namack	1901	4	1	0	.800					3	0	0	1	1	0	0	0	0	0	0	0	0
James N. Ashmore	1903	3	3	2	.500					2	1	1	1	2	1	0	0	0	0	0	0	0
Everett M. Sweeley	1904-05	6	6	0	.500					4	1	0	2	4	0	0	1	0	0	0	0	0
John R. Bender	1906,07,12,14	21	12	0	.636					13	2	0	6	8	0	0	1	0	2	1	0	0
Walter Rheinschild	1908	4	0	2	.833					4	0	1	0	0	1	0	0	0	0	0	0	0
Willaim S. Kienholz	1909	4	1	0	.833					2	0	0	2	0	0	0	0	0	0	1	0	0
Oscar P. Osthoff	1910-11	5	6	0	.455					1	2	0	2	2	0	1	1	0	1	1	0	0
William H. Dietz	1915-17	17	2	1	.875	3	0	0	1.000	6	1	0	9	0	0	1	1	1	1	0	0	0
Emory Alvord	1918	1	1	0	.500					1	0	0	0	1	0	0	0	0	0	0	0	0
Gus Welch	1919-22	16	10	1	.611	6	10	1	.382	4	2	1	10	3	0	1	5	0	1	0	0	0
A. A. Exendine	1923-25	6	13	4	.348	3	10	2	.267	3	5	0	3	7	2	0	1	2	0	0	0	0
O. E. Hollingbery	1926-42	93	53	14	.625	64	43	10	.590	43	8	5	43	37	6	6	8	2	1	0	1	0
Phil Sarboe	1945-49	17	26	3	.402	15	21	3	.423	11	7	1	6	18	2	0	1	0	0	0	0	0
Forrest Evashevski	1950-51	11	6	2	.632	6	6	2	.500	3	1	2	6	4	0	0	0	0	2	1	0	0
Al Kircher	1952-55	13	25	2	.350	10	17	0	.370	5	5	1	7	18	1	0	0	0	1	2	0	0
Jim Sutherland	1956-63	37	39	4	.488	15	12	1	.554	11	8	0	21	22	4	0	0	0	5	9	0	0
Bert Clark	1964-67	15	24	1	.388	5	11	1	.324	4	5	0	8	13	1	0	0	0	3	6	0	0
Jim Sweeney	1968-75	26	59	1	.34	12	41	1	.231	8	9	0	13	35	0	0	2	0	5	13	1	0
Jackie Sherrill	1976	3	8	0	.390	2	5	0	.286	2	1	0	1	5	0	0	1	0	0	1	0	0
Warren Powers	1977	7	4	0	.636	3	4	0	.429	3	0	0	3	4	0	0	0	0	1	0	0	0
Jim Walden	1978-86	44	52	4	.460	30	37	2	.449	18	17	2	18	28	2	0	2	0	8	5	0	0
Dennis Erickson	1987-88	12	10	1	.543	6	8	1	.433	6	4	0	5	6	0	1	0	1	0	0	0	0
Mike Price	1989-2002	83	78	0	.515	49	63	0	.437	46	32	0	34	44	0	3	2	0	0	0	0	0
Bill Doba	2003-Present	25	22	0	.532	14	19	0	.424	13	12	0	11	10	0	1	0	0	0	0	0	0

COUGAR COACHES YEAR BY YEAR

YEAR-COACH	OVERALL			CONF.			HOME			AWAY			NEUTRAL			SPOKANE			CAPTAINS		
	W	L	T	W	L	T	W	L	T	W	L	T	W	L	T	W	L	T			
1894—Wm. Goodyear	1	1	0						1	1	0								Fred Long		
1895—Fred W. Waite	2	0	0				1	0	0	1	0	0							Frank Lowden		
1896—David A. Brodie	2	0	1				1	0	0	0	0	1	1	0	0				Milton McCroskey		
1897—Robert R. Gailey	2	0	0						2	0	0								Joe Winston		
1898—Frank Shively	0	0	1				0	0	1										Boyd Hamilton		
1899—Frank Shively	1	1	0				1	0	0	0	1	0							Boyd Hamilton		
1900—William Allen	4	0	1				1	0	0	3	0	1							J. O. Elton		
1901—William Namack	4	1	0				3	0	0	1	1	0							Arthur Hooper		
1902—William Allen	2	3	0				2	1	0	0	2	0							John Jones		
1903—James N. Ashmore	3	3	2				2	1	1	1	2	1							Clyde Gill		
1904—Everett M. Sweeley	2	2	0				0	1	0	2	1	0							Clyde Gill		
1905—Everett M. Sweeley	4	4	0				4	0	0	0	3	0	0	1	0				Elbert Stewart		
1906—John R. Bender	6	0	0				3	0	0	3	0	0							Harry Goldsworthy		
1907—John R. Bender	7	1	0				4	0	0	2	1	0		1	0	0			L. H. Nissen		
1908—Walter Rheinschild	4	0	2				4	0	1	0	0	1							Herbert Wexler		
1909—William S. Kienholz	4	1	0				2	0	0	2	0	0		0	1	0			Cecil Cave		
1910—Oscar P. Osthoff	2	3	0				0	1	0	1	0	0	1	1	0	0	1	0		Fredrick Hunter	
1911—Oscar P. Osthoff	3	3	0				1	1	0	1	2	0		1	0	0			Tom Fishback		
1912—John R. Bender	2	3	0				1	1	0	1	1	0		0	1	0			Joe Harter		
1913—John R. Bender	4	4	0				4	0	0	0	4	0							Leo Coulter		
1914—John R. Bender	2	4	0				1	1	0	0	2	0	0	1	0	0	1	0		Emory Alvord	
1915—William H. Dietz	7	0	0				3	0	0	3	0	0	1	0	0				Asa Clark		
1916—William H. Dietz	4	2	0				1	1	0	3	0	0	0	1	0				Benton Bangs		
1917—William H. Dietz	6	0	1			3	0	0	2	0	0	3	0	0	1	1	0	0		Clarence Zimmerman	
1918—Emory Alvord	1	1	0				1	0	0	0	1	0							None		
1919—Gus Welch	5	2	0			2	2	0	1	1	0	2	0	0	1	1	0	1	0		Richard Hanley
1920—Gus Welch	5	1	0			1	1	0	2	0	0	3	1	0						Fred Hamilton	

111 YEARS OF COUGAR FOOTBALL

YEAR-COACH	OVERALL			CONF.			HOME			AWAY			NEUTRAL			SPOKANE			CAPTAINS
	W	L	T	W	L	T	W	L	T	W	L	T	W	L	T	W	L	T	
1921—Gus Welch	4	2	1	2	1	1	1	0	1	3	0	0	0	2	0				Earl Dunlap
1922—Gus Welch	2	5	0	1	5	0	0	1	0	2	2	0	0	2	0				Ford Dunton
1923—A. A. Exendine	2	4	1	1	3	1	2	1	0	0	2	0	0	1	1				Vernard Hickey
1924—A. A. Exendine	1	5	2	0	4	1	1	2	0	0	3	1	0	0	1				Harold Slater
1925—A. A. Exendine	3	4	1	2	3	0	0	2	0	3	2	1							Duke Slater
1926—O. E. Hollingbery	6	1	0	4	1	0	3	0	0	3	1	0							
1927—O. E. Hollingbery	3	3	2	1	3	1	2	0	2	1	3	0							
1928—O. E. Hollingbery	7	3	0	4	3	0	3	0	0	3	3	0	1	0	0				Mel Dressel
1929—O. E. Hollingbery	10	2	0	4	2	0	5	0	0	4	2	0	1	0	0				Ernest "Bud" Hansen
1930—O. E. Hollingbery	9	1	0	6	0	0	3	0	0	5	0	0	1	1	0				Elmer Schwartz
1931—O. E. Hollingbery	6	4	0	4	3	0	3	0	0	2	3	0	1	1	0				Glenn "Turk" Edwards
1932—O. E. Hollingbery	7	1	1	5	1	1	4	0	0	3	1	1							George Sander
1933—O. E. Hollingbery	5	3	1	3	3	1	2	0	0	3	2	0	0	1	1				Frank Ingram
1934—O. E. Hollingbery	4	3	1	4	0	1	3	0	0	1	2	1	0	1	0				George Theodoratos
1935—O. E. Hollingbery	5	3	1	3	2	0	2	2	0	2	1	0	1	0	1				John Bley
1936—O. E. Hollingbery	6	3	1	6	2	1	3	1	0	3	2	1							Stan Smith
1937—O. E. Hollingbery	3	3	3	3	3	2	1	0	2	2	2	1	0	1	0				Chris Rumburg
1938—O. E. Hollingbery	2	8	0	1	7	0	0	3	0	2	4	0	0	1	0				
1939—O. E. Hollingbery	4	5	0	3	5	0	3	0	0	1	5	0							Dick Emerson
1940—O. E. Hollingbery	4	4	2	3	4	2	1	1	1	3	3	1							Don Greeley
1941—O. E. Hollingbery	6	4	0	5	3	0	3	1	0	3	2	0	0	1	0				Joe Beckman
1942—O. E. Hollingbery	6	2	2	5	1	1	2	0	0	2	1	1	1	1	0	1	0	1	
1943—No Football, WWII																			
1944—No Football, WWII																			
1945—Phil Sarboe	6	2	1	6	2	1	4	0	0	2	2	1							
1946—Phil Sarboe	1	6	1	1	5	1	1	2	0	0	4	1							Dick Abrams
1947—Phil Sarboe	3	7	0	2	5	0	1	3	0	2	4	0							T. Parry, F. Bacoka, J. Godfrey
1948—Phil Sarboe	4	5	1	4	3	1	3	0	1	1	4	0	0	1	0				Phil Claymore
1949—Phil Sarboe	3	6	0	2	6	0	2	2	0	1	4	0							
1950—Forest Evashevski	4	3	2	2	3	2	1	0	2	3	2	0			0	1	0		
1951—Forest Evashevski	7	3	0	4	3	0	2	1	0	3	2	0			2	0	0		
1952—Al Kircher	4	6	0	3	4	0	2	1	0	2	4	0			0	1	0		Don Steinbrunner
1953—Al Kircher	4	6	0	3	4	0	1	1	0	3	4	0			0	1	0		Bob Burkhart
1954—Al Kircher	4	6	0	3	4	0	2	1	0	1	5	0			1	0	0		"Duke" Washington
1955—Al Kircher	1	7	2	1	5	1	0	2	1	1	5	1							Jerry Brockey
1956—Jim Sutherland	3	6	1	2	5	1	1	2	0	2	2	1			0	2	0		
1957—Jim Sutherland	6	4	0	5	3	0	2	1	0	4	2	0			0	1	0		Gail Strait
1958—Jim Sutherland	7	3	0	6	2	0	2	0	0	4	2	0			1	1	0		
1959—Jim Sutherland	6	4	0				1	1	0	5	2	0			0	1	0		
1960—Jim Sutherland	4	5	1				1	1	0	2	3	1			1	1	0		
1961—Jim Sutherland	3	7	0				2	0	0	1	5	0			0	2	0		
1962—Jim Sutherland	5	4	1	1	1	0	1	1	0	2	2	1			2	1	0		
1963—Jim Sutherland	3	6	1	1	1	0	1	2	0	1	4	1			1	0	0		
1964—Bert Clark	3	6	1	1	2	1	1	2	0	1	3	1			1	1	0		
1965—Bert Clark	7	3	0	2	1	0	1	1	0	4	2	0			2	0	0		
1966—Bert Clark	3	7	0	1	3	0	1	1	0	2	3	0			0	3	0		
1967—Bert Clark	2	8	0	1	5	0	1	1	0	1	5	0			0	2	0		
1968—Jim Sweeney	3	6	1	1	3	1	0	2	0	1	4	0			2	0	1		
1969—Jim Sweeney	1	9	0	0	7	0	0	2	0	1	5	0			0	2	0		Bob Shoun, Bob Ewen
1970—Jim Sweeney	1	10	0	0	7	0	0	0	0	0	6	0			1	4	0		
1971—Jim Sweeney	4	7	0	2	5	0	0	0	0	3	4	0			1	3	0		
1972—Jim Sweeney	7	4	0	4	3	0	3	1	0	3	2	0	0	1	0	1	0	0	Bill Moos
1973—Jim Sweeney	5	6	0	4	3	0	3	0	0	2	5	0			0	1	0		Tom Poe, Greg Craighead

111 YEARS OF COUGAR FOOTBALL

YEAR-COACH	OVERALL			CONF.			HOME			AWAY			NEUTRAL			SPOKANE			CAPTAINS
	W	L	T	W	L	T	W	L	T	W	L	T	W	L	T	W	L	T	
1974—Jim Sweeney	2	9	0	1	6	0	1	2	0	1	4	0	0	1	0	0	2	0	
1975—Jim Sweeney	3	8	0	0	7	0	1	2	0	2	5	0				0	1	0	
1976—Jackie Sherrill	3	8	0	2	5	0	2	1	0	1	5	0	0	1	0	0	1	0	
1977—Warren Powers	7	4	0	3	4	0	3	0	0	3	4	0				1	0	0	
1978—Jim Walden	4	6	1	2	6	0	1	2	0	1	3	1				2	1	0	
1979—Jim Walden	5	6	0	4	4	0	1	1	0	3	3	0	0	1	0	1	1	0	
1980—Jim Walden	4	7	0	3	4	0	2	2	0	2	3	0				0	2	0	Samoa, Kennedy, Fiones, Pelluer
1981—Jim Walden	8	3	1	5	2	1	3	0	1	3	2	0	0	1	0	2	0	0	Beach, McKay, Walker, Sorensen
1982—Jim Walden	3	7	1	2	4	1	1	2	1	1	4	0				1	1	0	
1983—Jim Walden	7	4	0	5	3	0	2	2	0	3	2	0				2	0	0	
1984—Jim Walden	6	5	0	4	3	0	3	2	0	3	3	0							
1985—Jim Walden	4	7	0	3	5	0	2	3	0	2	4	0							Cedric Brown, Mark Rypien, Rueben Mayes, Eric Howard
1986—Jim Walden	3	7	1	2	6	1	3	3	0	0	4	1							Porter, Taylor, Reynolds, Forde
1987—Dennis Erickson	3	7	1	1	5	1	3	2	0	0	5	0	0	0	1				Leighton, Calvin, Forde, Hasty
1988—Dennis Erickson	9	3	0	5	3	0	3	2	0	5	1	0	1	0	0				Timm Rosenbach, Ivan Cook
1989—Mike Price	6	5	0	3	5	0	3	2	0	3	3	0							Grayson, Savage, Husby, Stallworth
1990—Mike Price	3	8	0	2	6	0	1	4	0	2	4	0							Brad Gossen, Chris Moton
1991—Mike Price	4	7	0	3	5	0	2	3	0	2	4	0							Lewis Bush, Lee Tillemann
1992—Mike Price	9	3	0	5	3	0	5	1	0	3	2	0	1	0	0				Garman, Bush, Wright-Fair
1993—Mike Price	5	6	0	3	5	0	4	1	0	1	5	0							Pattinson, McClanahan, Waldron
1994—Mike Price	8	4	0	5	3	0	3	2	0	4	2	0	1	0	0				Childs, Reis, Hayes
1995—Mike Price	3	8	0	2	6	0	3	2	0	0	6	0							Chris Hayes, Marc McCloskey
1996—Mike Price	5	6	0	3	5	0	3	2	0	2	4	0							James Darling, Scott Sanderson
1997—Mike Price	10	2	0	7	1	0	6	0	0	4	1	0	0	1	0				Cory Withrow, Dorian Boose
1998—Mike Price	3	8	0	0	8	0	2	4	0	1	4	0							Rainville, Holmes, Gleason
1999—Mike Price	3	9	0	1	7	0	2	4	0	1	5	0							Gleason, Taylor, Hollimon
2000—Mike Price	4	7	0	2	6	0	1	5	0	3	2	0							Gesser, Zubedi, Matson, Hawkins
2001—Mike Price	10	2	0	6	2	0	5	1	0	4	1	0	1	0	0				Gesser, Thielbahr, Newman, Minnich
2002—Mike Price	10	3	0	7	1	0	6	1	0	4	1	0	0	1	0				Gesser, Trufant, Nettles
2003—Bill Doba	10	3	0	6	2	0	6	0	0	3	3	0	1	0	0				Kegel, Coleman, Genatone
2004—Bill Doba	5	6	0	3	5	0	2	4	0	3	2	0	0	0	0				Swogger, Lightbody, Abdullah, Derting
2005—Bill Doba	4	7	0	1	7	0	2	4	0	2	3	0	0	0	0				Bienemann, Harrison, Derting, Basler
2006—Bill Doba	6	6	0	4	5	0	3	4	0	3	2	0	0	0	0				Brink, Bruce, Davis, Hill
WSU'S ALL-TIME TOTALS	487	466	45	243	306	25	222	124	15	219	276	22	15	26	6	31	40	2	
TOTAL GAMES	998			574			359			517			47			73			
WINNING PERCENTAGE	.511			.445			.636			.445			.383			.438			

THE CHIEFS



Four of Washington State's early football coaches were graduates of the Carlisle Indian School in Pennsylvania. They were (far left) Frank Shively (1898-99, 1-1-1 record), (second from left) William "Lone Star" Dietz (1915-17, 17-2-1 record, including Rose Bowl team from 1915), (second from right) Gus Welch (1919-22, 16-10-1 record) and (far right) A. A. Exendine (1923-25, 6-13-4 record).

ASSISTANT FOOTBALL COACHES, ALL-TIME

LAST NAME	FIRST NAME	TENURE	YEARS	HEAD COACHES
Adams	Sam	1966-1967	2	Sutherland
Akey	Robb	1999-2002	4	Price
Akey	Robb	2003-2006	4	Doba
Angelo	Joe	1948-1949	2	Sarboe
Applequist	Harry "Hack"	1920-1923	4	Welch
Applequist	Harry "Hack"	1924-1925	2	Exendine
Arnold	Dave	1987-1988	2	Erickson
Bailey	Arthur "Buck"	1926-1942	17	Hollingbery
Bailey	Arthur "Buck"	1925-1949	5	Sarboe
Bailey	Arthur "Buck"	1950-1951	2	Evashevski
Bailey	Arthur "Buck"	1952-1955	4	Kircher
Bailey	Arthur "Buck"	1956-1956	1	Sutherland
Ball	Chris	2000-2002	3	Price
Beechner	Dick	1977-1977	1	Powers
Blazine	Tony	1949-1949	1	Sarboe
Blier	Ray	1960-1963	4	Sutherland
Block	King	1964-1967	4	Clark
Bratkowski	Bob	1987-1988	2	Erickson
Braun	Ray	1972-1973	2	Sweeney
Bray	Craig	1987-1988	2	Erickson
Bray	Craig	1994-1999	6	Price
*Broussard	Steve	2007-Present	First	Doba
Burrow	Jim	1982-1986	5	Walden
Burnnett	Leon	1971-1971	1	Sweeney
*Burnnett	Leon	2003-Present	4	Doba
Campbell	Bob	1945-1945	1	Sarboe
Campbell	Hugh	1968-1968	1	Sweeney
Campo	Dave	1976-1976	1	Sherrill
Carlson	Roy	1959-1961	3	Sutherland
Carr	Gerald	1989-1990	2	Price
Chatfield	Chuck	1961-1962	2	Sutherland
Church	Mike	1976-1977	2	Sherrill/Powers
Cody	Ed	1961-1961	1	Sutherland
Connelly	Bob	2001-2002	2	Price
Cords	Bill	1972-1976	5	Sweeney/Sherrill
Cuble	Walt	1969-1974	6	Sweeney
Daniels	John	1981-1981	1	Walden
Diedrick	Bill	1989-1990	2	Price
Doba	Bill	1989-2002	14	Price
Donovan	Larry	1972-1975	4	Sweeney
Dunn	Kasey	1998-2002	5	Price
Ellerbe	Roosevelt	1970-1970	1	Sweeney
Elliott	Dave	1979-1986	8	Walden
Elway	Jack	1971-1975	4	Sweeney
Emanuel	Gary	1994-1996	3	Price
Ennis	Jim	1946-1947	2	Sarboe
Enos	Rod	1962-1963	2	Sutherland
Erickson	Pinky	1968-1970	3	Sweeney
Erkenbeck	Jim	1968-1971	4	Sweeney
Everson	Tom	1987-1988	2	Erickson
Fabris	Jon	1982-1986	5	Walden
Faiman	John	1977-1977	1	Powers
Farman	Dick	1945-1945	1	Sarboe
Fletcher	Felix	1945-1945	1	Sarboe
Flora	Bob	1950-1951	2	Evashevski
Frutig	Ed	1950-1951	2	Evashevski
Gagnon	Gary	1978-1986	9	Walden
Gambold	Bob	1952-1952	1	Kircher
Gambold	Bob	1956-1960	5	Sutherland
Gentry	Dale	1952-1955	4	Kircher
Glover	Rich	1977-1980	4	Walden
Godfrey	Herb	1946-1946	1	Sarboe
Goodsell	Charles	1902-1902	1	Namack
Greene	Ken	2003-2006	4	Doba
Grover	Roger	1952-1954	3	Kircher
Hampton	Russ	1961-1963	3	Sutherland
Holland	Sonny	1968-1968	1	Sweeney
Hoptowitz	Al	1947-1047	1	Sarboe
Hughes	Lindsey	1978-1986	9	Walden
Huhta	Elmer	1946-1946	1	Sarboe
Huston	Ralph	1910-1910	1	Osthoff
Jankovich	Sam	*1968-1971	4	Sweeney
Karmelowicz	Bob	1987-1988	2	Erickson
Keele	Tom	1974-1975	2	Sweeney
Kirby	Rod	1976-1976	1	Sherrill
Kircher	Al	1950-1951	2	Evashevski
Lappano	Tim	1987-1991	5	Erickson/Price
Leahy	Bob	1976-1976	1	Sherrill
*Levenseller	Mike	1992-2002	11	Price
*Levenseller	Mike	2003-Present	4	Doba

LAST NAME	FIRST NAME	TENURE	YEARS	HEAD COACHES
Lewis	Larry	1989-1998	10	Price
Lincoln	Keith	1971-1972	2	Sweeney
Lindsey	Don	1968-1969	2	Sweeney
Livingston	Lawrence	1995-1997	3	Price
*Long	Marty	2007-Present	First	Doba
Lounsbury	Jim	1957-1958	2	Sutherland
Lubick	Sonny	1988-1988	1	Erickson
Martin	Jerry	1963-1963	1	Sutherland
Marvin	Joe	1964-1965	2	Clark
McDonell	John	1989-2000	12	Price
McLaughlin	Leon	1956-1956	1	Sutherland
Mims	Ron	1972-1975	4	Sweeney
Morton	Steve	1978-1986	9	Walden
Nelson	John	1964-1967	4	Clark
Niemi	Laurie	1958-1960	3	Sutherland
Niemi	Laurie	1964-1967	4	Clark
Okuneff	Gerry	1962-1962	1	Sutherland
Padilla	Bob	1980-1981	2	Walden
Parry	Tom	1959-1960	2	Sutherland
Patterson	Andre	1992-1993	2	Price
*Peterson	Greg	2006-Present	1	Doba
Pflugrad	Robin	2002-2002	1	Price
Pflugrad	Robin	2003-2005	3	Doba
Porter	George	1963-1963	1	Sutherland
Preston	Buzz	1994-1997	4	Price
Price	Aaron	2001-2002	2	Price
Price	Eric	1998-2000	3	Price
Price	Mike	1974-1975	2	Sweeney
Price	Mike	1976-1976	1	Sherrill
Price	Mike	1977-1977	1	Powers
Rader	Ralph	1908-1908	1	Rheinschild
Ricardo	Scott	1980-1980	1	Walden
Roach	Dick	1974-1975	2	Sweeney
*Rosenbach	Timm	2003-Present	4	Doba
Ross	Robin	1986-1986	1	Walden
Ruel	Pat	1978-1981	6	Walden
Sandahl	Al	1978-1978	1	Walden
Sanders	Mel	1981-1986	6	Walden
Sandberg	Roy	1948-1948	1	Sarboe
Scarry	Mike	1954-1955	2	Kircher
Schlademan	Karl	1926-1942	17	Hollingbery
Sewell	Bill	1946-1948	3	Sarboe
Shanley	Jim	1964-1970	7	Clark/Sweeney
Simpson	Bob	1969-1973	5	Sweeney
Skipper	Kelly	2003-2006	4	Doba
Smith	Gregg	1987-1988	2	Erickson
Smith	John L.	1987-1988	2	Erickson
Smith	Rowland	1964-1967	4	Clark
Stavely	Dan	1949-1949	1	Sarboe
Stavely	Dan	1950-1951	2	Evashevski
Stavely	Dan	1952-1955	4	Kircher
Stavely	Dan	1956-1957	2	Sutherland
Thorton	J.E.	1911-1911	1	Osthoff
Tiller	Joe	1971-1973	3	Sweeney
Tiller	Joe	1989-1990	2	Price
Tippett	Howard	1976-1976	1	Sherrill
Torchio	Lloyd	1956-1958	3	Sutherland
Tyler	Tom	1915-1915	1	Dietz
Walden	Jim	1977-1977	1	Powers
Walker	Dave	1976-1979	4	Walden
*Walker	Mike	1997-2002	6	Price
*Walker	Mike	2003-Present	4	Doba
*Walkosky	Dave	2007-Present	First	Doba
Wamsley	Jerry	1978-1978	1	Walden
Wheeler	Harold	1979-1982	4	Walden
Wight	Del	1982-1985	4	Walden
Wight	Del	1991-1991	1	Price
Williams	Ted	1991-1993	3	Price
Wood	Alex	1987-1988	2	Erickson
Woody	Ken	1978-1986	9	Walden
Yaralian	Zaven	1977-1977	1	Powers
*Yarno	George	1991-1994	4	Price
*Yarno	George	2003-Present	4	Doba
Zeches	Jim	1989-2000	12	Price
Zimmer	Mike	1989-1993	5	Price

WSU HEAD COACHES, 1960-Present: Jim Sutherland 1956-63; Bert Clark 1964-67; Jim Sweeney 1968-75; Jackie Sherrill 1976; Warren Powers 1977; Jim Walden 1978-86; Dennis Erickson 1987-88; Mike Price 1989-2002, Bill Doba 2003-Present.

* = Currently on the staff

WSU FOOTBALL COACHES, 1894-2006

1894: William Goodyear
1895: Fred W. Waite
1896: David A. Brodie
1897: Robert R. Gailey
1898: Frank Shively
1899: Frank Shively
1900: William L. Allen
1901: W. H. Namack
1902: W. H. Namack
Assistant: Charles Goodsell
1903: J. N. Ashmore
1904: Everett M. Sweeley
1905: John R. Bender
1906: John R. Bender
1907: John R. Bender
1908: Walter Rheinschild
Assistant: Ralph "Fat" Rader
1909: William S. Kienholz
1910: Oscar P. Osthoff
Assistant: Ralph Huston
1911: Oscar P. Osthoff
Assistant: J. E. Thornton
1912: John R. Bender
1913: John R. Bender
1914: John R. Bender
1915: William H. "Lone Star" Dietz
Assistant: Tom Tyrer
1916: William H. "Lone Star" Dietz
1917: William H. "Lone Star" Dietz
1918: Emory Alvord
1919: Gustavus "Gus" Welch
1920: Gustavus "Gus" Welch
Assistant: Harry A. "Hack" Applequist
1921: Gustavus "Gus" Welch
Assistant: "Hack" Applequist
1922: Gustavus "Gus" Welch
Assistant: "Hack" Applequist
1923: Gustavus "Gus" Welch
Assistant: "Hack" Applequist
1924: Albert A. Exendine
Assistant: "Hack" Applequist
1925: Albert A. Exendine
Assistant: "Hack" Applequist
1926: Orin E. "Babe" Hollingbery
Assistants: Arthur B. "Buck" Bailey and Karl Schlademan
1927: Orin E. "Babe" Hollingbery
Assistants: "Buck" Bailey and Karl Schlademan
1928: Orin E. "Babe" Hollingbery
Assistants: "Buck" Bailey and Karl Schlademan
1929: Orin E. "Babe" Hollingbery
Assistants: "Buck" Bailey and Karl Schlademan
1930: Orin E. "Babe" Hollingbery
Assistants: "Buck" Bailey and Karl Schlademan
1931: Orin E. "Babe" Hollingbery
Assistants: "Buck" Bailey and Karl Schlademan
1932: Orin E. "Babe" Hollingbery
Assistants: "Buck" Bailey and Karl Schlademan
1933: Orin E. "Babe" Hollingbery
Assistants: "Buck" Bailey and Karl Schlademan
1934: Orin E. "Babe" Hollingbery
Assistants: "Buck" Bailey and Karl Schlademan
1935: Orin E. "Babe" Hollingbery
Assistants: "Buck" Bailey and Karl Schlademan
1936: Orin E. "Babe" Hollingbery
Assistants: "Buck" Bailey and Karl Schlademan
1937: Orin E. "Babe" Hollingbery
Assistants: "Buck" Bailey and Karl Schlademan
1938: Orin E. "Babe" Hollingbery
Assistants: "Buck" Bailey and Karl Schlademan
1939: Orin E. "Babe" Hollingbery
Assistants: "Buck" Bailey and Karl Schlademan
1940: Orin E. "Babe" Hollingbery
Assistants: "Buck" Bailey and Karl Schlademan
1941: Orin E. "Babe" Hollingbery
Assistants: "Buck" Bailey and Karl Schlademan
1942: Orin E. "Babe" Hollingbery
Assistants: "Buck" Bailey and Karl Schlademan
1943: (No football. WWII)
1944: (No football. WWII)
1945: Phil Sorboe
Assistants: "Buck" Bailey, Bob Campbell, Felix Fletcher, and Dick Farman.

1946: Phil Sorboe
Assistants: "Buck" Bailey, Elmer Huhta, Jimmy Ennis, Herb Godfrey, and Bill Sewell.
1947: Phil Sorboe
Assistants: "Buck" Bailey, Jimmy Ennis, Al Hoptowitz, and Bill Sewell.
1948: Phil Sarboe
Assistants: "Buck" Bailey, Bill Sewell, Joe Angelo, and Roy Sandberg.
1949: Phil Sarboe
Assistants: "Buck" Bailey, Joe Angelo, Dan Stavely and Tony Blazine
1950: Forest Evashevski
Assistants: Al Kircher, Ed Frutig, Bob Flora and "Buck" Bailey
1951: Forest Evashevski
Assistants: Al Kircher, Ed Frutig, Bob Flora and "Buck" Bailey
1952: Alton S. "Al" Kircher
Assistants: Dan Stavely, Dale Gentry, Roger Grove, Bob Gambold and "Buck" Bailey
1953: Alton S. "Al" Kircher
Assistants: Dan Stavely, Dale Gentry, Roger Grove and "Buck" Bailey
1954: Alton S. "Al" Kircher
Assistants: Mike Scarry, Dan Stavely, Dale Gentry, Roger Grove and "Buck" Bailey
1955: Alton S. "Al" Kircher
Assistants: Mike Scarry, Dale Gentry, Dan Stavely and "Buck" Bailey
1956: Jim Sutherland
Assistants: Leon McLaughlin, Dan Stavely, Bob Gambold, Lloyd Torchio and "Buck" Bailey
1957: Jim Sutherland
Assistants: Dan Stavely, Bob Gambold, Lloyd Torchio and Jim Lounsberry
1958: Jim Sutherland
Assistants: Bob Gambold, Jim Lounsberry, Lloyd Torchio, and Laurie Niemi
1959: Jim Sutherland
Assistants: Bob Gambold, Laurie Niemi, Roy Carlson and Tom Parry
1960: Jim Sutherland
Assistants: Bob Gambold, Laurie Niemi, Roy Carlson, Tom Parry and Ray Blier
1961: Jim Sutherland
Assistants: Roy Carlson, Ray Blier, Ed Cody, Chuck Chatfield and Russ Hampton
1962: Jim Sutherland
Assistants: Ray Blier, Chuck Chatfield, Russ Hampton, Rod Enos and Gerry Okuneff
1963: Jim Sutherland
Assistants: Ray Blier, Russ Hampton, Rod Enos, Jerry Martin and George Porter
1964: Bert Clark
Assistants: Laurie Niemi, King Block, Rowland "Red" Smith, Joe Marvin, Jim Shanley and John Nelson
1965: Bert Clark
Assistants: Laurie Niemi, King Block, "Red" Smith, Joe Marvin, Jim Shanley and John Nelson
1966: Bert Clark
Assistants: Laurie Niemi, King Block, "Red" Smith, Jim Shanley, John Nelson and Sam Adams
1967: Bert Clark
Assistants: Laurie Niemi, King Block, "Red" Smith, Jim Shanley, John Nelson and Sam Adams
1968: Jim Sweeney
Assistants: Sam Jankovich, Robert "Pinky" Erickson, Jim Erkenbeck, Allyn "Sonny" Holland, Jim Shanley, Don Lindsey and Hugh Campbell
1969: Jim Sweeney
Assistants: Sam Jankovich, Jim Shanley, Don Lindsey, Jim Erkenbeck, Bob Simpson, "Pinky" Erickson, and Walt Cubley
1970: Jim Sweeney
Assistants: Sam Jankovich, Jim Shanley, Jim Erkenbeck, Bob Simpson, "Pinky" Erickson, Walt Cubley and Roosevelt Elerbe

1971: Jim Sweeney
Assistants: Sam Jankovich, Jim Erkenbeck, Bob Simpson, Leon Burnnett, Joe Tiller, and Keith Lincoln, Walt Cubley
1972: Jim Sweeney
Assistants: Bob Simpson, Joe Tiller, Walt Cubley, Keith Lincoln, Ray Braun, Larry Donovan, Bill Cords, Jack Elway and Ron Mims
1973: Jim Sweeney
Assistants: Bob Simpson, Joe Tiller, Walt Cubley, Ray Braun, Larry Donovan, Jack Elway, Bill Cords and Ron Mims
1974: Jim Sweeney
Assistants: Walt Cubley, Larry Donovan, Jack Elway, Bill Cords, Ron Mims, Tom Keele, Mike Price and Dick Roach
1975: Jim Sweeney
Assistants: Larry Donovan, Jack Elway, Bill Cords, Tom Keele, Ron Mims, Mike Price and Dick Roach
1976: Jackie Sherrill
Assistants: Bob Leahy, Howard Tippett, Bill Cords, Dave Walker, Mike Price, Dave Campo, Ron Kirby, and Michael Church
1977: Warren Powers
Assistants: Dick Beechner, Mike Price, Dave Walker, Jim Walden, Rich Glover, John Faiman, Michael Church, and Zaven Yalalian
1978: Jim Walden
Assistants: Mike Church, Gary Gagnon, Rich Glover, Lindsay Hughes, Steve Morton, Pat Ruel, Al Sandahl, Dave Walker, Jerry Wamsley, and Ken Woody
1979: Jim Walden
Assistants: Dave Elliott, Gary Gagnon, Rich Glover, Lindsay Hughes, Steve Morton, Pat Ruel, Dave Walker, Harold Wheeler, and Ken Woody
1980: Jim Walden
Assistants: Dave Elliott, Gary Gagnon, Rich Glover, Lindsay Hughes, Steve Morton, Bob Padilla, Scott Ricardo, Pat Ruel, and Ken Woody
1981: Jim Walden
Assistants: John Daniels, Dave Elliott, Gary Gagnon, Lindsay Hughes, Steve Morton, Bob Padilla, Pat Ruel, Melvin Sanders, Harold Wheeler, Ken Woody
1982: Jim Walden
Assistants: Jim Burrow, Dave Elliott, Jon Fabris, Gary Gagnon, Lindsay Hughes, Steve Morton, Melvin Sanders, Harold Wheeler, Del Wight, and Ken Woody
1983: Jim Walden
Assistants: Jim Burrow, Dave Elliott, Jon Fabris, Gary Gagnon, Lindsay Hughes, Steve Morton, Mel Sanders, Del Wight, and Ken Woody
1984: Jim Walden
Assistants: Jim Burrow, Dave Elliott, Jon Fabris, Gary Gagnon, Lindsay Hughes, Steve Morton, Mel Sanders, Del Wight, and Ken Woody
1985: Jim Walden
Assistants: Jim Burrow, Dave Elliott, Jon Fabris, Gary Gagnon, Lindsay Hughes, Steve Morton, Mel Sanders, Del Wight, and Ken Woody
1986: Jim Walden
Assistants: Jim Burrow, Dave Elliott, Jon Fabris, Gary Gagnon, Lindsay Hughes, Steve Morton, Robin Ross, Mel Sanders and Ken Woody
1987: Dennis Erickson
Assistants: Dave Arnold, Bob Bratkowski, Craig Bray, Tom Everson, Bob Karmelowicz, Tim Lappano, Gregg Smith, John Smith, and Alex Wood
1988: Dennis Erickson
Assistants: Dave Arnold, Bob Bratkowski, Craig Bray, Tom Everson, Bob Karmelowicz, Tim Lappano, Gregg Smith, John Smith, and Alex Wood

1989: Mike Price
Assistants: Joe Tiller, Mike Zimmer, Gerald Carr, Bill Diedrick, Bill Doba, Tim Lappano, Larry Lewis, John McDonell, and Jim Zeches
1990: Mike Price
Assistants: Joe Tiller, Mike Zimmer, Gerald Carr, Bill Diedrick, Bill Doba, Tim Lappano, Larry Lewis, John McDonell, and Jim Zeches
1991: Mike Price
Assistants: George Yarno, Mike Zimmer, Ted Williams, Del Wight, Bill Doba, Tim Lappano, Larry Lewis, John McDonell, and Jim Zeches
1992: Mike Price
Assistants: Bill Doba, Mike Zimmer, Ted Williams, Mike Levenseller, Larry Lewis, John McDonell, Andre Patterson, George Yarno, and Jim Zeches
1993: Mike Price
Assistants: Bill Doba, Mike Zimmer, Ted Williams, Mike Levenseller, Larry Lewis, John McDonell, Andre Patterson, George Yarno, and Jim Zeches
1994: Mike Price
Assistants: Larry Lewis, Bill Doba, John McDonell, Craig Bray, Buzz Preston, Mike Levenseller, Gary Emanuel, George Yarno, and Jim Zeches
1995: Mike Price
Assistants: Craig Bray, Bill Doba, Gary Emanuel, Mike Levenseller, Larry Lewis, Lawrence Livingston, John McDonell, Buzz Preston, Jim Zeches.
1996: Mike Price
Assistants: Craig Bray, Bill Doba, Gary Emanuel, Mike Levenseller, Larry Lewis, Lawrence Livingston, John McDonell, Buzz Preston, Jim Zeches.
1997: Mike Price
Assistants: Craig Bray, Bill Doba, Mike Levenseller, Larry Lewis, Lawrence Livingston, John McDonell, Buzz Preston, Mike Walker, Jim Zeches.
1998: Mike Price
Assistants: Craig Bray, Bill Doba, Kasey Dunn, John McDonell, Buzz Preston, Mike Walker, Jim Zeches.
1999: Mike Price
Assistants: Robb Akey, Craig Bray, Bill Doba, Kasey Dunn, Mike Levenseller, John McDonell, Eric Price, Mike Walker, Jim Zeches.
2000: Mike Price
Assistants: Robb Akey, Chris Ball, Bill Doba, Kasey Dunn, Mike Levenseller, John McDonell, Eric Price, Mike Walker, Jim Zeches.
2001: Mike Price
Assistants: Robb Akey, Chris Ball, Bob Connelly, Bill Doba, Kasey Dunn, Mike Levenseller, Aaron Price, Mike Walker, Robin Pflugrad.
2002: Mike Price
Assistants: Robb Akey, Chris Ball, Bob Connelly, Bill Doba, Kasey, Dunn, Mike Levenseller, Robin Pflugrad, Aaron Price, Mike Walker.
2003: Bill Doba
Assistants: Robb Akey, Leon Burnnett, Ken Greene, Mike Levenseller, Robin Pflugrad, Timm Rosenbach, Kelly Skipper, Mike Walker, George Yarno
2004: Bill Doba
Assistants: Robb Akey, Leon Burnnett, Ken Greene, Mike Levenseller, Robin Pflugrad, Timm Rosenbach, Kelly Skipper, Mike Walker, George Yarno
2005: Bill Doba
Assistants: Robb Akey, Leon Burnnett, Ken Greene, Mike Levenseller, Robin Pflugrad, Timm Rosenbach, Kelly Skipper, Mike Walker, George Yarno
2006: Bill Doba
Assistants: Robb Akey, Leon Burnnett, Ken Greene, Mike Levenseller, Greg Peterson, Timm Rosenbach, Kelly Skipper, Mike Walker, George Yarno

WSU ALL-TIME RECORD VS. OPPONENTS

(Teams in **bold** are the 2007 opponents)

FIRST-LAST GAME	SCHOOL	WSU WON	WSU LOST	WSU TIED	WSU POINTS	POINTS AGAINST	PERCENT WSU WINS
1930-1930	Alabama, University of (Rose Bowl)	0	1	0	0	24	.000
1963-2006	Arizona, University of	13	21	0	760	849	.382
1960-2006	Arizona State University	12	19	2	805	907	.394
1963-1980	Army	1	1	1	52	62	.500
2006-2006	Auburn	0	1	0	14	40	.000
1984-1984	Ball State	1	0	0	16	14	1.000
1952-2006	Baylor University	2	3	0	45	79	.400
1906-1907	Blair Business College	2	0	0	97	0	1.000
1908-1913	Bremerton Navy	2	0	0	70	12	1.000
1981-1990	Brigham Young	1	2	0	118	129	.333
1997-2001	Boise State	4	0	0	174	77	1.000
1915-1915	Brown University (Rose Bowl)	1	0	0	14	0	1.000
1910-2006	California, University of	25	38	5	1194	1557	.404
1926-1932	College of Idaho	7	0	0	315	12	1.000
1981-2004	Colorado, University of	2	4	0	109	121	.333
1896-1896	Company C-NWG	1	0	0	24	0	1.000
1909-1960	Denver, University of	0	2	0	32	39	.000
1934-1934	Detroit, University of	0	1	0	0	6	.000
1907-1908	Eastern Washington State University	2	0	0	119	0	1.000
1987-1994	Fresno State	3	1	0	134	98	.750
1911-1941	Gonzaga University	18	5	3	497	120	.750
2005-2005	Grambling State University	1	0	0	48	7	1.000
1925-1999	Hawaii, University of	2	1	0	61	41	.667
1925-1925	Honolulu All-Stars	1	0	0	24	7	1.000
1929-1929	Honolulu Townies	1	0	0	12	0	1.000
1959-1988	Houston, University of	2	1	0	63	61	.667
1894-2006	Idaho, University of	69	17	3	1872	700	.792
1969-1998	Illinois, University of (Urbana-Champaign)	5	2	0	168	114	.714
1961-1965	Indiana University (Bloomington)	2	1	0	36	55	.667
1953-1969	Iowa, University of	1	3	1	81	149	.300
1955-1977	Kansas, University of	2	7	0	110	218	.222
1896-1905	Lewiston	4	1	1	102	18	.750
1997-1998	Louisiana-Lafayette	2	0	0	121	7	1.000
1983-1997	Michigan, University of	0	4	0	65	126	.000
1942-1977	Michigan State University	2	5	0	95	103	.286
1965-1988	Minnesota, University of (Minneapolis)	3	2	0	111	111	.600
1961-1961	Missouri, University of (Columbia)	0	1	0	6	28	.000
1903-1995	Montana, University of	32	2	0	886	178	.941
1905-2001	Montana State University	6	0	0	263	84	1.000
1927-1929	Mount St. Charles	1	0	1	44	6	.750
1910-1919	Multnomah Athletic Club (Portland)	2	1	0	58	7	.667
1920-1995	Nebraska, University of (Lincoln)	3	1	0	95	77	.750
2002-2005	Nevada-Reno	2	0	0	86	28	1.000
1978-1991	Nevada-Las Vegas	4	0	0	149	62	1.000
2003-2004	New Mexico	2	0	0	44	30	1.000
1958-1958	Northwestern University	0	1	0	28	29	.000
2003-2003	Notre Dame	0	1	0	26	29	1.000
1952-1991	Ohio State University	0	7	0	97	274	.000
1938-2003	Oklahoma, University of	0	3	0	14	83	.000
1951-1952	Oklahoma State University	2	0	0	36	20	1.000
1901-2006	Oregon, University of	38	39	7	1466	1550	.494
1903-2006	Oregon State University	47	41	3	1503	1286	.533
1953-1993	Pacific, University of (Stockton)	8	5	0	308	171	.615
1902-1924	Pacific, University of (Oregon)	2	1	0	89	6	.667
1947-1948	Penn State University	0	2	0	6	34	.000

WSU ALL-TIME RECORD VS. OPPONENTS

(Teams in bold face are the 2007 opponents)

FIRST-LAST GAME	SCHOOL	WSU WON	WSU LOST	WSU TIED	WSU POINTS	POINTS AGAINST	PERCENT WSU WINS
1995-1995	Pittsburgh	0	1	0	13	17	.000
1947-1947	Portland, University of	1	0	0	35	0	1.000
1903-1936	Puget Sound, University of	3	0	1	176	6	.875
2007-2007	San Diego State	0	0	0	0	0	.000
1955-1996	San Jose State University	7	4	1	334	166	.625
1951-1951	Santa Clara, University of	1	0	0	34	20	1.000
1942-1942	Second Air Force	0	0	1	6	6	.000
1921-2006	Southern California, University of	8	54	4	844	1915	.152
1895-1907	Spokane Athletic Club	7	0	0	151	12	1.000
1984-1905	Spokane High School	2	1	0	91	18	.667
1908-1908	Spokane YMCA	1	0	0	33	0	1.000
1907-1907	St. Louis University	1	0	0	11	0	1.000
1934-1935	St. Mary's College (California)	0	1	1	13	16	.000
1936-2006	Stanford University	24	32	1	1181	1607	.430
1979-1979	Syracuse University	0	1	0	25	52	.000
1992-1996	Temple	2	0	0	89	44	1.000
1980-1994	Tennessee	1	4	0	114	113	.200
1954-2003	Texas, University of	1	2	0	50	101	.333
1941-1942	Texas A&M University	0	2	0	0	28	.000
1953-1990	Texas Christian University	1	1	0	28	24	.500
1963-1964	Texas Tech University	0	2	0	17	44	.000
1931-1931	Tulane University	0	1	0	14	28	.000
1928-2006	UCLA	17	35	1	1009	1480	.330
1966-2000	Utah, University of	5	5	0	273	273	.500
1949-1961	Utah State University	2	1	0	93	40	.667
1930-1965	Villanova University	2	0	0	37	14	1.000
1900-1900	Walla Walla Athletic Club	1	0	0	5	0	1.000
1900-2006	Washington, University of	29	64	6	1349	2082	.323
1897-1929	Whitman College	18	3	1	366	104	.841
1905-1935	Willamette University	2	1	0	66	11	.667
1976-1976	Wisconsin	0	1	0	26	35	.000
1962-1990	Wyoming, University of	3	2	0	113	128	.600
1909-1909	Whitworth of Tacoma	1	0	0	38	0	1.000
1917-1917	362nd Infantry	0	0	1	0	0	.000

Mel Hein, arguably WSU's best football player of all time, has been winning awards since his playing days in the late 1920s. Even after his death in 1992, Hein is collecting awards and recognition.

Hein was an All-American and member of WSU's 1931 Rose Bowl team. He then went on to an amazing career with the New York Giants. Despite having not played since 1945 and obviously not seen by most of today's players, coaches and fans, Hein's legend status lives on.

The latest honor accorded Hein was his selection to the Walter Camp Foundation's All-Century College Football Team. The 20th century was just drawing to a close in December, 1999, when the who's who of college football players was announced and there was Hein's name as one of the three greatest centers to ever play the college game.

In addition, Hein has also been picked to professional football's all-time team and is a member of the College Football Hall of Fame and the Pro Football Hall of Fame.



YEAR-BY-YEAR SCORES

1894-1915

COUGAR FOOTBALL



1894 (1-1-0)

DATE	OPP	SCORE	W/L	ATT	LOC
N. 18	Idaho	10-0	W	NAA	
N. 29	Spokane HS	0-18	L	1,500	A

Coach: William Goodyear

1895 (2-0-0)

DATE	OPP	SCORE	W/L	ATT	LOC
N. 9	Idaho	10-4	W	500	H
N. 28	Spokane AC	26-4	W	1,100	A

Coach: F. W. Waite

1896 (2-0-1)

DATE	OPP	SCORE	W/L	ATT	LOC
N. 14	Lewiston AA	26-0	W	NA	H
N. 26	Company C, NGW	24-0	W	NA	Colfax
D. 5	Lewiston AA	6-6	T	NA	A

Coach: D. A. Brodie

1897 (2-0-0)

DATE	OPP	SCORE	W/L	ATT	LOC
N. 13	Spokane AC	16-8	W	NA	A
N. 25	Whitman	16-4	W	NA	A

Coach: Robert R. Galley

1898 (0-0-1)

DATE	OPP	SCORE	W/L	ATT	LOC
N. 5	Whitman	0-0	T	NA	H

Coach: Frank Shively

1899 (1-1-0)

DATE	OPP	SCORE	W/L	ATT	LOC
O. 28	Idaho	11-0	W	500	H
N. 10	Whitman	10-11	L	NA	A

Coach: Frank Shively

1900 (4-0-1)

DATE	OPP	SCORE	W/L	ATT	LOC
O. 13	Lewiston AA	2-0	W	NA	A
O. 20	Spokane AC	6-0	W	NA	H
N. 10	Walla Walla AC	5-0	W	NA	A
N. 24	Spokane AC	21-0	W	NA	A
N. 29	Washington	5-5	T	1,500	A

Coach: William Allen

1901 (4-1-0)

DATE	OPP	SCORE	W/L	ATT	LOC
O. 18	Lewiston Normal	16-0	W	NA	H
O. 25	Idaho	0-5	L	NA	A
N. 1	Washington	10-0	W	NA	H
N. 9	Oregon	16-0	W	NA	H
N. 28	Whitman	5-2	W	NA	A

Coach: William Namack

1902 (2-3-0)

DATE	OPP	SCORE	W/L	ATT	LOC
O. 11	Lewiston Normal	0-12	L	300	A
O. 18	Pacific (Oregon)	5-6	L	NA	H
O. 24	Idaho	17-0	W	NA	H
N. 1	Whitman	6-5	W	NA	H
N. 27	Washington	0-16	L	4,000	A

Coach: William Allen

1903 (3-3-2)

DATE	OPP	SCORE	W/L	ATT	LOC
O. 3	Spokane High School	40-0	W	NA	H
O. 14	Puget Sound	0-0	T	NA	H
O. 23	Idaho	0-32	L	NA	A
O. 30	Washington	0-10	L	NA	H
N. 7	Oregon	0-0	T	NA	A
N. 11	Oregon State	0-6	L	NA	A
N. 21	Montana	34-0	W	NA	H
N. 26	Whitman	18-6	W	1,500	A

Coach: James N. Ashmore

1904 (2-2-0)

DATE	OPP	SCORE	W/L	ATT	LOC
O. 21	Idaho	0-5	L	1,500	H
O. 29	Washington	6-12	L	NA	A
N. 16	Montana	6-5	W	NA	A
N. 24	Whitman	34-4	W	1,000	A

Coach: Everett M. Sweeley

1905 (4-4-0)

DATE	OPP	SCORE	W/L	ATT	LOC
S. 30	Spokane High School	51-0	W	350	H
O. 7	Lewiston High School	52-0	W	400	H
O. 11	Montana State	32-0	W	600	H
O. 18	Willamette	6-11	L	600	Salem
O. 21	Oregon State	0-29	L	NA	A
O. 28	Montana	28-6	W	600	H
N. 10	Idaho	0-5	L	500	A
N. 30	Whitman	6-10	L	700	A

Coach: Everett M. Sweeley

1906 (6-0-0)

DATE	OPP	SCORE	W/L	ATT	LOC
O. 13	Blair Business College	11-0	W	NA	H
O. 19	Montana	5-0	W	NA	A
N. 3	Spokane AC	4-0	W	350	A
N. 9	Idaho	10-0	W	NA	H
N. 17	Spokane AC	8-0	W	NA	A
N. 24	Whitman	6-0	W	1,000	H

Coach: John R. Bender

1907 (7-1-0)

DATE	OPP	SCORE	W/L	ATT	LOC
O. 5	Eastern Washington	46-0	W	NA	H
O. 12	Blair Business College	86-0	W	NA	H
O. 18	Montana	38-0	W	NA	H
O. 26	Spokane AC	70-0	W	NA	H
N. 8	Idaho	4-5	L	2,000	A
N. 21	Washington	11-5	W	3,000	A
N. 28	Whitman	16-8	W	2,000	A
D. 25	St. Louis	11-0	W	NA	S

Coach: John R. Bender

1908 (4-0-2)

DATE	OPP	SCORE	W/L	ATT	LOC
O. 10	Eastern Washington	73-0	W	NA	H
O. 17	Spokane YMCA	33-0	W	NA	H
O. 30	Bremerton Navy	44-0	W	NA	H
N. 7	Washington	6-6	T	NA	A
N. 14	Idaho	4-4	T	NA	H
N. 21	Whitman	4-0	W	NA	H

Coach: Walter Rheinschild

1909 (4-1-0)

DATE	OPP	SCORE	W/L	ATT	LOC
O. 20	Puget Sound	74-0	W	NA	H
N. 5	Idaho	18-0	W	NA	A
N. 16	Whitworth of Tacoma	38-0	W	NA	H
N. 28	Whitman	23-6	W	NA	A
D. 4	Denver	6-11	L	NA	S

Coach: William S. Kienholz

1910 (2-3-0)

DATE	OPP	SCORE	W/L	ATT	LOC
O. 21	Idaho	5-9	L	NA	H
O. 29	Oregon State	3-9	L	NA	P
N. 1	Multnomah AC	9-0	W	NA	P
N. 12	Washington	0-16	L	2,600	S
N. 24	Whitman	8-0	W	NA	A

Coach: Oscar P. Osthoff

1911 (3-3-0)

DATE	OPP	SCORE	W/L	ATT	LOC
O. 7	Gonzaga	58-0	W	NA	H
O. 20	Idaho	17-0	W	NA	A
O. 27	Oregon	0-6	L	NA	H
N. 11	Oregon State	0-6	L	NA	A
N. 18	Whitman	11-0	W	NA	S
N. 30	Washington	6-30	L	6,000	A

Coach: Oscar P. Osthoff

1912 (2-3-0)

DATE	OPP	SCORE	W/L	ATT	LOC
O. 18	Idaho	0-13	L	3,000	H
O. 26	Oregon	7-0	W	NA	A
N. 1	Oregon State	10-9	W	NA	H
N. 9	Whitman	0-30	L	NA	S
N. 28	Washington	0-19	L	NA	A

Coach: John R. Bender

1913 (4-4-0)

DATE	OPP	SCORE	W/L	ATT	LOC
O. 4	Bremerton Navy	26-12	W	NA	H
O. 11	Montana	34-9	W	NA	H
O. 17	Idaho	0-3	L	2,500	A
O. 25	Multnomah AC	0-7	L	NA	A
N. 1	Gonzaga	26-0	W	NA	H
N. 8	Whitman	23-0	W	NA	H
N. 15	Oregon State	2-10	L	NA	A
N. 27	Washington	0-20	L	NA	A

Coach: John R. Bender

1914 (2-4-0)

DATE	OPP	SCORE	W/L	ATT	LOC
O. 6	Montana	0-10	L	NA	A
O. 17	Oregon	0-7	L	NA	P
O. 24	Oregon State	0-7	L	NA	H
N. 7	Idaho	3-0	W	4,000	H
N. 14	Whitman	7-6	W	1,500	S
N. 26	Washington	0-45	L	NA	A

Coach: John R. Bender

1915 (7-0-0)

DATE	OPP	SCORE	W/L	ATT	LOC
O. 9	Oregon	28-3	W	NA	H
O. 16	Oregon State	29-0	W	3,000	A
O. 30	Idaho	41-0	W	3,000	A
N. 6	Montana	27-7	W	NA	H
N. 16	Whitman	17-0	W	NA	H
N. 25	Gonzaga	48-0	W	NA	A
J. 1	Brown (Rose Bowl)	14-0	W	10,000	Pa

Coach: William H. Dietz

2007 OUTLOOK
WSU COACHES
PLAYER PROFILES
WSU OPPONENTS
2006 IN REVIEW
COUGAR HISTORY

YEAR-BY-YEAR SCORES

1916-1933

COUGAR FOOTBALL



1916 (4-2-0; PCC Begins)

DATE	OPP	SCORE	W/L	ATT	LOC
O. 14	Oregon State	10-13	L	NA	H
O. 28	Montana	27-0	W	NA	A
N. 4	Idaho	31-0	W	2,500	H
N. 11	Oregon	3-12	L	6,000	P
N. 25	Gonzaga	18-0	W	NA	A
N. 30	Whitman	46-0	W	NA	A

Coach: **William H. Dietz**

1917 (6-0-1, 3-0-0)

DATE	OPP	SCORE	W/L	ATT	LOC
O. 13	362nd Infantry	0-0	T	15,000	T
O. 20	Oregon	26-3	W	NA	H
O. 27	Whitman	19-0	W	NA	H
N. 3	Idaho	19-0	W	NA	A
N. 10	Oregon State	6-0	W	NA	A
N. 17	Montana	28-0	W	2,000	S
N. 29	Washington	14-0	W	7,000	A

Coach: **William H. Dietz**

1918 (1-1-0)

DATE	OPP	SCORE	W/L	ATT	LOC
N. 28	Gonzaga	20-6	W	NA	H
D. 7	Idaho	6-7	L	NA	A

Coach: **Emory Alvord**

1919 (5-2-0; 2-2-0)

DATE	OPP	SCORE	W/L	ATT	LOC
O. 18	Multnomah AC	49-0	W	2,500	S
O. 25	California	14-0	W	NA	A
N. 1	Idaho	37-0	W	3,000	H
N. 8	Oregon	7-0	W	12,000	P
N. 15	Washington	7-13	L	7,000	H
N. 22	Oregon State	0-6	L	7,500	P
N. 27	Montana	42-14	W	NA	A

Coach: **Gus Welch**

1920 (5-1-0; 1-1-0)

DATE	OPP	SCORE	W/L	ATT	LOC
O. 9	Gonzaga	35-0	W	3,000	A
O. 15	Idaho	14-7	W	5,000	A
O. 30	Montana	31-0	W	5,000	H
N. 6	California	0-49	L	20,000	A
N. 13	Oregon State	28-0	W	3,000	H
N. 25	Nebraska	21-20	W	10,000	A

Coach: **Gus Welch**

1921 (4-2-1; 2-1-1)

DATE	OPP	SCORE	W/L	ATT	LOC
O. 15	Gonzaga	54-7	W	4,000	A
O. 21	Idaho	20-3	W	5,000	H
O. 29	California	0-14	L	12,000	P
N. 5	Oregon	7-7	T	6,000	H
N. 11	Oregon State	7-3	W	10,000	A
N. 24	Washington	14-0	W	15,000	A
D. 3	USC	7-28	L	12,000	Pa

Coach: **Gus Welch**

1922 (2-5-0; 1-5-0)

DATE	OPP	SCORE	W/L	ATT	LOC
O. 14	Gonzaga	10-7	W	6,000	A
O. 20	Idaho	18-9	W	4,000	A
O. 28	Washington	13-16	L	7,000	H
N. 4	California	0-61	L	20,000	A
N. 11	Oregon	0-13	L	12,000	A
N. 25	Oregon State	0-16	L	6,000	P
N. 30	USC	3-41	L	11,000	Pa

Coach: **Gus Welch**

1923 (2-4-1; 1-3-1)

DATE	OPP	SCORE	W/L	ATT	LOC
O. 6	Pacific (Oregon)	19-0	W	4,000	H
O. 13	Gonzaga	14-27	L	8,000	A
O. 19	Idaho	0-14	L	9,000	H
O. 27	California	0-9	L	11,000	P
N. 3	Oregon	13-7	W	6,000	H
N. 17	Oregon State	3-3	T	3,000	T
N. 24	Washington	7-24	L	20,000	A

Coach: **A. A. Exendine**

1924 (1-5-2; 0-4-1)

DATE	OPP	SCORE	W/L	ATT	LOC
O. 4	Pacific (Oregon)	65-0	W	4,000	H
O. 11	Gonzaga	12-14	L	8,000	H
O. 17	Idaho	3-19	L	10,000	A
O. 25	California	7-20	L	35,000	A
N. 8	Oregon State	13-14	L	3,000	H
N. 15	Oregon	7-7	T	10,000	P
N. 22	Washington	0-14	L	10,000	A
N. 27	Gonzaga	0-0	T	8,000	A

Coach: **A. A. Exendine**

1925 (3-4-1; 2-3-0)

DATE	OPP	SCORE	W/L	ATT	LOC
O. 3	Montana	9-0	W	5,000	A
O. 17	Idaho	6-7	L	10,000	H
O. 31	Washington	0-23	L	8,000	H
N. 7	California	0-35	L	30,000	A
N. 21	Gonzaga	0-0	T	8,000	A
N. 26	USC	17-12	W	20,000	A
D. 25	Honolulu All-Stars	24-7	W	10,000	A
J. 1	Hawaii	11-20	L	12,000	A

Coach: **A. A. Exendine**

1926 (6-1-0; 4-1-0)

DATE	OPP	SCORE	W/L	ATT	LOC
O. 2	College of Idaho	35-0	W	1,500	H
O. 9	USC	7-16	L	NA	A
O. 16	Montana	14-6	W	2,000	H
O. 23	Washington	9-6	W	28,000	A
N. 6	Idaho	6-0	W	5,000	A
N. 13	Oregon	7-0	W	8,000	H
N. 25	Gonzaga	7-0	W	10,000	A

Coach: **Orin E. "Babe" Hollingbery**

1927 (3-3-2; 1-3-1)

DATE	OPP	SCORE	W/L	ATT	LOC
S. 24	Mt. St. Charles	6-6	T	3,000	H
O. 1	College of Idaho	53-0	W	4,000	H
O. 8	Montana	35-0	W	9,000	H
O. 15	Gonzaga	13-0	W	8,000	A
O. 22	Washington	0-14	L	32,000	A
O. 29	Oregon State	6-13	L	10,000	A
N. 11	Idaho	7-7	T	15,000	H
N. 19	USC	0-27	L	40,000	A

Coach: **Orin E. "Babe" Hollingbery**

1928 (7-3-0; 4-3-0)

DATE	OPP	SCORE	W/L	ATT	LOC
S. 22	Whitman	33-6	W	4,000	H
S. 29	Gonzaga	3-0	W	10,000	A
O. 6	Montana	26-6	W	6,000	A
O. 13	California	3-13	L	30,000	A
O. 20	Oregon State	9-7	W	10,000	H
O. 27	College of Idaho	51-0	W	5,000	H
N. 3	Idaho	26-0	W	10,000	A
N. 10	UCLA	38-0	W	1,000	P
N. 17	USC	13-27	L	50,000	A
N. 29	Washington	0-6	L	30,000	A

Coach: **Orin E. "Babe" Hollingbery**

1929 (10-2-0; 4-2-0)

DATE	OPP	SCORE	W/L	ATT	LOC
S. 28	College of Idaho	48-0	W	4,000	H
O. 5	Mt. St. Charles	38-0	W	5,000	H
O. 12	California	0-14	L	40,000	A
O. 19	Washington	20-13	W	15,000	H
O. 26	Whitman	58-6	W	6,000	H
N. 2	Oregon State	9-0	W	15,000	P
N. 9	Idaho	41-7	W	10,000	H
N. 16	Montana	13-0	W	3,000	A
N. 23	Gonzaga	27-0	W	8,000	A
N. 30	USC	7-27	L	45,000	A
D. 25	Honolulu Townies	12-0	W	10,000	A
J. 1	Hawaii	28-7	W	12,000	A

Coach: **Orin E. "Babe" Hollingbery**

1930 (9-1-0; 6-0-0)

DATE	OPP	SCORE	W/L	ATT	LOC
S. 27	College of Idaho	47-12	W	4,000	H
O. 4	California	16-0	W	35,000	A
O. 11	USC	7-6	W	22,000	H
O. 18	Gonzaga	24-0	W	6,500	A
O. 25	Montana	61-0	W	5,000	H
N. 1	Oregon State	14-7	W	32,600	P
N. 8	Idaho	33-7	W	7,000	A
N. 15	Washington	3-0	W	41,225	A
N. 29	Villanova	13-0	W	25,000	A
J. 1	Alabama (Rose Bowl)	0-24	L	65,000	Pa

Coach: **Orin E. "Babe" Hollingbery**

1931 (6-4-0; 4-3-0)

DATE	OPP	SCORE	W/L	ATT	LOC
S. 26	College of Idaho	41-0	W	4,000	H
O. 3	UCLA	13-0	W	10,000	H
O. 10	USC	6-38	L	NA	A
O. 17	California	7-13	L	12,000	P
O. 24	Montana	13-0	W	6,000	A
O. 31	Oregon State	7-6	W	15,000	P
N. 7	Idaho	9-8	W	10,000	H
N. 14	Washington	0-12	L	30,000	A
N. 21	Gonzaga	13-6	W	10,000	A
D. 5	Tulane	14-28	L	20,000	A

Coach: **Orin E. "Babe" Hollingbery**

1932 (7-1-1; 5-1-1)

DATE	OPP	SCORE	W/L	ATT	LOC
S. 24	College of Idaho	40-0	W	4,000	H
O. 1	USC	0-20	L	40,000	A
O. 8	Willamette	30-0	W	3,000	H
O. 15	California	7-2	W	25,000	A
O. 22	Oregon State	7-6	W	5,000	A
O. 29	Montana	31-0	W	3,000	H
N. 5	Idaho	12-0	W	8,000	H
N. 12	Washington	0-0	T	20,000	A
N. 24	UCLA	3-0	W	35,000	A

Coach: **Orin E. "Babe" Hollingbery**

1933 (5-3-1; 3-3-1)

DATE	OPP	SCORE	W/L	ATT	LOC
S. 30	Puget Sound	56-0	W	5,000	H
O. 7	USC	0-33	L	40,000	A
O. 14	Montana	13-7	W	6,000	A
O. 21	California	6-6	T	16,000	H
O. 28	Oregon State	0-2	L	10,000	P
N. 4	Gonzaga	16-0	W	10,500	A
N. 11	Idaho	14-6	W	9,000	A
N. 25	Washington	17-6	W	17,000	H
N. 30	UCLA	0-7	L	20,000	A

Coach: **Orin E. "Babe" Hollingbery**

YEAR-BY-YEAR SCORES

1934-1950

COUGAR FOOTBALL



2007 OUTLOOK
 WSU COACHES
 PLAYER PROFILES
 WSU OPPONENTS
 1906 IN REVIEW
 COUGAR HISTORY

1934 (4-3-1; 4-0-1)

DATE	OPP	SCORE	W/L	ATT	LOC
S. 29	Montana	27-0	W	7,000	H
O. 6	USC	19-0	W	50,000	A
O. 13	Gonzaga	6-13	L	11,000	A
O. 27	Oregon State	31-0	W	13,000	H
N. 2	St. Mary's	6-9	L	20,000	SF
N. 10	Idaho	19-0	W	11,000	H
N. 24	Washington	0-0	T	38,000	A
D. 1	Detroit	0-6	L	6,000	A

Coach: **Orin E. "Babe" Hollingbery**

1935 (5-3-1; 3-2-0)

DATE	OPP	SCORE	W/L	ATT	LOC
S. 28	Puget Sound	46-6	W	4,000	H
O. 5	Willamette	30-0	W	6,000	H
O. 12	Montana	13-7	W	6,000	A
O. 19	Washington	0-21	L	20,000	H
O. 26	Oregon State	26-13	W	20,000	P
N. 2	Gonzaga	0-7	L	5,000	H
N. 9	Idaho	6-0	W	6,000	A
N. 16	USC	10-20	L	40,000	A
N. 30	St. Mary's	7-7	T	15,000	SF

Coach: **Orin E. "Babe" Hollingbery**

1936 (6-3-1; 6-2-1)

DATE	OPP	SCORE	W/L	ATT	LOC
S. 26	Montana	19-0	W	6,500	H
O. 3	Stanford	14-13	W	23,000	H
O. 10	Idaho	14-0	W	7,000	A
O. 17	USC	0-0	T	25,000	A
O. 24	Oregon	3-0	W	12,000	H
O. 31	California	14-13	W	35,000	A
N. 7	(17) Oregon State	6-16	L	13,000	H
N. 14	(14) UCLA	32-7	W	35,000	A
N. 26	(20) Washington (6)	0-40	L	40,000	A
D. 5	Gonzaga	6-13	L	6,000	A

Coach: **Orin E. "Babe" Hollingbery**

1937 (3-3-3; 3-3-2)

DATE	OPP	SCORE	W/L	ATT	LOC
S. 25	Gonzaga	0-0	T	14,000	A
O. 2	Idaho	13-0	W	13,500	H
O. 9	California	0-27	L	40,000	A
O. 16	Washington	7-7	T	17,500	H
O. 23	UCLA	3-0	W	20,000	A
O. 30	USC	0-0	T	8,700	H
N. 6	Oregon	6-10	L	13,362	P
N. 13	Stanford	0-23	L	15,000	A
N. 20	Oregon State	7-0	W	12,000	A

Coach: **Orin E. "Babe" Hollingbery**

1938 (2-8-0; 1-7-0)

DATE	OPP	SCORE	W/L	ATT	LOC
S. 24	Oregon	2-10	L	6,000	H
O. 1	California	3-27	L	10,000	H
O. 8	Stanford	0-8	L	12,000	A
O. 15	USC	6-19	L	35,000	A
O. 22	Oregon State	6-7	L	10,000	P
O. 29	Gonzaga	15-13	W	9,000	A
N. 5	UCLA	0-21	L	8,000	H
N. 12	Idaho	12-0	W	7,000	A
N. 26	Washington	0-26	L	20,000	A
D. 3	Oklahoma (5)	0-28	L	15,000	A

Coach: **Orin E. "Babe" Hollingbery**

1939 (4-5-0; 3-5-0)

DATE	OPP	SCORE	W/L	ATT	LOC
S. 23	Gonzaga	19-6	W	9,000	H
O. 7	USC	0-27	L	45,000	A
O. 14	Washington	6-0	W	18,000	H
O. 21	California	7-13	L	35,000	A
O. 28	Oregon State (15)	0-13	L	8,000	A
N. 4	Oregon	0-38	L	2,800	A
N. 11	Idaho	21-13	W	12,000	H
N. 18	Stanford	7-0	W	6,000	A
N. 30	UCLA (13)	7-24	L	25,000	A

Coach: **Orin E. "Babe" Hollingbery**

1940 (4-4-2; 3-4-2)

DATE	OPP	SCORE	W/L	ATT	LOC
S. 28	USC	14-14	T	40,000	A
O. 5	Montana	13-0	W	7,500	H
O. 12	California	9-6	W	25,000	A
O. 19	(19) Stanford (10)	14-26	L	23,500	H
O. 26	Oregon	6-6	T	6,500	H
N. 2	Idaho	26-0	W	4,500	A
N. 9	Oregon State	0-21	L	8,000	A
N. 16	UCLA	26-34	L	35,000	A
N. 23	Gonzaga	14-7	W	8,000	A
N. 30	Washington (12)	9-33	L	25,000	A

Coach: **Orin E. "Babe" Hollingbery**

1941 (6-4-0; 5-3-0)

DATE	OPP	SCORE	W/L	ATT	LOC
S. 26	UCLA	6-7	L	35,000	A
O. 4	California	13-6	W	5,000	H
O. 11	Washington	13-23	L	22,000	H
O. 18	USC	6-7	L	40,000	A
O. 25	Oregon State (18)	7-0	W	10,000	H
N. 1	Oregon	13-0	W	5,000	A
N. 8	Idaho	26-0	W	10,000	H
N. 15	Stanford (6)	14-13	W	45,000	A
N. 22	Gonzaga	59-0	W	7,500	A
D. 6	(19) Texas A&M (9)	0-7	L	26,000	T

Coach: **Orin E. "Babe" Hollingbery**

1942 (6-2-2; 5-1-1)

DATE	OPP	SCORE	W/L	ATT	LOC
S. 26	Stanford	6-0	W	15,000	A
O. 3	Oregon	7-0	W	8,000	H
O. 10	Montana	68-16	W	10,000	H
O. 17	(10) USC	12-26	L	45,000	A
O. 24	Oregon State	26-13	W	21,786	P
N. 7	Michigan State	25-13	W	13,000	S
N. 14	(14) Idaho	7-0	W	5,000	A
N. 21	(12) Second Air Force	6-6	T	9,000	S
N. 28	(15) Washington	0-0	T	22,000	A
D. 5	(17) Texas A&M	0-21	L	18,000	SA

Coach: **Orin E. "Babe" Hollingbery**

1943-1944 - No Football, WWII

1945 (6-2-1; 6-2-1)

DATE	OPP	SCORE	W/L	ATT	LOC
S. 29	Idaho	43-12	W	9,000	A
O. 6	Oregon State	33-0	W	9,000	H
O. 13	Washington	0-6	L	38,000	A
O. 20	Oregon	13-26	L	6,500	A
O. 27	Idaho	21-0	W	5,000	H
N. 3	California	7-7	T	40,000	A
N. 10	Oregon	20-13	W	3,000	H
N. 18	Oregon State	13-6	W	8,000	A
N. 24	Washington	7-0	W	15,000	H

Coach: **Phil Sarboe**

1946 (1-6-1; 1-5-1)

DATE	OPP	SCORE	W/L	ATT	LOC
S. 27	USC	7-13	L	68,282	A
O. 5	Idaho	32-0	W	14,000	H
O. 12	Washington	7-21	L	25,000	H
O. 19	Oregon	0-0	T	18,000	A
O. 26	Oregon State	12-13	L	15,000	H
N. 2	California	14-47	L	30,000	A
N. 16	Stanford	26-27	L	18,000	A
N. 30	Michigan State	20-26	L	19,691	A

Coach: **Phil Sarboe**

1947 (3-7-0; 2-5-0)

DATE	OPP	SCORE	W/L	ATT	LOC
S. 20	Penn State	6-27	L	20,000	Her
S. 27	USC	0-21	L	48,173	A
O. 4	Idaho	7-0	W	23,500	A
O. 11	Michigan State	7-21	L	18,500	H
O. 18	California (4)	6-21	L	36,000	A
O. 25	Montana	12-13	L	13,000	H
O. 31	Portland	35-0	W	3,950	H
N. 8	Oregon	6-12	L	15,000	H
N. 15	Oregon State	14-13	W	12,400	A
N. 22	Washington	0-20	L	31,500	A

Coach: **Phil Sarboe**

1948 (4-5-1; 4-3-1)

DATE	OPP	SCORE	W/L	ATT	LOC
S. 18	UCLA	26-48	L	43,399	A
O. 2	Stanford	14-7	W	17,300	H
O. 9	Montana	48-0	W	9,000	A
O. 16	Washington	10-0	W	23,000	H
O. 23	Oregon	7-33	L	20,000	A
O. 30	Idaho	19-14	W	17,000	H
N. 6	Oregon State	26-26	T	12,000	H
N. 13	California (4)	14-44	L	40,000	A
N. 20	Michigan State (12)	0-40	L	36,045	A
N. 27	Penn State (18)	0-7	L	18,000	T

Coach: **Phil Sarboe**

1949 (3-6-0; 2-6-0)

DATE	OPP	SCORE	W/L	ATT	LOC
S. 17	Utah State	33-0	W	9,500	H
S. 24	Montana	13-7	W	7,000	H
O. 1	USC	7-35	L	36,243	A
O. 8	Oregon	0-21	L	16,000	H
O. 15	Idaho	35-13	W	21,500	A
O. 22	UCLA	20-27	L	21,000	H
O. 29	Oregon State	6-35	L	15,000	A
N. 5	California (4)	14-33	L	40,000	A
N. 19	Washington	21-34	L	35,000	A

Coach: **Phil Sarboe**

1950 (4-3-2; 2-3-2)

DATE	OPP	SCORE	W/L	ATT	LOC
S. 23	Utah State	46-6	W	5,000	A
S. 30	UCLA	0-42	L	20,117	A
O. 7	USC	20-20	T	16,000	H
O. 14	Montana	14-7	W	8,000	A
O. 28	Idaho	7-7	T	19,000	H
N. 4	Oregon	21-13	W	15,176	A
N. 11	Stanford	18-28	L	15,000	A
N. 18	Oregon State	21-7	W	12,000	H
N. 25	Washington (18)	21-52	L	28,181	S

Coach: **Forest Evashevski**

YEAR-BY-YEAR SCORES

1951-1965

COUGAR FOOTBALL



1951 (7-3-0; 4-3-0)

DATE	OPP	SCORE	W/L	ATT	LOC
S. 22	USC	21-31	L	28,876	A
S. 29	Santa Clara	34-20	W	17,000	S
O. 5	Oklahoma State	27-13	W	18,000	S
O. 13	California (2)	35-42	L	17,500	H
O. 20	Oregon State	26-13	W	15,500	A
O. 27	Oregon	41-6	W	12,000	H
N. 3	(16) Stanford (11)	13-21	L	49,000	A
N. 10	(17) Idaho	9-6	W	14,000	A
N. 17	(17) Montana	47-10	W	4,000	H
N. 24	(17) Washington	27-25	W	52,000	A

Coach: Forest Evashevski

1956 (3-6-1; 2-5-1)

DATE	OPP	SCORE	W/L	ATT	LOC
S. 22	Stanford (14)	26-40	L	23,500	S
S. 29	San Jose State	33-18	W	9,000	H
O. 6	Idaho	33-19	W	16,300	A
O. 13	UCLA	0-28	L	27,192	A
O. 20	Oregon State	0-21	L	14,500	H
O. 27	Pacific	12-33	L	23,500	A
N. 3	USC (20)	12-28	L	13,000	H
N. 10	Oregon	7-7	T	13,200	A
N. 17	California	14-13	W	32,000	A
N. 24	Washington	26-40	L	20,700	S

Coach: Jim Sutherland

1961 (3-7-0)

DATE	OPP	SCORE	W/L	ATT	LOC
S. 23	Missouri	6-28	L	37,000	A
S. 30	Utah State	14-34	L	13,000	S
O. 7	Texas (5)	8-41	L	40,000	A
O. 14	Idaho	34-0	W	19,432	H
O. 21	Indiana	7-33	L	23,307	A
O. 28	San Jose State	19-21	L	7,700	S
N. 4	Oregon State	6-14	L	13,716	A
N. 11	Oregon	22-21	W	10,200	H
N. 18	Stanford	30-0	W	21,000	A
N. 25	Washington	17-21	L	48,500	A

Coach: Jim Sutherland

1952 (4-6-0; 3-4-0)

DATE	OPP	SCORE	W/L	ATT	LOC
S. 19	(15) USC (16)	7-35	L	58,288	A
S. 27	(15) Stanford (13)	13-14	L	25,000	H
O. 4	Baylor	7-31	L	17,000	A
O. 18	Ohio State (16)	7-35	L	71,280	A
O. 25	Oregon State	33-20	W	14,000	H
N. 1	Idaho	36-6	W	14,000	H
N. 8	Oregon	19-6	W	12,500	A
N. 15	California	13-28	L	26,000	A
N. 22	Oklahoma A&M	9-7	W	14,000	A
N. 29	Washington	27-33	L	25,000	S

Coach: Al Kircher

1957 (6-4-0; 5-3-0)

DATE	OPP	SCORE	W/L	ATT	LOC
S. 21	Nebraska	34-12	W	31,000	A
S. 28	California	13-7	L	27,500	H
O. 5	Iowa (8)	13-20	L	47,334	A
O. 12	Stanford	21-18	W	25,000	A
O. 9	Oregon	13-14	L	19,000	H
O. 26	USC	13-12	W	24,902	A
N. 2	Oregon State	25-39	L	20,200	A
N. 9	UCLA	13-19	L	27,000	S
N. 16	Idaho	21-13	W	13,400	H
N. 23	Washington	27-7	W	47,500	A

Coach: Jim Sutherland

1962 (5-4-1; 1-1-0),

AAWU Conference Begins)

DATE	OPP	SCORE	W/L	ATT	LOC
S. 22	San Jose State	49-8	W	15,300	H
S. 29	Wyoming	21-15	W	12,385	A
O. 6	Arizona State	24-24	T	31,015	A
O. 13	Stanford	21-6	W	17,000	S
O. 20	Indiana	21-15	W	15,500	S
O. 27	Pacific	12-13	L	11,050	A
N. 3	Oregon State	12-18	L	16,500	H
N. 10	Oregon	10-28	L	19,400	A
N. 17	Idaho	22-14	W	11,500	A
N. 24	Washington	21-26	L	35,700	S

Coach: Jim Sutherland

1953 (4-6-0; 3-4-0)

DATE	OPP	SCORE	W/L	ATT	LOC
S. 19	USC (8)	13-29	L	19,000	H
S. 26	Pacific	26-20	W	23,203	A
O. 3	Iowa	12-54	L	31,500	A
O. 10	Oregon	7-0	W	16,000	H
O. 17	Idaho	30-13	W	19,000	A
O. 24	UCLA (12)	7-44	L	27,608	A
O. 31	Stanford (17)	19-48	L	18,500	A
N. 7	Texas Christian	7-21	L	17,500	S
N. 14	Oregon State	0-7	L	13,500	A
N. 21	Washington	25-20	W	40,000	A

Coach: Al Kircher

1958 (7-3-0; 6-2-0)

DATE	OPP	SCORE	W/L	ATT	LOC
S. 10	Stanford	40-6	W	20,750	H
S. 27	Northwestern	28-29	L	27,500	A
O. 4	California	14-34	L	25,000	A
O. 11	Idaho	8-0	W	15,000	A
O. 18	Oregon (14)	6-0	W	18,500	A
O. 25	USC	6-14	L	22,500	S
N. 1	UCLA	38-20	W	25,090	A
N. 8	Oregon State	7-0	W	17,500	H
N. 15	Pacific	34-0	W	21,500	A
N. 22	Washington	18-14	W	24,250	S

Coach: Jim Sutherland

1963 (3-6-1; 1-1-0)

DATE	OPP	SCORE	W/L	ATT	LOC
S. 21	Texas Tech	7-16	L	31,500	A
S. 28	Iowa	14-14	T	52,600	A
O. 5	Arizona	7-2	W	18,200	S
O. 12	San Jose State	8-13	L	19,500	H
O. 19	Oregon State	6-30	L	17,810	A
O. 26	Army	0-23	L	31,200	A
N. 2	Idaho	14-10	W	18,500	H
N. 9	Oregon	7-21	L	13,000	H
N. 16	Stanford	32-15	W	27,500	A
N. 30	Washington	0-16	L	56,000	A

Coach: Jim Sutherland

1954 (4-6-0; 3-4-0)

DATE	OPP	SCORE	W/L	ATT	LOC
S. 17	USC (17)	0-39	L	37,645	A
S. 25	Pacific	18-0	W	12,000	S
O. 2	Texas (12)	14-40	L	27,000	A
O. 9	Oregon State	34-6	W	15,000	H
O. 16	California	7-17	L	27,000	A
O. 23	Idaho	0-10	L	17,000	H
O. 30	Stanford	30-26	W	13,000	A
N. 6	Michigan State	6-54	L	45,849	A
N. 13	Oregon	14-26	L	16,000	A
N. 20	Washington	26-7	W	18,000	H

Coach: Al Kircher

1959 (6-4-0; PCC Dissolved)

DATE	OPP	SCORE	W/L	ATT	LOC
S. 19	California	6-20	L	24,850	S
S. 26	San Jose State	30-6	W	15,500	A
O. 3	Oregon	6-14	L	16,800	A
O. 10	Pacific	20-12	W	15,500	A
O. 17	Stanford	36-19	W	28,500	A
O. 24	Idaho	27-5	W	19,200	H
O. 31	Oregon State	14-0	W	17,601	A
N. 14	Oregon (14)	6-7	L	15,500	H
N. 21	Washington (14)	0-20	L	56,000	A
N. 26	Houston	32-18	W	6,000	A

Coach: Jim Sutherland

1964 (3-6-1; 1-2-1)

DATE	OPP	SCORE	W/L	ATT	LOC
S. 9	Stanford	29-23	W	19,000	S
S. 26	Wyoming	7-28	L	17,500	H
O. 3	Arizona	12-28	L	29,400	A
O. 10	Pacific	50-0	W	13,000	H
O. 17	San Jose State	16-14	W	13,000	A
O. 24	Idaho	13-28	L	17,778	A
O. 31	Oregon State	7-24	L	16,000	H
N. 7	Oregon	21-21	T	19,000	A
N. 14	Texas Tech	10-28	L	25,500	A
N. 21	Washington	0-14	L	36,000	S

Coach: Bert Clark

1955 (1-7-2; 1-5-1)

DATE	OPP	SCORE	W/L	ATT	LOC
S. 17	USC (13)	12-50	L	35,051	A
S. 24	Kansas	0-13	L	19,000	A
O. 1	UCLA (7)	0-55	L	20,000	H
O. 8	California	20-20	T	33,000	A
O. 15	Idaho	9-0	W	13,000	A
O. 22	Oregon State	6-14	L	17,000	A
O. 29	Pacific	0-30	L	12,000	A
N. 5	Oregon	0-35	L	9,000	H
N. 12	San Jose State	13-13	T	1,600	H
N. 19	Washington	7-27	L	30,000	A

Coach: Al Kircher

1960 (4-5-1)

DATE	OPP	SCORE	W/L	ATT	LOC
S. 17	Stanford	15-14	W	22,000	S
S. 23	Denver	26-28	L	19,504	A
O. 1	Arizona State	21-24	L	29,600	A
O. 8	California	21-21	T	31,000	A
O. 15	Oregon	12-21	L	18,500	A
O. 22	Pacific	51-12	W	15,500	H
O. 29	San Jose State	29-6	W	19,500	A
N. 5	Oregon State	10-20	L	15,600	H
N. 12	Idaho	18-7	W	8,500	A
N. 29	Washington (6)	7-8	L	28,750	S

Coach: Jim Sutherland

1965 (7-3-0; 2-1-0)

DATE	OPP	SCORE	W/L	ATT	LOC
S. 18	Iowa	7-0	W	53,000	A
S. 25	Minnesota	14-13	W	46,917	A
O. 2	Idaho	13-17	L	22,600	H
O. 9	Villanova	24-14	W	13,732	S
O. 16	Arizona	21-3	W	16,500	S
O. 23	Indiana	8-7	W	32,061	A
O. 30	Oregon State	10-8	W	20,079	A
N. 6	Oregon	27-7	W	20,000	H
N. 13	Arizona State	6-7	L	32,872	A
N. 30	Washington	9-27	L	56,800	A

Coach: Bert Clark

YEAR-BY-YEAR SCORES

1966-1979

COUGAR FOOTBALL



1966 (3-7-0; 1-3-0)

DATE	OPP	SCORE	W/L	ATT	LOC
S. 17	California	6-21	L	23,300	S
S. 23	Houston	7-21	L	36,104	A
O. 1	Baylor	14-20	L	18,500	S
O. 9	Arizona State	24-15	W	18,700	H
O. 15	Utah	15-26	L	20,051	A
O. 22	Idaho	14-7	W	14,500	A
O. 29	Oregon State	13-41	L	18,500	H
N. 5	Oregon	14-13	W	17,500	A
N. 12	Arizona	18-28	L	23,000	A
N. 19	Washington	7-19	L	33,500	S

Coach: Bert Clark

1971 (4-7-0; 2-5-0)

DATE	OPP	SCORE	W/L	ATT	LOC
S. 11	Kansas	0-34	L	37,750	A
S. 18	Arizona	28-39	L	13,500	S
S. 25	Minnesota	31-20	W	32,020	A
O. 2	Utah	34-12	W	15,008	A
O. 9	UCLA	21-34	L	30,500	S
O. 16	California	23-24	L	12,600	S
O. 23	Stanford (10)	24-23	W	52,250	A
O. 30	Oregon	31-21	W	25,400	S
N. 6	USC (17)	20-30	L	57,432	A
N. 13	Oregon State	14-21	L	20,385	A
N. 20	Washington	20-28	L	60,100	A

Coach: Jim Sweeney

1976 (3-8-0; 2-5-0)

DATE	OPP	SCORE	W/L	ATT	LOC
S. 11	Kansas (19)	16-35	L	39,475	A
S. 18	Minnesota	14-28	L	31,627	A
S. 25	Wisconsin	26-35	L	69,658	A
O. 2	Idaho	45-6	W	23,500	H
O. 9	USC (11)	14-23	L	37,268	Se
O. 16	UCLA (4)	3-62	L	35,508	A
O. 23	Stanford	16-22	L	24,300	H
O. 30	Oregon	23-22	W	22,200	A
N. 6	Oregon State	29-24	W	20,122	H
N. 13	California	22-23	L	30,000	A
N. 20	Washington	32-51	L	35,800	S

Coach: Jackie Sherrill

1967 (2-8-0; 1-5-0)

DATE	OPP	SCORE	W/L	ATT	LOC
S. 15	USC (7)	0-49	L	44,364	A
S. 23	Oklahoma	0-21	L	51,700	A
S. 30	UCLA (4)	23-51	L	24,200	S
O. 7	Baylor	7-10	L	20,000	A
O. 14	Stanford	10-31	L	26,000	A
O. 21	Arizona State	20-31	L	16,500	S
O. 28	Oregon State	7-35	L	18,115	A
N. 4	Oregon	13-17	L	19,000	H
N. 11	Idaho	52-14	W	15,100	H
N. 18	Washington	9-7	W	47,500	A

Coach: Bert Clark

1972 (7-4-0; 4-3-0)

DATE	OPP	SCORE	W/L	ATT	LOC
S. 9	Kansas	18-17	W	33,500	A
S. 16	California	23-37	L	30,794	A
S. 23	Arizona	28-6	W	30,000	A
S. 30	Utah	25-44	L	20,200	H
O. 7	Idaho	35-14	W	18,500	H
O. 14	Oregon	31-14	W	23,000	A
O. 21	Oregon State	37-7	W	22,000	H
O. 28	UCLA (9)	20-35	L	29,950	A
N. 4	USC (1)	3-44	L	46,500	Se
N. 11	Stanford (20)	27-13	W	20,500	H
N. 18	(20) Washington (17)	27-10	W	34,100	S

Coach: Jim Sweeney

1977 (7-4-0; 3-4-0)

DATE	OPP	SCORE	W/L	ATT	LOC
S. 10	Nebraska (15)	19-10	W	75,922	A
S. 17	Michigan State	23-21	W	50,263	A
S. 24	(15) Kansas	12-14	L	44,540	A
S. 30	USC (2)	7-41	L	61,809	A
O. 8	California (14)	17-10	W	27,500	H
O. 15	UCLA	16-27*	W	37,750	S
O. 22	Stanford	29-31	L	47,500	A
O. 29	Oregon	56-20	W	27,200	H
N. 5	Oregon State	24-10	W	22,657	A
N. 12	Idaho	45-17	W	18,500	H
N. 19	Washington (19)	15-35	L	60,964	A

* = Game later forfeited to WSU by order of Pacific-10 Conference

Coach: Warren Powers

1968 (3-6-1; 1-3-1; Pacific-8 Conference)

DATE	OPP	SCORE	W/L	ATT	LOC
S. 21	Idaho	14-7	W	23,612	S
S. 28	UCLA (8)	21-31	L	41,759	A
O. 5	Utah	14-17	L	16,503	H
O. 12	Arizona State	14-41	L	36,226	A
O. 19	Stanford (14)	21-21	T	15,700	S
O. 26	Oregon State	8-16	L	20,781	H
N. 2	Arizona	14-28	L	31,400	A
N. 9	Oregon	13-27	L	23,000	A
N. 16	San Jose State	46-0	W	8,450	A
N. 23	Washington	24-0	W	31,986	S

Coach: Jim Sweeney

1973 (5-6-0; 4-3-0)

DATE	OPP	SCORE	W/L	ATT	LOC
S. 15	Kansas	8-29	L	39,750	A
S. 22	Arizona State (13)	9-20	L	51,252	A
S. 29	Idaho	51-24	W	22,500	H
O. 6	Ohio State (1)	3-27	L	87,425	A
O. 13	USC (4)	35-46	L	50,975	A
O. 20	UCLA (13)	13-24	L	32,200	S
O. 27	Stanford	14-45	L	48,000	A
N. 3	Oregon	21-14	W	19,800	H
N. 10	Oregon State	13-7	W	17,336	A
N. 17	California	31-28	W	13,082	H
N. 24	Washington	52-26	W	56,500	A

Coach: Jim Sweeney

1978 (4-6-1; 2-6-0; Pacific-10 Conference Begins)

DATE	OPP	SCORE	W/L	ATT	LOC
S. 9	UNLV	34-7	W	26,250	S
S. 16	Idaho	28-0	W	16,950	H
S. 23	Arizona State	51-26	W	33,507	S
S. 30	Army	21-21	T	31,612	A
O. 14	UCLA (14)	31-45	L	40,023	A
O. 21	Stanford	27-43	L	27,411	H
O. 28	Oregon	7-31*	W	25,000	A
N. 4	Oregon State	31-32	L	20,061	H
N. 11	California	14-22	L	28,750	A
N. 18	Arizona	24-31	L	49,557	A
N. 25	Washington	8-38	L	35,187	S

* = Game later forfeited to WSU by order of Pacific-10 Conference

Coach: Jim Walden

1969 (1-9-0; 0-7-0)

DATE	OPP	SCORE	W/L	ATT	LOC
S. 20	Illinois	19-18	W	40,345	A
S. 27	Iowa	35-61	L	43,321	A
O. 4	Oregon	24-25	L	21,092	H
O. 11	UCLA (11)	14-46	L	22,100	S
O. 18	Stanford (18)	0-49	L	31,000	A
O. 25	California	0-17	L	16,700	S
N. 1	Pacific	20-27	L	16,000	H
N. 8	USC (6)	7-28	L	47,158	A
N. 15	Oregon State	3-38	L	23,679	A
N. 22	Washington	21-30	L	54,500	A

Coach: Jim Sweeney

1974 (2-9-0; 1-6-0)

DATE	OPP	SCORE	W/L	ATT	LOC
S. 14	Kansas	7-14	L	29,350	A
S. 21	Idaho	17-10	W	19,300	H
S. 28	Illinois (16)	19-21	L	40,594	A
O. 5	Ohio State (1)	7-42	L	50,000	Se
O. 12	USC (7)	7-54	L	52,000	S
O. 19	UCLA	13-17	L	30,686	A
O. 26	Stanford	18-20	L	22,000	H
N. 2	Oregon	21-16	W	21,500	A
N. 9	Oregon State	3-17	L	17,500	H
N. 16	California (19)	33-37	L	26,573	A
N. 23	Washington	17-24	L	27,800	S

Coach: Jim Sweeney

1979 (5-6-0; 4-4-0)

DATE	OPP	SCORE	W/L	ATT	LOC
S. 8	Arizona	7-22	L	26,753	S
S. 15	Montana	34-14	W	20,157	S
S. 22	Ohio State (16)	29-45	L	87,495	A
S. 29	Syracuse	25-52	L	10,004	B
O. 6	USC (1)	21-51	L	55,117	A
O. 13	UCLA	17-14	W	32,651	H
O. 20	Arizona State	17-28*	W	70,729	A
O. 27	Oregon	26-37*	W	18,650	A
N. 3	Oregon State	45-42	W	21,500	A
N. 10	California	13-45	L	22,055	H
N. 17	Washington (16)	7-17	L	57,750	A

* = Game later forfeited to WSU by order of Pacific-10 Conference

Coach: Jim Walden

1970 (1-10-0; 0-7-0)

DATE	OPP	SCORE	W/L	ATT	LOC
S. 12	Kansas	31-48	L	34,000	A
S. 19	Idaho	44-16	W	27,200	S
S. 26	Michigan State	14-28	L	64,053	A
O. 3	Oregon	13-28	L	21,800	A
O. 10	Arizona State (14)	30-37	L	46,098	A
O. 17	Stanford (9)	16-63	L	30,400	S
O. 24	California	0-45	L	26,103	A
O. 30	UCLA (19)	9-54	L	30,029	A
N. 7	USC	33-70	L	14,500	S
N. 14	Oregon State	16-28	L	16,300	S
N. 21	Washington	25-43	L	33,200	S

Coach: Jim Sweeney

1975 (3-8-0; 0-7-0)

DATE	OPP	SCORE	W/L	ATT	LOC
S. 13	Kansas	18-14	W	38,620	A
S. 20	Utah	30-14	W	19,622	A
S. 27	California	21-33	L	24,500	H
O. 4	Illinois	21-27	L	51,060	A
O. 11	USC (3)	10-28	L	47,408	A
O. 18	UCLA (18)	23-37	L	28,500	S
O. 25	Stanford	14-54	L	35,000	A
N. 1	Oregon	14-26	L	18,100	H
N. 8	Oregon State	0-7	L	13,489	A
N. 15	Idaho	84-27	W	17,300	H
N. 22	Washington	27-28	L	57,100	A

Coach: Jim Sweeney

YEAR-BY-YEAR SCORES

1980-1994

COUGAR FOOTBALL



1980 (4-7-0; 3-4-0)

DATE	OPP	SCORE	W/L	ATT	LOC
S. 13	San Jose State	26-31	L	18,153	S
S. 20	Tennessee	23-35	L	93,520	A
S. 27	Army	31-18	W	24,213	H
O. 4	Pacific	22-24	L	18,123	H
O. 11	Arizona State	21-27	L	64,333	A
O. 18	Arizona	38-14	W	47,132	A
O. 25	Stanford	34-48	L	30,371	H
N. 1	Oregon	10-20	L	30,083	A
N. 8	Oregon State	28-7	W	15,651	H
N. 15	California	31-17	W	30,000	A
N. 22	Washington (16)	23-30	L	34,557	S

Coach: Jim Walden

1981 (8-3-1; 5-2-1)

DATE	OPP	SCORE	W/L	ATT	LOC
S. 12	Montana State	33-21	W	23,721	S
S. 19	Colorado	14-10	W	35,277	A
S. 26	Arizona State (18)	24-21	W	24,481	H
O. 3	Pacific	31-0	W	17,923	H
O. 10	Oregon State	23-0	W	32,500	A
O. 17	(18) UCLA	17-17	T	40,000	H
O. 24	(16) Arizona	34-19	W	50,265	A
O. 31	(14) USC (4)	17-41	L	60,972	A
N. 7	Oregon	39-7	W	33,500	H
N. 14	(17) California	19-0	W	31,000	S
N. 21	(14) Washington (17)	10-23	L	60,234	A
D. 18	(20) BYU (14)*	36-38	L	52,419	SD

*Holiday Bowl

Coach: Jim Walden

1982 (3-7-1; 2-4-1)

DATE	OPP	SCORE	W/L	ATT	LOC
S. 11	Idaho	34-14	W	25,321	S
S. 18	Colorado	0-12	L	30,923	S
S. 25	Minnesota	11-41	L	50,653	A
O. 2	Tennessee	3-10	L	91,744	A
O. 9	Oregon State	14-14	T	22,937	H
O. 16	UCLA (12)	17-42	L	41,732	Pa
O. 23	Stanford	26-31	L	26,806	H
O. 30	Arizona	17-34	L	27,412	H
N. 6	Oregon	10-3	W	20,178	A
N. 13	California	14-34	L	34,060	A
N. 20	Washington (5)	24-20	W	40,000	H

Coach: Jim Walden

1983 (7-4-0; 5-3-0)

DATE	OPP	SCORE	W/L	ATT	LOC
S. 3	Montana State	27-7	W	21,750	S
S. 10	Michigan (6)	17-20	L	103,256	A
S. 17	Arizona (7)	6-45	L	25,000	H
S. 24	UNLV	41-28	W	16,500	S
O. 8	USC	17-38	L	43,106	A
O. 15	UCLA	14-24	L	30,000	H
O. 22	Arizona State (13)	31-21	W	67,516	A
O. 29	Oregon	24-7	W	29,500	H
N. 5	Oregon State	27-9	W	32,500	A
N. 12	California	16-6	W	15,000	H
N. 19	Washington (15)	17-6	W	59,220	A

Coach: Jim Walden

1984 (6-5-0; 4-3-0)

DATE	OPP	SCORE	W/L	ATT	LOC
S. 1	Tennessee	27-34	L	93,727	A
S. 8	Utah	42-40	W	21,000	H
S. 15	Ohio State (9)	0-44	L	89,297	A
S. 22	Ball State	16-14	W	16,000	H
O. 6	USC	27-29	L	33,000	H
O. 13	UCLA	24-27	L	40,122	A
O. 20	Stanford	49-42	W	33,000	A
O. 27	Oregon	50-41	W	24,874	A
N. 3	Oregon State	20-3	W	26,000	H
N. 10	California	33-7	W	20,250	A
N. 17	Washington (8)	29-38	L	40,000	H

Coach: Jim Walden

1985 (4-7-0; 3-5-0)

DATE	OPP	SCORE	W/L	ATT	LOC
A. 31	Oregon	39-42	L	25,900	H
S. 7	California	20-19	W	30,135	H
S. 14	Arizona	7-12	L	46,437	A
S. 21	Utah	37-44	L	28,576	A
S. 28	Ohio State (5)	32-48	L	89,954	A
O. 12	Oregon State	34-0	W	27,236	A
O. 19	UCLA (18)	30-31	L	32,302	H
O. 26	Arizona State	16-21	L	14,875	H
N. 2	USC	13-31	L	46,954	A
N. 16	Montana State	64-14	W	15,000	H
N. 23	Washington	21-20	W	60,197	A

Coach: Jim Walden

1986 (3-7-1; 2-6-1)

DATE	OPP	SCORE	W/L	ATT	LOC
S. 6	UNLV	34-14	W	17,000	H
S. 13	San Jose State	13-20	L	15,000	H
S. 20	California	21-31	L	41,500	A
S. 27	Arizona State (11)	21-21	T	70,543	A
O. 4	Oregon State	24-14	W	25,200	H
O. 11	USC (9)	34-14	W	26,000	H
O. 25	UCLA (17)	16-54	L	46,189	A
N. 1	Stanford	12-42	L	35,000	A
N. 8	Arizona (17)	6-31	L	17,000	H
N. 15	Oregon	17-27	L	25,137	A
N. 22	Washington (12)	23-44	L	40,000	H

Coach: Jim Walden

1987 (3-7-1; 1-5-1)

DATE	OPP	SCORE	W/L	ATT	LOC
S. 5	Fresno State	41-24	W	22,971	H
S. 12	Wyoming	43-28	W	24,151	H
S. 19	Michigan (19)	18-44	L	103,521	A
S. 26	Colorado	17-26	L	43,527	A
O. 10	Stanford	7-44	L	31,538	H
O. 17	Arizona State	7-38	L	70,341	A
O. 24	Arizona	45-28	W	22,269	H
O. 31	USC	7-42	L	24,834	A
N. 14	Oregon	17-31	L	14,089	H
N. 21	Washington	19-34	L	74,038	A
N. 29	Cal (Coca Cola Bowl)	17-17	T	54,000	J

Coach: Dennis Erickson

1988 (9-3-0; 5-3-0)

DATE	OPP	SCORE	W/L	ATT	LOC
S. 3	Illinois	44-7	W	54,458	A
S. 10	Minnesota	41-9	W	40,071	A
S. 17	Oregon	28-43	L	30,263	H
O. 1	Tennessee	52-24	W	92,276	A
O. 8	(19) California	44-13	W	27,077	H
O. 15	Arizona	28-45	L	48,287	A
O. 22	Arizona State	28-31	L	33,170	H
O. 29	UCLA (1)	34-30	W	51,970	A
N. 5	Stanford	24-21	W	36,500	A
N. 12	Oregon State	36-27	W	19,702	H
N. 19	(19) Washington	32-31	W	40,000	H
D. 25	(18) Houston (14)*	24-22	W	35,132	Hon

*Aloha Bowl

Coach: Dennis Erickson

1989 (6-5-0; 3-5-0)

DATE	OPP	SCORE	W/L	ATT	LOC
S. 2	Idaho	41-7	W	33,914	H
S. 7	Brigham Young (24)	46-41	W	64,310	A
S. 16	(23) Oregon State	41-3	W	26,883	H
S. 23	Wyoming	29-23	W	20,041	A
S. 30	(19) USC (11)	17-18	L	38,434	H
O. 7	(21) Oregon (23)	51-38	W	44,963	A
O. 14	(17) Stanford	31-13	W	24,617	H
O. 21	(15) Arizona (22)	21-23	L	36,090	H
O. 28	(23) Arizona State	39-44	L	62,416	A
N. 11	California	26-38	L	33,000	A
N. 18	Washington	9-20	L	73,527	A

Coach: Mike Price

1990 (3-8-0; 2-6-0)

DATE	OPP	SCORE	W/L	ATT	LOC
S. 1	Texas Christian	21-3	W	25,198	A
S. 8	Wyoming	13-34	L	30,484	H
S. 15	Brigham Young (5)	36-50	L	65,838	A
S. 22	California	41-31	W	32,229	H
S. 29	UCLA	20-30	L	34,190	H
O. 6	USC (15)	17-30	L	59,357	A
O. 20	Oregon State	55-24	W	27,245	A
O. 27	Arizona (23)	34-42	L	55,520	A
N. 3	Stanford	13-31	L	30,000	A
N. 10	Arizona State	26-51	L	20,070	H
N. 17	Washington (10)	10-55	L	37,600	H

Coach: Mike Price

1991 (4-7-0; 3-5-0)

DATE	OPP	SCORE	W/L	ATT	LOC
S. 7	Oregon	14-40	L	42,995	A
S. 14	Fresno State	30-34	L	20,647	H
S. 21	Ohio State (16)	19-33	L	92,687	A
S. 28	UNLV	40-13	W	20,628	A
O. 5	Oregon State	55-7	W	25,100	H
O. 12	USC	27-34	L	23,997	H
O. 19	Arizona State (25)	17-3	W	48,682	A
N. 2	UCLA (23)	3-44	L	43,592	A
N. 9	Arizona	40-27	W	21,520	H
N. 16	Stanford (22)	14-49	L	18,238	H
N. 23	Washington (2)	21-56	L	72,581	A

Coach: Mike Price

1992 (9-3-0; 5-3-0)

DATE	OPP	SCORE	W/L	ATT	LOC
S. 5	Montana	25-13	W	21,068	H
S. 12	Arizona	23-20	W	39,112	A
S. 26	Fresno State	39-37	W	38,077	A
O. 3	Temple	51-10	W	21,861	H
O. 10	Oregon State	35-10	W	30,459	A
O. 17	(22) UCLA	30-17	W	32,208	H
O. 24	(13) USC (15)	21-31	L	54,038	A
O. 31	(19) Oregon	17-34	L	25,450	H
N. 7	(25) Arizona State	20-18	W	15,441	H
N. 14	(21) Stanford (15)	3-40	L	52,018	A
N. 21	Washington (5)	42-23	W	37,600	H
D. 29	(18) Utah*	31-28	W	40,867	Tuc

*Copper Bowl

Coach: Mike Price

1993 (5-6-0; 3-5-0)

DATE	OPP	SCORE	W/L	ATT	LOC
S. 4	Michigan (3)	14-41	L	105,512	A
S. 11	Montana State	54-14	W	19,068	H
S. 18	Oregon State	51-6	W	24,682	H
S. 25	USC	3-34	L	48,471	A
O. 2	Pacific	12-0	W	14,616	A
O. 9	Arizona State	44-25	W	27,077	H
O. 16	California (21)	34-7	W	30,117	H
O. 23	(25) Arizona (7)	6-9	L	46,675	A
O. 30	Oregon	23-46	L	35,846	A
N. 6	UCLA (12)	27-40	L	34,987	H
N. 20	Washington	3-26	L	72,688	A

Coach: Mike Price

1994 (8-4-0; 5-3-0)

DATE	OPP	SCORE	W/L	ATT	LOC
S. 1	Illinois (21)	10-9	W	39,472	Ch
S. 10	Fresno State	24-3	W	24,107	H
S. 24	(22) UCLA (18)	21-0	W	42,877	A
O. 1	(17) Tennessee	9-10	L	95,556	A
O. 8	(22) Oregon	21-7	W	37,600	H
O. 15	(20) Arizona (14)	7-10	L	37,600	H
O. 22	(23) Arizona State	28-21	W	46,494	A
O. 29	(22) California	26-23	W	34,000	A
N. 5	(16) USC (22)	10-23	L	36,686	H
N. 12	(24) Oregon State	3-21	L	26,438	A
N. 19	Washington (18)	23-6	W	37,600	H
D. 31	(24) Baylor*	10-3	W	44,106	SA

*Alamo Bowl

Coach: Mike Price

YEAR-BY-YEAR SCORES

1995-2006

COUGAR FOOTBALL



2007 OUTLOOK
WSU COACHES
PLAYER PROFILES
WSU OPPONENTS
2006 IN REVIEW
COUGAR HISTORY

1995 (3-8-0; 2-6-0)

DATE	OPP	SCORE	W/L	ATT	LOC
S. 2	Pittsburgh	13-17	L	35,513	A
S. 9	Montana	38-21	W	28,312	H
S. 23	UCLA (16)	24-15	W	33,711	H
S. 30	Nebraska (2)	21-35	L	75,777	A
O. 7	Oregon State	40-14	W	31,876	H
O. 14	USC (5)	14-26	L	51,131	A
O. 21	Oregon (12)	7-26	L	46,109	A
O. 28	Arizona	14-24	L	32,924	H
N. 4	California	11-27	L	31,000	A
N. 11	Stanford	24-36	L	26,572	H
N. 18	Washington (22)	30-33	L	74,144	A

Coach: Mike Price

1996 (5-6-0; 3-5-0)

DATE	OPP	SCORE	W/L	ATT	LOC
A. 31	Colorado (5)	19-37	L	51,481	A
S. 7	Temple	38-34	W	10,169	A
S. 21	Oregon (25)	55-44	W	30,124	H
S. 28	San Jose State	52-16	W	24,195	H
O. 5	Arizona	26-34	L	47,405	A
O. 12	Oregon State	24-3	W	26,722	A
O. 19	California (19)	21-18	W	27,182	H
O. 26	USC	24-29	L	33,111	H
N. 9	UCLA	14-38	L	40,421	A
N. 16	Stanford	17-33	L	30,280	A
N. 23	Washington (12)	24-31 (OT)	L	37,600	H

Coach: Mike Price

1997 (10-2-0; 7-1-0)

DATE	OPP	SCORE	W/L	ATT	LOC
A. 29	UCLA	37-34	W	26,000	H
S. 13	USC (23)	28-21	W	51,655	A
S. 20	(19) Illinois	35-22	W	47,131	A
S. 27	(15) Boise State	58-0	W	34,131	H
O. 4	(15) Oregon	24-13	W	43,516	A
O. 18	(13) California	63-37	W	35,759	H
O. 25	(10) Arizona	35-34 (OT)	W	31,137	H
N. 1	(10) Arizona State (20)	31-44	L	73,644	A
N. 8	(16) SW Louisiana	77-7	W	32,345	H
N. 15	(14) Stanford	38-28	W	40,306	H
N. 22	(11) Washington (16)	41-35	W	74,268	A
J. 1	(8) Michigan (1)*	16-21	L	101,219	Pa

*Rose Bowl

Coach: Mike Price

1998 (3-8-0; 0-8-0)

DATE	OPP	SCORE	W/L	ATT	LOC
S. 5	Illinois	20-13	W	31,568	H
S. 12	Boise State	33-21	W	26,189	A
S. 19	Idaho	24-16	W	36,770	H
S. 26	California	14-24	L	32,000	A
O. 3	UCLA (4)	17-49	L	67,210	A
O. 10	Oregon (15)	29-51	L	37,196	H
O. 17	USC	14-42	L	31,178	H
O. 31	Arizona State	28-38	L	34,039	H
N. 7	Arizona (10)	7-41	L	47,761	A
N. 14	Stanford	28-38	L	30,418	A
N. 21	Washington	9-16	L	37,251	H

Coach: Mike Price

1999 (3-9-0; 1-7-0)

DATE	OPP	SCORE	W/L	ATT	LOC
S. 4	Utah	7-27	L	26,179	H
S. 11	Stanford	17-54	L	36,592	A
S. 18	Idaho	17-28	L	34,873	H
S. 25	Arizona	24-30	L	26,787	H
O. 2	California	31-7	W	27,682	H
O. 9	Louisiana-Laf.	44-0	W	23,276	H
O. 23	Arizona State	21-33	L	57,537	A
O. 30	Oregon State	13-27	L	34,240	H
N. 6	Oregon	10-52	L	44,090	A
N. 13	USC	28-31	L	23,065	H
N. 20	Washington	14-24	L	72,973	A
N. 27	Hawaii	22-14	W	45,382	A

Coach: Mike Price

2000 (4-7-0; 2-6-0)

DATE	OPP	SCORE	W/L	ATT	LOC
S. 2	Stanford	10-24	L	21,793	H
S. 16	Utah	38-21	W	38,814	A
S. 23	Idaho	34-38	L	31,409	H
S. 30	California	21-17	W	30,500	A
O. 7	Boise State	42-35	W	25,129	H
O. 14	Arizona (22)	47-53 (OT)	L	50,350	A
O. 21	Arizona State	20-23 (OT)	L	25,199	H
O. 28	Oregon State (18)	9-38	L	34,491	A
N. 4	Oregon (7)	24-27 (OT)	L	23,314	H
N. 11	USC	33-27	W	40,565	A
N. 18	Washington (6)	3-51	L	33,010	H

Coach: Mike Price

2001 (10-2-0; 6-2-0)

DATE	OPP	SCORE	W/L	ATT	LOC
A.30	Idaho	36-7	W	31,097	H
S.8	Boise State	41-20	W	27,697	A
S.22	California	51-20	W	21,534	H
S.29	Arizona	48-21	W	42,729	A
O.6	Oregon State	34-27	W	35,283	H
O.13	Stanford (23)	45-39	W	40,950	A
O.18	(19) Montana State	53-28	W	14,325	H
O.27	(14) Oregon (11)	17-24	L	34,150	H
N.3	(16) UCLA (9)	20-14	W	33,462	H
N.10	(11) Arizona State	28-16	W	47,229	A
N.17	(9) Washington (16)	14-26	L	74,442	A
D.31	(13) Purdue*	33-27	W	47,812	EP

*Sun Bowl

Coach: Mike Price

2002 (10-3-0; 7-1-0)

DATE	OPP	SCORE	W/L	ATT	LOC
A.31	(12) Nevada	31-7	W	63,588	Se
S.7	(11) Idaho	49-14	W	30,110	H
S.14	(10) Ohio State (6)	7-25	L	104,553	A
S.21	(16) Montana State	45-28	W	23,713	H
S.28	(16) California	48-38	W	29,297	A
O.5	(17) USC (18)	30-27 (OT)	W	36,861	H
O.12	(12) Stanford	36-11	W	30,750	A
O.26	(9) Arizona	21-13	W	46,462	A
N.2	(8) Arizona State (16)	44-22	W	37,444	H
N.9	(5) Oregon (15)	32-21	W	37,600	H
N.23	(3) Washington	26-29 (3OT)	L	37,600	H
D.7	(7) UCLA	48-27	W	56,335	A
J.1	(7) Oklahoma (8)*	14-34	L	86,848	Pa

*Rose Bowl

Coach: Mike Price

2003 (10-3-0, 6-2-0)

DATE	OPP	SCORE	W/L	ATT	LOC
A.30	Idaho	25-0	W	50,113	Se
S.6	Notre Dame (19)	26-29 (OT)	L	80,795	A
S.13	Colorado (17)	47-26	W	48,146	A
S.20	(24) New Mexico	23-13	W	32,344	H
S.27	(21) Oregon (10)	55-16	W	57,473	A
O.4	(14) Arizona	30-7	W	34,923	H
O.18	(6) Stanford	24-14	W	48,526	A
O.25	(6) Oregon State	36-30	W	35,117	H
N.1	(6) USC (3)	16-43	L	82,478	A
N.8	(12) UCLA	31-13	W	33,846	H
N.15	(8) Arizona State	34-19	W	30,423	H
N.22	(8) Washington	19-27	L	74,549	A
D.30	(15) Texas (5)*	28-20	W	61,102	SD

*Holiday Bowl

Coach: Bill Doba

2004 (5-6-0, 3-5-0)

DATE	OPP	SCORE	W/L	ATT	LOC
S.3	New Mexico	21-17	W	34,860	A
S.11	Colorado	12-20	L	56,188	Se
S.18	Idaho	49-8	W	34,858	H
S.25	Arizona	20-19	W	43,579	A
O.9	Oregon	38-41	L	35,117	H
O.16	Stanford	17-23	L	34,963	H
O.23	Oregon State	19-38	L	36,265	A
O.30	USC (1)	12-42	L	35,117	H
N.6	UCLA	31-29	W	62,251	A
N.13	Arizona State (20)	28-45	L	60,319	A
N.20	Washington	28-25	W	34,334	H

Coach: Bill Doba

2005 (4-7-0, 1-7-0)

DATE	OPP	SCORE	W/L	ATT	LOC
S.1	Idaho	38-26	W	28,339	H
S.9	Nevada	55-21	W	17,552	A
S.17	Grambling State	48-7	W	51,486	Se
O.1	Oregon State	33-44	L	42,908	A
O.8	Stanford	21-24	L	33,442	H
O.15	UCLA (12)	41-44 (OT)	L	35,117	H
O.22	California (25)	38-42	L	52,569	A
O.29	USC (1)	13-55	L	92,021	A
N.5	Arizona State	24-27	L	31,054	H
N.12	Oregon	31-34	L	27,595	H
N.19	Washington	26-22	W	70,713	A

Coach: Bill Doba

2006 (6-6-0, 4-5-0)

DATE	OPP	SCORE	W/L	ATT	LOC
S.2	Auburn (4)	14-40	L	87,451	A
S.9	Idaho	56-10	W	29,431	H
S.16	Baylor	17-15	W	41,358	Se
S.23	Stanford	36-10	W	37,498	A
S.30	USC (3)	22-28	L	35,117	H
O.7	Oregon State	13-6	W	42,951	A
O.14	California (10)	3-21	L	31,441	H
O.21	Oregon (16)	34-23	W	35,117	H
O.28	UCLA	37-15	W	53,058	A
N.4	(25) Arizona	17-27	L	35,117	H
N.11	Arizona State	17-47	L	53,289	A
N.18	Washington	32-35	L	35,117	H

Coach: Bill Doba

WSU All-Time

TOTAL GAMES WON 487

TOTAL GAMES LOST 466

TOTAL GAMES TIED 45

TOTAL GAMES 998

LOCATION LEGEND

B	Buffalo	Her	Hershey, Pennsylvania	P	Portland	SA	San Antonio	SF	San Francisco
Ch	Chicago	Hon	Honolulu, Hawaii	Pa	Pasadena, Calif.	SD	San Diego	T	Tacoma
EP	El Paso	J	Tokyo, Japan	S	Spokane	Se	Seattle	Tuc	Tucson, Arizona

WSU COUGAR LETTERMEN

In 2002 WSU began compiling roster information on all players who have earned varsity letters. The project is on-going. If you have missing information for players prior to 1950, please e-mail the information to rodco@wsu.edu.

No Name, Pos, Height, Weight, Hometown, High School Letter Years

No	Name, Pos, Height, Weight, Hometown, High School	Letter Years
A		
82	Michael Abbott, E, 6-0, 167, Seattle, West Seattle	1961-62
74	William B. Abbott, G/T, 6-3, 230, Spokane, Central Valley	1967-68
19	Romeen Abdollmohammadi	2006
28	Hamza Abdullah, FS, 6-3, 210, Pomona, Calif., Pomona	2001-04
23	Husain Abdullah	2004-06
33	Richard Abrams, F, 5-11, 210, Bellingham, Bellingham	1945-46
17	D.D. Acholonu, DE, 6-3, 245, Seattle, Inglemoor	2000-03
9	Kearney Adams, WR, 5-9, 165, Gilbert, Ariz., Gilbert	1994-95
4	Kevin Adams, PK, 5-11, 181, Everett, Cascade	1986-87
87	Marvin Adams, DE, 6-6, 250, Modesto, Calif., Central Catholic	1985-87
98	Anthony Adedipe, DE, 6-3, 254, E. Palo Alto, Calif., Washington	1999-00
22	Tracy Adkins, DB, 5-11, 170, Los Angeles, Calif., Manual Arts	1982-83
77	Patrick Afif, OL, 6-7, 325, Temecola, Calif., Temecola	2003-04
3	James Agee, Q, 5-10, 168, Dayton, Dayton	1932-33-34-35
88	John Mike Agee, Q, 5-10, 174, Alexandria, Va., George Washington	1957-59
44	Mark Ahlberg, TE, 6-5, 262, Fullerton, Calif., Troy	2002
7	Edwin Ahlskog, G, 190, Coeur d'Alene, Coeur d'Alene	1923-24
3	Harold Ahlskog, T, 6-1, 195, Spokane, Lewis & Clark	1928-29-30
92	A'i Ahmu	2005-06
6	Frank Akins, RH, 5-10, 190, Spokane, Rogers	1939-40-41
48	Harold Akins, F, 5-10, 176, Spokane, Rogers	1942-46-47
3	Terry Alberta, PK, 6-2, 190, Billings, Mont., Billings	1976
69	Robert Aldrich, OG-C, 6-2, 228, Sunnyvale, Calif., Fremont	1972-73-74
20	Swinton Aldrich, Q, 5-11, 170, Honolulu, Hawaii, Kamehameha	1956-57
90	Ing Aleaga, DL, 6-3, 285, Aiea, Hawaii, Aiea	1999-2001
	Elmer Alexander, RHB, 160, Pasco, Pasco	1922
69	Kenny Alfred	2006
55	Tuineau Alipate, MLB, 6-2, 238, Union City, Calif., Logan	1985-86-87-88
12	Dwayne Allen, E, 172	1934-36
19	Kourtney Allen, WR, 5-10, 171, Kansas City, Kan., Summit	1996
18	Bert Allinger, F, 6-0, 194, Vancouver, Vancouver	1949
76	Walter Altobelli, T, 5-8, 220, Los Angeles, Calif., Los Angeles	1959
22	Reynaldo Alvarado, H, 5-11, 205, Los Angeles, Calif., Los Angeles	1955
	Emory Alvord	1913-14
59	Martin Ancelotti, DT, 6-0, 207, Ukiah, Calif., Ukiah	1969-70-71
49	Kevin Andal, TE, 6-2, 227, Seattle, Interlake	1988-89
26	Charles Anderson, TB, 6-0, 190, Seaside, Calif., Seaside	1972-73-75
63	Crosby Anderson, LB, 6-2, 216, Seaside, Calif., Luke Phillips	1970-71
4	Hjalmer Anderson, RE, 6-0, 197, Seattle, Ballard	1942
60	Jerry Anderson, G, 6-0, 195, Seattle, Shorecrest	1965-66
9	Kareem Anderson, P, 6-0, 199, Phoenix, Ariz., South Mountain	1998-99
22	Lavell Anderson, RB, 5-7, 170, San Diego, Calif., Eastlake	2001
89	Neil Anderson, OE, 6-3, 240, Birds Landing, Calif., Rio Vista	1965-66-67
21	Ray Anderson, T, 6-2, 193, Spokane	1934-35-36
66	Robert Anderson, LH, 6-1, 174, Spokane, Gonzaga Prep	1945
84	Rod Anderson, DE, 6-1, 216, Pendleton, Ore., Pendleton	1971-73
91	Terry Anderson, DT-L, 6-5, 240, Spokane, Gonzaga Prep	1975-77
3	Joe Angelo, Q, 5-10, 183, San Francisco, Calif.	1936-38
45	Vincent Antonio, FB, 5-11, 210, Arroyo Grande, Calif., Arroyo Grande	1962
	Harry Applequist	1912-15
1	Ollie Arbelbide, H, 5-10, 171, Los Angeles, Calif.	1932-34
10	Gene Arger, LG, 5-9, 181, Tacoma	1941-42, 45
67	Calvin Armstrong, OL, 6-7, 321, Centralia, Centralia	2001-04
42	Ed Armstrong, WR, 6-1, 197, Tacoma, Franklin Pierce	1968-70
42	Bob Arps, C, 6-3, 180, Tacoma, Lincoln	1946
26	Alvan Arzu, RB, 5-10, 205, Sylmar, Calif., Notre Dame	1997, 1999
57	Kevin Ashworth, LB, 6-1, 219, Garden Grove, Calif., Pacifica	1991-92
29	Brandon Asuega-Stark, RB, 5-10, 219, Issaquah, Issaquah	2004-05
52	Jack Atwood, C, 6-2, 200, Compton, Calif., Burbank	1956
55	Rick Austin, OL, 6-3, 338, Rialto, Calif., Eisenhower	1995
45	Brock Aynsley, WR, 6-2, 185, Kelowna, B.C., Larry Johnson	1969-72

No	Name, Pos, Height, Weight, Hometown, High School	Letter Years
B		
69	Leroy Babbit, G, 5-9, 210, Pullman, Pullman	1961
10	Francis Bacoka, E, 6-2, 195, Everett, Everett	1945-47
5	Bryon Bailey, H, 5-10, 183, Seattle, West Seattle	1949-51
75	Mike Bailey, OT, 6-4, 274, Medford, Ore., North Medford	1990, 92-93
43	Huarleen Bain, HB, 6-0, 195, Vancouver, Ft. Vancouver	1965

60	Richard Baird, LB, 6-2, 195, Seattle, Roosevelt	1965-67
78	Eugene D. Baker, T, 5-10, 196, Buckley, White River	1955-57
48	Fred Baker, Q, 6-1, 206, Mead, Mead	1942
74	Glenn Baker, T, 6-3, 240, Waitsburg, Waitsburg	1961-63
86	Tom Baker, LE, 5-11, 180, Tacoma, Stadium	1947-49
89	Mark Baldwin, TE, 6-6, 245, Brandon, Miss., Brandon	2000-01
32	Richard Baldwin, T, 6-3, 215, Bellingham, N. Cent. Spokane	1967
89	Clete Baltes, E, 6-0, 190, Versailles, Ohio, Versailles	1962-63
56	Chris Baltzer, LB, 6-0, 235, Eugene, Ore., Sheldon	2004-05
12	Benton Bangs, RH, 5-10, 170, Chelan, Chelan	1914-17
12	Jeff Banks, P, 6-0, 175, Upland, Calif., Bishop Amat	1996-97
9	Mory Banks, DB, 5-11, 198, Los Angeles, Calif., Crenshaw	1999-00
4	Rex Bantz, F, 6-0, 185, Chehalis, Chehalis	1938-39
15	William Bantz, T, 6-5, 205, Chehalis, Chehalis	1937-39
93	Dave Barber, DT, 6-2, 195, Rancho Cordova, Calif., Cordova	1977
89	Edward R. Barker, E, 6-3, 200, Sunnyside, Sunnyside	1950-52
	Frank Barnard	1900-02
62	Charles Barnes, G, 6-1, 195, Santa Maria, Calif., Santa Maria	1962-63
79	Noel Barnes, C, 6-5, 245, Seattle, Franklin	1975-77
76	James Barney, T, 6-1, 190, Prineville, Ore., Prineville	1956
80	Carl Barschig, TE, 6-2, 213, Pico Rivera, Calif., Pico Rivera	1974-75
61	Steven Bartelle, LB, 5-10, 205, Pullman, Pullman	1966-68
8	Kyle Basler, P, 6-3, 234, McCleary, Elma	2002-05
24	Christian Bass	2004-06
8	Paul E. Bates, E, 6-0, 178, Albany, Ore., Albany	1935-37
72	Richard B. Bauder, DT, 6-0, 210, Tacoma, Wilson	1964-66
43	Edwin Bayne, H, 5-11, 166, Billings, Mont., Billings	1936-38
89	Pat Beach, TE, 6-4, 235, Pullman, Pullman	1978-81
	Otton Beaner	1908-09
97	Mike Beasley, DT, 6-4, 237, Palo Alto, Calif., Palo Alto	1982-83, 85
35	Charles Beckel, FB, 6-1, 190, Spokane, Gonzaga Prep	1952-54
30	Joseph Beckman, RT, 6-0, 195, Tacoma	1939-41
13	Ian Bell	2005-06
25	Kay Bell, T, 6-2, 209, Seattle	1934-36
6	Henry Bendele, F, 5-8, 175, Seattle	1931-33
91	Leon Bender, DT, 6-5, 308, Santee, Calif., Santana	1996-97
73	Henry Bendix, QT, 6-1, 215, Spokane, Shadle Park	1967-69
5	LeRoy Bendix, G, 180, Chewelah, Chewelah	1925-27
46	Patrick Bennett, LB, 6-0, 224, Forks, Forks	2001-04
12	Wally Bennett, QB, 6-5, 211, Bellevue, Newport	1973-76
4	Woodson Bennett, Q, 5-11, 160, Seattle	1933-35
	Kenneth Benson, G, 5-11, 190, The Dalles, Ore., The Dalles	1956
70	William Benton, T, 6-5, 215, East Bakersfield, Calif., East Bakersfield	1962
15	Garry Bergan, QB, 6-2, 185, Issaquah, Issaquah	1970-71
71	Dave Berger, DT, 6-4, 232, Oakland, Calif., Skyline	1968-69
39	Wayne Berry, HB, 6-0, 170, LaGrande, Ore., LaGrande	1951-53
68	William Berry, G, 5-7, 165, Pullman, Pullman	1958-60
3	Harold Bervin, E, 180, Spokane, North Central	1923-25
71	George Beveridge, T, 6-1, 220, Temple City, Calif., Temple City	1963-66
52	George Bican, T, 6-1, 192, Sacramento, Calif.	1931-33
81	Troy Bienemann, TE, 6-4, 258, Mt. View, Calif., St. Francis	2002-05
90	Cleve Bigelow, CB, 5-11, 176, Compton, Calif., Compton	1981
85	Mark Bircher, WR, 6-1, 184, Richland, Columbia	1985-86
13	Steve Birnbaum, QB, 6-5, 225, Chino Hills, Calif., Ayala	1996-99
87	Dennis Birney, E, 6-0, 196, Covina, Calif., Covina	1965
5	Michael Black, RB, 6-0, 206, Los Angeles, Calif., Dorsey	1996-97
45	Louis Blakeley, FB, 5-10, 185, Sacramento, Calif., C.K. McClatchy	1960-61
96	Lee Blankeny, SLB, 6-0, 234, Concord, Calif., Ygnacio	1980-81-83-84
39	Morris Blankenbaker, RH, 5-1, 175, Yakima, Davis	1962
11	Drew Bledsoe, QB, 6-5, 224, Walla Walla, Walla Walla	1990-92
88	Ozell Bledsoe, DE, 6-3, 222, East St. Louis, Ill., LA Harbor JC	1974
2	John Bley, T, 6-2, 194, Spokane, Lewis & Clark	1933-35
66	Raymond Blier, T, 6-0, 212, Colville, Colville	1956-58
30	Mark Blocker, CB, 5-9, 164, Los Angeles, Calif., Manual Arts	1982
10	Ed Blount, QB, 5-11, 190, Pasadena, Calif., Blair	1984-86
8	Darryl Blunt	2006
62	Alan Boatman, C, 6-2, 265, Kettle Falls, Kettle Falls	1985-86
2	Phillip Bobo, WR, 5-11, 186, Moreno Valley, Calif., Moreno Valley	1990-92
18	George Bohannon, LE, 180, Cle Elum, Cle Elum	1920-21
26	Jeremy Bohannon, SS, 5-10, 206, Richland, Richland	2001-04
62	Elmo Bond, RT, 6-3, 200, Hoquiam, Hoquiam	1946
	Clarence Boone	1917
	Holt Boone	1908
	R. R. Boone	1915-16

WSU COUGAR LETTERMEN

41	Jed Collins, TE	2004-06
95	Ken Collins, DT, 6-3, 230, Cashmere, Cashmere	1978-81
25	Milford Collins, G, 6-0, 190, Hoquiam	1939-40
	Oscar Collins	1904-05
25	Ron Collins, SS, 5-10, 184, Cashmere, Cashmere	1983-85
35	Tom Collins, LG, 6-0, 195, Abilene, Texas, Abilene	1946
27	Harold Companion, G, 185, Everett	1931
62	Gerald Conine, G, 5-11, 200, Fife, Fife	1960
30	Timothy Connors, H, 5-9, 175, Spokane, Gonzaga Prep	1960
	Alvin Coohn	1908-09
78	Gerald Cook II, OL, 6-6, 273, Honolulu, Hawaii, Campbell	2000
23	Harold Cook, HB, 160, Bremerton, Bremerton	1922
76	Ivan Cook, DE, 6-3, 243, Roseville, Calif., Roseville	1985-88
99	Stephen Cook, DT, 6-3, 285, Kirkland, Juanita	2001-04
41	Tony Cook, SS, 6-0, 181, Los Angeles, Calif., Locke	1974
30	William Cook, E, 6-3, 215, Pendleton, Ore., Pendleton	1963-64
	Dolph Cooledge	1902
	Alvin Coon	1901
26	Clarence Coplin, H, 5-8, 170, Seattle, Highline	1955
62	Richard Copple, G, 6-2, 202, Medford, Ore., Medford	1959-60
	Leo Coulter	1910-13
87	Alan Cox, P, 6-2, 190, Manti, Utah, Manti	2000-01
71	Greg Craighead, DT, 6-3, 225, Wheeling, Ill., Wheeling	1971-73
92	Joel Crawford, DL, 6-0, 230, Everett, Cascade	2003
82	Dave Crema, DE, 6-3, 202, Los Gatos, Calif., Los Gatos	1968-69
60	Joe Criscione, OL, 6-3, 285, Whittier, Calif., LaSerna	1998-99
70	Steve Cromer, OG, 6-4, 285, Lewiston, Idaho, Lewiston	1987-90
60	Pat Crook, G, 5-9, 205, Richland, Richland	1959-61
40	Marvin S. Cross, F, 5-10, 200, Edmonds, Edmonds	1948-49
40	Robert Crow, CB, 5-8, 168, Long Beach, Calif., Harbor JC	1974
24	Lanche Crowe, C, 190, Pullman, Pullman	1924-25
	William Cumming	1898
5	Rufus Cunningham, FS, 5-11, 166, Seaside, Calif., Monterey Peninsula	1973-75
56	Dave Currie, Q, 5-8, 173, Willoughby, Ohio	1939
15	Forrest Curry, E, 6-0, 177, Spokane, North Central	1926-28
84	Chad Cushing, TE, 6-4, 250, Janesville, Wis., Janesville Craig	1990-91
90	Tom Cushing, SLB, 6-1, 216, Richland, Columbia	1984
32	Omowale (Wally) Dada	2003

D

32	Wally Dada, CB, 5-11, 194, Chicago, Ill., Sandburg	2004-05
28	Eric Dahl, S, 6-0, 193, Redwood City, Sequoia	1969
10	Mentor Dahlen, Q, 5-10, 173, Spokane, Lewis & Clark	1930-33
29	Tyrone Daisy, CB, 5-11, 175, Seattle, Garfield	1970-72
3	Joe Danelo, K, 5-9, 167, Spokane, Gonzaga Prep	1972-74
79	Joe Daniels, DE, 6-3, 240, Aberdeen, Aberdeen	1972-74
1	Devard Darling, WR, 6-3, 206, Houston, Texas, Sugarland	2002-03
33	James Darling, LB, 6-1, 240, Kettle Falls, Kettle Falls	1993-96
16	Tim Davey, P, 6-0, 178, Spokane, Gonzaga Prep	1978-81
29	Jason David, DB, 5-8, 165, Covina, Calif., Charter Oak	2000-03
80	Adam Davis, WR, 6-0, 169, Aurora, Colo., Hinkley	1998, 2000
16	Albert Davis, LG, 184, Clarkston, Clarkston	1921-22
1	C. J. Davis, WR, 5-11, 184, Tacoma, Curtis	1988-89, 91-92
12	Chad Davis, QB, 6-2, 200, San Diego, Calif., Mira Mesa	1994-95
12	Ira Davis, LB, 6-0, 207, Seattle, Garfield	2000-02
	Jerry Davis	1974
41	Johnny Davis, WR, 5-10, 175, Wichita Falls, Texas., Washington	1967-70
29	Nate Davis, RB, 5-11, 175, Compton, Calif., Compton	1983
42	Scott Davis, LB, 5-11, 230, Kennewick, Kamiakin	2003-06
9	T. Myron (Mike) Davis, H, 5-11, 175, Walla Walla, Walla Walla	1930-32
32	Markus Dawes	2006
80	Justin DeBeaumont, TE, 6-5, 237, Moses Lake, Moses Lake	1990
21	Sean DeCambra, WR, 5-10, 180, Kailua, Hawaii, Kailua	1998-99
40	Nile DeCuire, SS, 6-2, 188, Seattle, Everett	1970-71
15	Shawn Deeds, QB, 6-5, 245, Poulsbo, North Kitsap	1993, 95
2	Chad DeGrenier, QB, 6-1, 202, Santee, Calif., Christian High	1993
21	Shane DeLaCruz, WR, 5-8, 171, Seattle, Evergreen	1991-93
45	Vince DeMakas, RB, 5-9, 231, Spokane, Gonzaga Prep	1998
66	William (Wally) Dempsey, G, 6-0, 205, Reseda, Calif., Glendale CC	1963-64
55	Troy Dennison, LB, 6-1, 223, Missoula, Mont., Sentinel	1989-90
31	Don Denman, RB, 5-10, 184, Tacoma, Clover Park	1982
51	Will Derting, LB, 6-0, 233, Okanogan, Okanogan	2002-05

1	Mike DeSanto, PK, 5-8, 155, Seattle, Jefferson	1979-80
60	Jon DesPois, C, 6-3, 221, Bakersville, Calif., Foothills	1973-76
6	Ken Devine, C, 6-3, 190, Redwood City, Wallace DeWitt	1937-39 1909
44	Chad Dezelle, LB, 6-1, 212, Brewster, Brewster	1987-88
53	Rob Dezellum, OG, 6-4, 240, Brewster, Brewster	1982
86	Donald F. Dickey, E, 6-3, 200, Sedro-Wooley, Sedro-Wooley	1950
36	Kevin Dickhaut, RB, 5-11, 218, Kennewick, Pasco	1996
33	Chuck Diedrick, PK, 5-8, 165, Spokane, Spokane Falls CC	1975-76
60	Arnold (Gill) Diethelm, G, 5-10, 215, Bronxville, N.Y., Bronxville	1950-52
	Carl Dietz	1912-15
22	John Diggs, CB, 5-10, 188, Pacoima, Calif., Kennedy	1988-90
49	Steve Dildine, LB, 6-1, 240, Graham, Bethel	2003-06
70	Mitch Dillard, C, 6-4, 228, Renton, Lindbergh	1986
86	Charles Dillon	2006
3	Derrick Dillon, LB, 6-2, 215, Puyallup, Rogers	2000-01
8	Eugene Dils, C, 180, Seattle,	1925-27
32	Chris Dixon, RB, 6-1, 226, Bellevue, Newport	1997
	B. Doane	1915-17
82	Dennis Dobberpuhl, NG, 6-2, 227, Whittier, Calif., Rio Hondo	1974-75
23	D. J. Dobbins, DB, 6-0, 168, Spanaway, Foss	1997-98
2	Clarence Docka, G, 5-11, 182, Everett,	1928-29
12	Jim Dodd, K, 6-1, 190, Seattle, Roosevelt	1971-72
2	John Dodds, CB, 5-11, 185, Bremerton, Bremerton	1976
18	Max Dodge, LE, 6-3, 214, Fall City,	1942
46	Stanley Doepke, RG, 5-10, 189, Waverly,	1940-41
35	Mike Doerfler, FB, 6-2, 202, Missoula, Mont., Sentinel	1976
69	Dana Dogterom, LB, 6-2, 215, Bozeman, Mont., Bozeman	1971
11	Dan Doornink, FB, 6-3, 209, Wapato, Wapato	1974-77
74	Robert Doornink, T, 6-2, 215, Wapato, Wapato	1946-47, 49
	William Doty	1895-96
34	Rodger Dougherty, FB, 5-11, 190, Portland, Ore., Jefferson	1934-36
86	DeAndre Douglas, WR, 6-1, 195, San Diego, Calif., University City	1999-01
16	Oran Dover, E, 5-10, 167, Spokane, Lewis & Clark	1932-34
97	Tim Downing, DT, 6-5, 259, Durham, Calif., Durham	1986-89
46	Shane Doyle, DE, 6-3, 271, Spokane, Shadle Park	1995-97
9	Mel Dressel, T, 6-1, 188, Lindsay, Calif.,	1926-28
71	John Dreyer, DT, 6-2, 247, Coeur d'Alene, Idaho, Coeur d'Alene	1980, 82-83
77	Mike Dreyer, OG, 6-3, 267, Coeur d'Alene, Idaho, Coeur d'Alene	1984-85
61	Bob Drinkwalter, OG, 6-2, 235, Billings, Mont., Billings	1973
61	Josh Duin, OL, 6-4, 306, Covington, Kentlake	2003-06
26	Jeff Dullum, SS, 5-10, 188, Port Orchard, South Kitsap	1983
1	Jay Dumas, WR, 6-2, 170, Tacoma, Curtis	1993-95
1	Earl Dunlap, C, 183, Dayton, Dayton	1920-21
27	Alvin Dunn, FS, 6-0, 196, Bryan, Texas, Bryan	1989-90
64	Bill Dunn, G, 5-11, 180, Everett, Everett	1946-48
10	Drew Dunning, K, 5-11, 170, Issaquah, Liberty	2000-03
61	Josh Dunning, OG, 6-3, 296, Graham, Eatonville	1990-93
1	Ford Dunton, RT, 180, Spokane, North Central	1920-22
66	Roger Duprel, G, 5-10, 220, Auburn, Auburn	1957, 59-60
53	Rod Durand, OT, 6-6, 287, Spokane, Central Valley	1987
	Art Durham	1914-16
75	Terry Durst, DT, 6-3, 229, Bremerton, West	1968-70
9	Ernest Durwachter, G, 185, Cle Elum, Cle Elum	1921-22
68	Chris Dyko, OT, 6-6, 271, Spokane, University	1986-88
21	George Dyson, T, 6-2, 220, San Francisco, Calif., Galileo	1941-42, 46

E

	John Early	1900-03
61	Tracy Easter, OL, 6-1, 295, Northport, Colville	2001
90	Chad Eaton, DT, 6-5, 272, Puyallup, Rogers	1992-94
66	William E. Ebel, T, 6-0, 230, Reseda, Calif., Reseda	1964
13	Charles Eckert, G/F, 5-8, 170, Ellensburg, Ellensburg	1948
86	Joseph Edington, E, 69-4, 220, Walla Walla, Walla Walla	1966
12	Glen Edwards, T, 235, Clarkston, Clarkston	1929-31
74	Zach Edwards, OG, 6-3, 291, San Jose, Calif., Leland	1994
39	Dean Eggers, Q, 6-1, 182, Walla Walla, Walla Walla	1946
77	Matt Eichelberger	2005-06
33	Laurence D. Eilmes, FB, 6-0, 205, Spokane, Rogers	1963-65
74	Garner Ekstran, T, 5-11, 210, Bow, Burlington	1958-60
30	Marc Eldridge, SB, 6-2, 190, San Marcos, San Marcos	1969
67	Blain Eliot, T, 6-2, 235, Olympia, Olympia	1961-63

WSU COUGAR LETTERMEN

73	Matt Elisara, DT, 6-3, 250, Pago Pago, Am. Samoa	1979-81
37	Sonny Elkinton, OLB, 6-3, 200, Vancouver, Columbia River	1981, 83
31	Donald Ellersick, H, 6-1, 185, Newport, Newport	1957-59
27	Bruce Ellingsen, Q, 6-1, 180, Spokane, Rogers	1959-60
6	Carl (Tuffy) Ellingsen, HB, 5-11, 178, Yakima, Yakima	1929-30
87	Donald Ellingsen, E, 5-10, 159, Spokane, Rogers	1956-58
52	Gregory Elliott, C, 6-3, 230, La Harba, Calif., LaHabra Jim Elton	1965-67 1899-1901
67	Eugene Emerson, C, 6-2, 226, San Jose, Calif., Mitty	1978-80
36	Richard Emerson, H, 5-8, 166, Portland,	1937-39
44	Grady Emmerson, LB, 6-0, 200, Kennewick, Kennewick	1996-99
34	Ken Emmil, OLB, 5-11, 210, Snohomish, Snohomish	1979-82
50	Brady Emmons	2006
59	Peter Emsky, OT, 6-4, 264, Edmonton, Alb., Lazerte	1983, 85
29	Tali Ena, FB, 6-0, 192, San Francisco, Calif., South San Francisco	1976-79
80	Bob Engel, TE, 6-3, 206, Spokane, Gonzaga Prep	1971-73
87	Charles England, E, 6-2, 185, Glendive, Mont., Dawson County Wesley Englehorn	1952 1909
55	Don Engler, NG, 5-11, 208, Phoenix, Ariz., West	1968-69
34	Joseph Englmann, G, 5-11, 196, Chicago, Ill.,	1938-40
4	James Engstrom, K, 6-1, 175, Arlington, Tex., Arlington	1965-67
31	Oscar Erickson, Q, 5-7, 150, Hoquiam,	1931-32
50	Tom Erlandson, C, 6-2, 205, Bellingham, Bellingham	1960-61
87	Paul Escalera, WR, 6-2, 200, Santa Ana, Calif., Foothill	1978, 80-81
83	Syd Ethridge, WR, 6-2, 190, San Diego, Calif., Morse	1993
14	John Eubanks, F, 5-11, 187, Glendale, Calif.,	1931-32
72	Jim Eucker, OT, 6-6, 286, Spokane, Ferris	1990-92
38	Cory Evans	2006
88	Da'vid Evans, DE, 6-4, 258, Gary, Ind., Cortez	1995-96
80	Shaheed Evans, WR, 6-0, 180, Vallejo, Calif., Vallejo	1994
40	Tom Everson, NG, 5-10, 190, Bellevue, Interlake	1977-78
33	Robert Ewen, FB, 6-0, 205, Portland, Ore., Grant	1968-70
11	Gerald Exley, E, 175, Colville, Colville	1925-27

F

22	Dan Fackell, H, 5-9, 170, Hoquiam, Hoquiam	1950
58	Ken Fairhurst, OT, 6-4, 240, Spokane, Gonzaga Prep	1987
52	Dave Fakkema, C, 6-3, 272, Oak Harbor, Oak Harbor	1986-88
81	Jack Fanning, E, 6-0, 175, Spokane, Rogers	1956-58
22	Douglas (Doc) Farley, LB, 6-1, 228, Hamilton, Mont., Hamilton	2002
15	Richard Farman, T, 6-0, 203, Kent, Kent	1936-38
63	Richard Farrar, T, 6-0, 235, Kelso, Kelso	1957-59
34	Duke Ferguson, WR, 6-1, 194, Merced, Calif., Merced JC	1974
61	Art Feiro, G, 5-10, 205, Seattle, Pasco Frank Field	1950-52 1897
26	Gregory Field, S, 5-9, 165, Kirkland, Lake Washington	1966-68
29	Mark Fields, LB, 6-2, 240, Cerritos, Calif., Washington	1992, 94
41	Jeff Files, CB, 6-1, 180, Wenatchee, Wenatchee	1978-81
71	Larry Finan, OG, 6-2, 235, Paramount, Calif., Pius X	1975-77
53	Lee Finck, OG, 6-2, 230, Wenatchee, Wenatchee	1978-79
50	William H. Finkbeiner, C, 5-10, 190, Inglewood, Calif., Lennox Ray Finney R. Fishback Thomas Fishback Ford Fisher	1964 1914-15 1915-16 1908-11 1895
61	Steve Fisher, C, 6-4, 236, Missoula, Mont., Sentinel	1974
78	Riley Fitt-Chappell, OL, 6-7, 316, Anchorage, Alaska, Chugiak	2002-05
35	Dave Fitzgerald, ILB, 6-0, 220, Torrance, Calif., North	1982-85
60	Charlie Flager, OT, 6-4, 250, Chattaroy, Mead	1981, 83
80	Doug Flansburg, OE, 6-2, 195, Palouse, Palouse	1965-67
18	Alfred Flechsig, G, 5-10, 190, Colville, Colville	1927-29
12	Felix Fletcher, RH, 5-11, 170, Everett, Everett	1939-41
96	Raleigh Fletcher, WLB, 5-11, 213, Spokane, Lewis and Clark	1977-78
13	Robert Fletcher, H, 6-0, 189, Kelso,	1936
61	Brian Flones, NG, 6-1, 211, Sedro Woolley, Burlington-Edison	1978-80
30	Russ Fode, MON, 6-0, 195, Moses Lake, Moses Lake	1977
56	T. J. Folkers, LB, 6-1, 230, Brier, Mountlake Terrace John Foran	1990-93 1908-10
84	John M. Forbes, E, 6-0, 180, Santa Monica, Calif.,	1964
69	Brian Ford, DT, 6-3, 287, Sacramento, Calif., Rio Linda	1992-93
27	Dale Ford, QB, 6-3, 200, Olympia, North Thurston	1962-63
81	Evan Ford, WR, 6-3, 178, Danville, Calif., Monte Vista	1994

57	Brian Forde, MLB, 6-3, 231, Montreal, QB, Father McDonald	1985-87
89	Jim Forrest, TE, 6-5, 225, Ephrata, Ephrata	1970-72
74	Dennis Forston, DT, 6-4, 235, Chicago, Ill., Olympic JC	1969-70
53	George Foster, C, 6-2, 188, Seattle, Ballard Myron Foster	1961 1912-13
77	Wayne F. Foster, T, 6-1, 225, Port Orchard, S. Kitsap	1963-65
4	Scott Foxley, H, 5-9, 160, Pasco, Pasco	1950
54	Kyle Foye, LB, 6-2, 241, Yakima, West Valley	1990-92
37	Eric Frampton, 6-0, 202, San Jose, Calif., Oak Grove	2003-06
84	Bill Frank, TE, 6-4, 233, Chehelis, Adna	1987
97	Chris Frank, DT, 6-3, 273, Junction City, Ore., Willamette	1991-92
39	James Frankson, F, 6-2, 208, Yakima, Sweetwater (Calif.)	1956
67	Tim Freeberg, DE, 6-3, 255, Bothell, Bothell	2006
2	Michael Freeman, CB, 5-10, 180, Chino Hills, Calif., Damien	2000-01
54	Gregg Friberg, LB, 6-2, 185, Tacoma, Stadium	1950-52
81	Walter Frierson, DE, 6-5, 210, Stockton, Calif., Edison	1965-66
27	Clarence Fulcher, G, 5-11, 175, Richland, Columbia	1952

G

	Dee Gaddis	1911-13
	Earl Galbraith	1908-10
24	Art Galloway, S, 6-0, 180, Issaquah, Issaquah	1976
16	Earley (Sonny) Galloway, 6-0, 190, Exeter, Calif., Exeter	1949-51
63	Mike Galovich, DT-L, 6-2, 230, Casper, Wyo., Natrona	1977
10	Robert L. Gambold, Q, 6-3, 200, Longview, Longview Lester Gammon	1948-50 1896
43	Phil Garabedian, OLB, 6-1, 207, Anaheim, Calif., Fullerton JC	1987, 89
9	Aaron Garcia, QB, 6-0, 195, Sacramento, Calif., Grant	1989-90
73	Kenneth J. Gardner, T, 5-11, 190, Richland, Columbia	1955
65	Philip Gardner, G, 5-10, 180, Seattle, Seattle Prep	1951-53
74	Bob Garman, OG, 6-4, 296, Bremerton, Olympic	1989-92
19	Fred Garrett, G, 196, Kennewick,	1930
20	William T. Gaskins Jr., HB, 5-9, 175, Spokane, Lewis and Clark	1963-65
3	Curtis Geathers, CB, 5-10, 174, Olympia, Timberline	1990-92
86	Brandon Gibson, WR, 6-0, 198, Puyallup, Rogers	2005
58	Joe Gecas, LB, 6-0, 216, Pullman, Pullman	1998-99
64	Gery Gehrmann, LB, 6-2, 210, Tacoma, Franklin Pierce	1962
48	Al Genatone, LB, 6-0, 226, Kennewick, Kamiakin	2000-02
45	Dale Gentry, RE, 6-3, 208, Walla Walla, Walla Walla	1938, 40-41
42	Bob George, F, 5-8, 176, Freewater, Ore., McLaughlin	1946-47
18	Dominic J. George, H, 5-7, 172, Stockton, Calif., Harry George	1934 1920
52	William Geppert, T, 6-0, 195, Tacoma, Lincoln	1949-51
22	Ted Gerela, HB, 5-10, 200, Powell River, B.C., Gonzaga	1965-66
17	Jason Gesser, QB, 6-1, 200, Honolulu, Hawaii, St. Louis	1999-02
84	Don Gest, E, 6-4, 200, Spokane, Rogers	1956
3	LeJuan Gibbons, DB, 5-9, 175, Long Beach, Calif., Jordan	1996-99
4	Brandon Gibson Weldon Gibson	2005-06 1937
67	Jim Giesa, OG, 6-2, 230, Coeur d'Alene, IHM	1969-71
14	Karl Giguere, G, 6-1, 195, Woodland, Calif., Clyde Gill Lloyd Gillis	1938-40 1901-04 1917-20
1	DeJuan Gilmore, RB, 5-8, 204, Gardena, Calif., Gardena	1996-98
98	Terry Gilmore, LB, 6-3, 207, Seattle, Shorecrest	1976
25	Harold Gillum, RB, 5-9, 181, Cerritos, Calif., Gahr	1975-77, 79
76	Michael J. Gimbol, G, 6-3, 215, Portland, Franklin	1964
71	Larry Gilpin, T, 6-1, 215, Richland, Richland	1962-63
20	Rodney Giske, LG, 5-8, 185, Tacoma,	1941-42, 45
7	John Glann, QB, 150, Wenatchee,	1923-25
89	Roger Glazebrook, E, 6-3, 210, Los Angeles, Eagle Rock	1955
34	Steve Gleason, LB, 5-11, 215, Spokane, Gonzaga Prep Fred Glover	1996-99 1917
38	Phillip Glover, LB, 6-1, 210, Las Vegas, Nev., Clark	1994-95
28	Edwin Goddard, Q, 5-10, 180, Escondido, Calif., Escondido	1934-36
67	Herb Godfrey, LE, 6-0, 184, Tacoma,	1939-41
47	John Godfrey, G, 5-11, 185, Tacoma, Lincoln Art Goff	1942, 46-47 1912
17	Albert (Red) Golden, QB, 6-0, 190, Walla Walla, St. Patricks Harry Goldsworthy, Rosalia, Oakesdale	1952-53 1903-07
73	David Golinsky, QT, 6-3, 225, Vancouver, B.C., Vancouver College Charles Goodsell	1966-68 1897-1900

WSU COUGAR LETTERMEN

85	Craig Goodwin, E, 6-1, 190, Sumner, Sumner	1965-66
43	William Goodwin, T, 6-2, 190, Tacoma,	1930
64	James Gorton, LB, 6-0, 210, Ventura, Calif., Granada Hills	1967-68
12	Brad Gossen, QB, 6-1, 213, Westlake Village, Calif., Westlake	1987-90
12	Jack A. Graham, C, 5-10, 190, Spokane, North Central	1926-28
33	Kenneth J. Graham, HB, 6-0, 195, Santa Monica, Calif., Santa Monica	1961-63
44	John Grahek, E, 186,	1934-35
96	Mike Graise	2005-06
59	Steve Grambling, OG, 6-2, 271, Kennewick, Kennewick	1987
44	Ken Grandberry, TB, 6-1, 200, Waco, Texas., Laughbon	1971-73
18	Steve Grant, QB, 6-1, 206, Dublin, Calif., Chabot College	1977, 79
96	Randy Gray, DE, 6-5, 273, Danville, Calif., Monte Vista	1987-89
65	Ted Gray, G, 6-1, 195, Seattle, Franklin	1955-57
82	Tyrone Gray, WR, 6-2, 200, New York, NY.,	1978
50	Dan Grayson, LB, 6-3, 239, Woodland, Woodland	1988-89
17	Don Greeley, Q, 5-11, 170, Okanogan, Okanogan	1938-40
30	Jermaine Green, RB, 5-11, 220, Daytona Beach, Fla., Spruce Creek	2002
37	Ken Greene, CB, 6-2, 188, Omak, Omak	1974-77
71	Ronald I. Green, G, 5-11, 240, Monrovia, Calif., Monrovia	1958-60
28	Bob Gregor, FS, 6-2, 183, Danville, Calif., Monte Vista	1977-79
43	Bob Gregory, SS, 6-0, 173, Spokane, Gonzaga Prep	1984-86
67	James L. Greig, T, 5-11, 225, Yakima, Davis	1958-60
10	Hank Grenda, QB, 6-2, 205, Burnaby, B.C., Central	1966-68
6	Bill Gribble, CB, 5-9, 167, Federal Way, Federal Way	1980-81
61	Larry C. Griffith, LB, 6-0, 210, Wenatchee, Wenatchee	1964-66
29	Ronald Griffith, FB, 160, Vancouver,	1925
5	Calvin Griggs, WR, 5-10, 178, Rome, N.Y., Rome Academy	1989-90
	Forest Grimes	1903
32	Robert Grimstead, T, 6-3, 212, Tacoma,	1935-37
62	J. Burl Grinols, G, 6-0, 204, Kelseyville, Calif., El Cerrito	1954-56
50	Charles Grutzmacher, C, 5-11, 215, San Jacinto, Calif., San Jacinto	1962-63
70	James Guinn, ST, 6-2, 240, Seattle, Ballard	1965, 67-68
62	Jim Gulledd, OG, 6-0, 252, Richmond, Calif., Conta Costa JC	1970-71
67	Tom Gunnari, T, 6-1, 220, Kelso, Kelso	1953-55
64	Everett Gust, G, 5-11, 175, Tacoma, Stadium	1953, 55-56
4	Carl Gustafson, F, 6-1, 170, Ellensburg, Ellensburg	1925-27
37	William Gustafson, RT, 6-1, 205, Tacoma,	1941-42

H

81	Leaford Hackett, WR, 5-9, 174, Sylmar, Calif., Poly Tech	1998-99
39	Harold Haddock, E, 5-10, 180, Walla Walla, Walla Walla	1960-61
31	James Hagerty, H, 6-0, 180, Pasadena, Calif., Alhambra	1953-55
5	Marvin Hales, HB, 198, Waitsburg,	1923-24
43	Brian Hall, LB, 6-3, 245, Walla Walla, DeSales	2003-06
92	Ray Hall, DT, 6-4, 267, Seattle, O'Dea	1991-93
	Joe Halm	1905-08
17	Arthur Hamilton, LT, 185, Chehalis, Chehalis	1921
	Boyd Hamilton	1896-99
16	Darryl Hamilton, FS, 6-4, 210, Compton, Calif., Paramount	1991-92
	F. H. Hamilton	1916-17, 20
35	Steve Hamilton, FB, 5-11, 205, Portland, Douglas	1971-72
44	Alex Hamill	2006
54	Jim Hampton, C, 6-0, 220, Wenatchee, Wenatchee	1969
	Harold Hanley	1920
	LeRoy "Roy" Hanley	1916-17
	R. E. Hanley	1915-17, 20
21	McKenzie Hansell, WR, 6-0, 190, Hermiston, Ore., Hermiston	2003
76	Tyler Hansell, ST, 6-2, 235, Athena, Ore., C.E. Duncan	1967-69
13	Ernest Hansen, G, 5-11, 192, Bellingham,	1927-29
73	Gordon Hansen, T, 6-5, 235, Tacoma, Lincoln	1948-49
23	Harold Hansen, T, 190, Tacoma,	1924-26
22	Joe Hansen, C, 175, Tacoma,	1930-31
39	Sam Hansen, E, 5-11, 185, Tacoma,	1928-30
4	Jason Hanson, KS/P, 6-0, 179, Spokane, Mead	1988-91
	Thomas Hardwick	1894
	George Hardy	1903-05, 07
53	Robert Hardy, C, 6-0, 200, Seattle, O'Day	1950-52
37	Ronald Hare, H, 5-10, 170, Spokane, Gonzaga Prep	1956
41	Don Harney, C, 5-10, 175, Seattle, Cleveland	1946
85	Bill Harper, SE, 5-11, 175, Redmond	1979
1	Glenn Harper, P, 6-1, 165, Edmonton, Alb., St. Francis Xavier	1982-85
39	Perry Harper, HB, 5-10, 160, McKeesport, Pa., McKeesport	1979
3	Ken Harps, FLK, 5-9, 160, Griffin, Ga.	1978

94	Brad Harrington, OLB, 6-0, 214, Bellevue, Interlake	1982
55	Charles Harris, OL, 6-6, 320, Spokane, Mead	2003-06
82	Charlie Harris, TE, 6-0, 204, Bakersfield, Calif., Jerry Collins	1969-70
50	David Harris, C, 6-0, 215, Corvallis, Ore., Corvallis	1966-68
28	Elmer Wayne Harris, E, 6-1, 177, Enumclaw	1940
76	Hayward "Spud" Harris, DT, 6-4, 273, Tacoma, Lakes	1976-78
10	Richard Harris, H, 5-11, 164, San Pedro, Calif., San Pedro	1956
43	Tim Harris, RB, 5-9, 193, Compton, Calif., Compton	1979-82
52	Dave Harrison, C, 6-3, 231, Gig Harbor, Gig Harbor	1982
35	Harold E. Harrison, E, 6-3, 181, Monroe	1935-37
1	Jerome Harrison, RB, 5-10, 199, Kalamazoo, Mich., Central	2004-05
62	Lee Harrison, OL, 6-2, 273, Bend, Ore., Bend	1996-97
	George Harter	1910-13
	Joe Harter	1910-13
	David Hartsuck	1906-07
88	Trandon Harvey, WR, 5-11, 195, National City, Calif., Sweetwater	2001, 03-04
3	Will Haskell, RB, 5-11, 200, Staten Island, N.Y., Curtis	1993
41	James Hasty, CB, 6-0, 195, Seattle, Franklin	1986-87
28	Steve Haub, FS, 6-1, 188, Seal Beach, Calif., St. Anthony	1982-83, 85
85	Dwight Hawkes, E, 6-1, 190, Seattle, Queen Anne	1956
37	Adam Hawkins, RB, 5-10, 210, Pendleton, Ore., Pendleton	1997-00
41	Blair Hawkins, RB, 5-6, 172, Pendleton, Ore., Pendleton	2004
42	Ron Hawkins, FS, 6-0, 194, Spokane, Gonzaga Prep	1989-90
22	Harold Hawley, E, 6-0, 189, Spokane, Lewis & Clark	1933-34
10	Chuck Hawthorne, CB, 5-10, 175, Campbell, Calif., Campbell	1969-71
42	Henry Hayduk, G, 5-11, 184, Chicago, Ill.	1932-34
20	Charles Hayes, OLB, 5-7, 170, Laurence Harbor, N.J., Madison Township	1967
22	Chris Hayes, LB, 6-0, 213, San Bernardino, Calif., San Geronio	1992-95
52	James Head, F, 6-1, 200, Spokane	1951
25	Tony Heath, CB, 6-1, 192, Los Angeles, Calif., Bell	1974-75
36	Mark Hedeon, DE, 6-6, 264, Rohnert Park, Calif., Rancho Cotate	1998-99
80	Thomas J. Hedemark, E, 6-2, 205, Spokane, North Central	1963-64
83	Rick Hedlund, TE, 6-0, 241, Kent, Kent-Meridian	1979-80
46	Gavin Hedrick, P, 6-3, 190, Costa Mesa, Calif., Newport	1974-77
	H. Heg	1913-14
8	Homer Hein, E, 6-2, 190, San Francisco, Calif.	1931
14	Lloyd Hein, F, 6-0, 180, Burlington	1927
8	Melvin Hein, C, 6-0, 175, Burlington	1928-30
	Boyce Heitzelman	1910-11
62	James A. Hellyer, SG, 6-4, 233, Vancouver, Hudson's Bay	1967-69
47	Joe Hemel, E, 6-0, 200, Seattle, Lincoln	1940-41, 46
83	Collin Henderson, WR, 6-1, 185, Puyallup, Puyallup	1999-02
20	Derek Henderson, DB, 6-0, 198, Tacoma, Foss	1993-96
12	Jerry Henderson, QB, 6-0, 190, Puyallup, Puyallup	1966-68
88	Pat Henderson, WR, 6-0, 188, Puyallup, Puyallup	2000
3	Terrell Henderson, DB, 5-11, 178, San Francisco, Calif., Riordan	1994-96
18	Jack Hendrickson, F, 5-11, 190, Yakima, Granger	1951
42	Derrick Hentz, DE, 6-2, 194, East Palo Alto, Calif., Carlmont	1992
	W. Herreid	1915-17
	Dwight Herrold	1932-34
25	Gerry Herron, SB, 6-1, 186, Kelowna, B.C., Kelowna	1967-69
1	Vernard Hickey, H, 175, Everett, Everett	1921-23
23	Kevin Hicks, RB, 5-9, 185, Los Angeles, Calif., Crenshaw	1993-94
58	Mark Hicks, OLB, 6-1, 205, Oakland, Calif., Skyline	1977-78
26	Xavier Hicks Jr.	2006
47	Leslie Hildebrand, E, 178, Spokane, Lewis & Clark	1935
54	Bob Hill, OG, 6-1, 240, Kent, Kentridge	1974-76
17	George Hill, E, 5-10, 190, Dayton, Dayton	1928-30
76	Howard Hill, OG, 6-3, 228, Lafayette, Ind., Jefferson	1972
83	Jason Hill, WR, 6-1, 209, San Francisco, Calif., Sacred Heart	2003-06
51	Mike Hill, OG, 6-2, 244, Santa Clara, Calif., Wilcox	1971-73
59	Peter Hill	2006
93	Chris Hiller, DE, 6-5, 245, Vancouver, Fort Vancouver	1986-87
15	Shad Hinchen, CB, 5-9, 182, Indio, Calif., Indio	1995-96
	J. Hinderman	1913
65	Adam Hinline	2006
63	Vaughan Hitchcock, G, 6-0, 195, Hayward, Calif., Hayward	1953-55
53	Merl H. Hitzel, C, 6-2, 195, Lone, Lone	1957, 59
23	Bob Hively, HB, 5-10, 172, Wenatchee, Wenatchee	1965
2	William Hjertoos, T, 188, Tolt	1923-24
17	Ray Hobbs, F, 6-1, 205, Sheridan, Wyo., Sheridan	1950-51
81	Gus Hobus, TE, 6-4, 215, San Pedro, Calif., Mary Star of the Sea	1977-78
79	Milford Hodge, NG, 6-3, 262, South San Francisco, Calif., South San Francisco	1982-84

WSU COUGAR LETTERMEN

77	Fred Hogg, T, 6-3, 235, Fullerton, Calif., Fullerton	1962-63
64	Melvin Holben, LT, 6-3, 207, Thornton	1941
1	Curtis Holden, LB, 6-2, 232, San Francisco, Calif., McAteer	1999
78	Robert Holen, T, 6-3, 247, Seattle, West Seattle	1959-62
4	Adam Holiday, K, 6-3, 230, Newbury Park, Calif., Santa Paula	2001
66	Joey Hollenbeck, OL, 6-4, 277, Enumclaw, Enumclaw	1998-01
67	Brian Hollenberg, OL, 6-3, 277, Kennewick, Kamiakin	2000-01
29	Torry Holliman, DB, 5-10, 204, Everett, Cascade	1996-99
49	Orin E. Hollingbery, C, 6-1, 188, Pullman, Pullman	1941-42
71	Spencer Hollison, OL, 6-6, 305, Rancho Santa Margarita, Calif., Santa Margarita	2004-05
25	Erick Holmback, G, 6-1, 231, Aberdeen	1938
19	Artie Holmes, FS, 6-0, 203, Rialto, Calif., Eisenhower	1985-88
88	Bill Holmes, E, 6-1, 190, River Rouge, Mich., River Rouge	1951-53
29	Billy Holmes, H, 5-11, 178, Kent	1940-41
19	Charles Holmes, H, 6-0, 183, Marysville	1936-38
55	Dale Holmes, H, 6-0, 175, Marysville	1940
95	Gary Holmes, DT, 6-7, 318, Lacey, North Thurston	1995-98
76	Norvell Holmes, OL, 6-3, 295, Inglewood, Calif., St. John Bosco	2002, 04-05
	R. Cole Holmes	1910
	Otto Homle	1902
50	John Hook, C, 6-2, 221, Bishop, Calif., Bishop	1970-71
61	Delmo Hooks, OG, 6-2, 250, Los Angeles, Calif., Palisades	1976
	Arthur Hooper	1896, 98, 1900-02
18	John Hopkins, QB, 6-1, 188, Downey, Calif., Pios X	1974-76
45	Alphonse Hoptowitz, G, 6-1, 193, Wapato, Wapato	1935-37
16	Daniel Horan, H, 6-1, 186, Oakland, Calif.	1926-28
8	Robert Hoskins, HB, 5-9, 155, Tacoma, Stadium	1952
78	Jerry Houghton, RT, 6-3, 220, Zillah, Zillah	1947-49
57	Don Hover, SLB, 6-2, 220, Issaquah, Issaquah	1973-75, 77
73	Erik Howard, DT, 6-4, 268, San Jose, Calif., Bellarmine Prep	1982-85
19	Odell Howard, DT, 6-4, 277, Pomona, Calif., Pomona	2003-04
20	George Hubert, T, 6-3, 202, Glendale, Calif.	1936-38
63	Jason Hughes, OL, 6-6, 289, Richland, Richland	1999
28	Jermaine Hunsaker, DB, 5-9, 175, Pomona, Calif., Ganesha	1997-98
52	Tyler Hunt, OL, 6-3, 290, Tacoma, Wilson	1999-02
72	Derek Hunter	2006
	Fred Hunter	1908-10
24	Torey Hunter, CB, 5-10, 176, Tacoma, Curtis	1991-94
24	Henry Huovila, G, 6-0, 217, Grayland	1938
28	George Hurley, G, 195, San Francisco, Calif.	1929-31
38	John Hurley, E, 6-3, 177, San Francisco, Calif.	1928-30
73	John Husby, OT, 6-4, 268, Bellevue, Newport	1987-88
90	Mark Husfloen, DE, 6-4, 240, Tacoma, Clover Park	1973-75
55	Bob Huston, E, 6-7, 225, Tacoma	1932
1	Derrell Hutsona	2006
	Fred Hyde	1897-98

33	Frank Ingram, C, 6-3, 190, Yakima	1931-33
77	Jack Inions, T, 6-1, 215, Yakima, Yakima	1955
43	Mike Isaacson, LB, 6-1, 210, Wenatchee, Wenatchee	2000-01
20	Robert Iverson, Q, 6-0, 170, Puyallup, Puyallup	1953-55
34	Chris Ivory	2006

26	Bernard Jackson, TB, 6-0, 173, Los Angeles, Calif., Dorsey	1970-71
81	Chris Jackson, WR, 6-2, 200, Santa Ana, Calif., Mater Dei	1996-97
56	Craig Jackson, C, 6-3, 220, Seattle, Franklin	1972
52	Donnie Jackson, LB, 6-1, 220, Natchez, Miss., Natchez	2002-02
2	Ray Jackson, DB, 6-1, 210, Santa Ana, Calif., Mater Dei	1993-94, 96-97
66	Steve Jackson, OG, 6-2, 254, Seattle, Evergreen	1976-78
54	Titus Jackson, OLB, 6-1, 220, Gardena, Calif., Riverside CC	1984, 86
52	Virgil Jackson, T, 197, Long Beach, Calif.	1930-31
64	Ted Jacobsen, DT, 6-4, 245, Graham, Bethel	1980, 83
88	John Jacques, TE, 6-3, 200, Redwood City, Calif., San Carlos	1982
12	Lawrence Jakey, QB, 165, Walla Walla, Walla Walla	1925
78	Landelin W. James, T, 6-0, 230, LaConner, LaConner	1949-51
88	Michel James, WR, 6-0, 188, Tacoma, Lakes	1983-86
83	Robert James, HB, 6-0, 195, Coeur d'Alene, Idaho, Spokane Central Valley	1962-63

60	Virgil James, OG, 6-3, 220, Pasadena, Calif., Blair	1978
	Steven Jayne	1900-01
20	Love Jefferson, TE, 6-3, 261, Garden Grove, Calif., Bolsa Grande	1996-98
10	Eldon Jenne, RH, 164, Mt. Vernon, Mt. Vernon	1921
	Paul Jenne	1927
23	Everett Jensen, G, 6-0, 175, Tacoma	1929
70	James Jensen, T, 6-4, 208, Tacoma, Stadium	1960-61
18	Todd Jensen, FS, 5-11, 178, Salem, Ore., Sprague	1992-94
62	Melvin Johansen, C, 175	1935
40	Aaron Johnson	2004-06
65	Alex Johnson, LS, 6-0, 230, Yakima, Eisenhower	2001
80	Brett Johnson, WR, 6-0, 196, Sun City, Calif., Hemet	2003
43	Delton Johnson, RB, 5-7, 179, Bellevue, Interlake	1992-93
24	DeWayne Johnson, T, 190, St. Maries, Idaho	1930
37	Eric Johnson, FS, 6-0, 185, Moses Lake, Moses Lake	1971-73
6	Girmar Johnson, DB, 6-2, 184, Castaic, Calif., Sylmar	1993
24	Glenn Johnson, E, 160	1923
40	Greg Johnson, WR-P, 6-0, 188, Pasadena, Calif., Pasadena CC	1972-73
85	Mike Johnson, DE, 6-4, 215, Wenatchee, Wenatchee	1970-72
89	Sandy Johnson, TE, 6-2, 205, Ephrata, Ephrata	1975
32	Stanford Johnson, T, 6-1, 210, Enumclaw	1938-40
75	Steve Johnson, OT, 6-6, 260, Wenatchee, Wenatchee	1976, 78-80
58	Randy Johnson, LB, 6-3, 203, Bellevue, Interlake	1970
82	Donald Johnston, E, 5-10, 170, Moyie Springs, Idaho, Bonners Ferry	1957-59
28	Steve Johnston, P, 6-0, 199, Hesperia, Calif., Big Bear	1992-93
39	Andrew Jones, FB, 6-2, 218, Cleveland, Ohio, East Tech	1972-74
66	Bud Jones, G, 6-2, 205, Spokane, North Central	1934-36
97	Darryl Jones, DT, 6-4, 317, Compton, Calif., Brethren Christian	1995
40	David Jones, H, 5-11, 170, The Dalles, Ore., The Dalles	1956-57
38	Harold Jones, HB, 5-11, 171, Spokane, Rogers	1934-36
35	Jeff Jones, SLB, 6-3, 220, Spokane, Gonzaga Prep	1975-78
	John Jones	1896-97, 1900-02
20	Oscar Jones, HB, 6-0, 180, Chehalis	1928-30
85	T. J. Jones, WR, 6-0, 198, Colombia, Mo., Hickman	1981-82
	William J. Jones	1902-03, 05
2	Chris Jordan, WR, 6-0, 213, Kent, Kentlake	2003-06
41	Aaron Joseph, FS, 6-2, 205, Tacoma, Franklin Pierce	2003
	Dan Jordan, E, 6-2, 190, Glendale, Calif.	1939

K		
20	Fran Kachaturian, CB, 5-10, 184, Whittier, Calif., Rio Hondo	1972
68	Ronald Kalafat, T, 6-1, 200, Great Falls, Mont.	1952
51	E. Dean Kalahar, C, 6-0, 190, Wenatchee, Wenatchee	1961-63
22	Paul Kalina, CB, 5-7, 166, Selah, Selah	1979
4	Matt Kegel, QB, 6-5, 235, Havre, Mont., Havre	2000-02
61	Kenneth J. Keir, G, 6-0, 205, Calgary, Western Canada	1948
1	Bob Keiser, G, 5-10, 200, Hoquiam, Hoquiam	1946-49
24	Lloyd DeWitt Keith, H, 6-0, 185, Wenatchee, Wenatchee	1954-55
16	Cecil Keller, E, 170, Wenatchee	1923
15	Jeff Keller, FL, 6-0, 185, Baldwin Park, Calif., Baldwin Park	1980-81
32	Ronald Kelley, E, 6-3, 184, Snohomish	1931-33
83	Thomas Kelley, E, 6-1, 180, Mt. Vernon, Mt. Vernon	1963-65
44	Brian Kelly, FLK, 5-9, 170, Arcadia, Calif., Bishop Amat	1975-77
85	Albert Kennedy, WR, 6-3, 198, San Jose, Calif., Yerba Buena	1991-94
72	Allan Kennedy, OL, 6-7, 275, Woodland Hills, Calif., El Camino	1976, 78-80
2	Robert Kennedy, Q, 5-11, 195, Sandpoint, Idaho, Sandpoint	1940-42
64	William Kennedy, NG, 6-0, 210, Medical Lake, Medical Lake	1966
27	Ryan Kensok	2005-06
23	Steve Kerby, DB, 6-0, 187, Bozeman, Mont., Bozeman	1969-70
37	Dave Kerrone, LH, 5-10, 185, Tacoma, Stadium	1960-61
26	Carl G. Ketchie, H, 5-10, 175, San Fernando, Calif., San Fernando	1957-58
	Ed Kienholz	1910-12
6	Adam Kietzer, WR, 6-2, 203, Bellevue, Newport	1996
45	Wade Killian, OLB, 6-0, 214, Everett, Cascade	1982-84
27	Ray Kimble, SE, 6-0, 179, Hayward, Calif., Chabot	1974-75
22	Basil Kimbrew, CB, 5-10, 159, Carson City, Calif., LA Harbor	1973-74
	Edward Kimel	1894-96
84	Jon Kincaid, TE, 6-5, 254, Colfax, Colfax	1995-97
	C. C. King	1915
86	Sands King, TE, 6-4, 215, Sacramento, Calif., El Camino	1974
68	Jerry Kirk, G, 5-11, 205, Des Moines, Iowa, Lincoln	1962-63
73	Carl Kissler, T, 5-11, 195, Toppenish, Toppenish	1948
34	Charles Klawitter, E, 6-1, 183, Kelso	1931-33

WSU COUGAR LETTERMEN

27	Gary Kline, TB, 6-0, 196, Salem, Ore., South	1969-70
76	Lee Roy Kloezezan, ILB, 6-3, 214, San Francisco, Calif., Serra	1974
86	Dennis Kloke, E, 6-3, 175, Burlington, Burlington-Edison	1963
86	Hugh Klopfenstein, TE, 6-4, 225, Seattle, Roosevelt	1968-70
22	John J. Klumb, E, 6-2, 188, Tacoma	1936-38
55	Donald Knapp, G, 6-0, 204, Pullman, Pullman	1938-39
	Charles Knight	1910
70	Gary Knight, DT, 6-3, 220, Montgomery, Ala., Sidney Lanier	1976
71	Billy Knotts, OL, 6-7, 283, Vancouver, Columbia River	2000-02
98	David Knuff, TE, 6-3, 240, Huntington Beach, Calif., Mater Dei	1993-96
60	Dale Knuth, G, 5-11, 195, Ritzville, Ritzville	1962-64
5	Joe Koenig, HB, 168, Olympia	1924-26
85	Otto Kofler, RE, 6-0, 175, Chewelah, Chewelah	1947-49
56	Tomasi Kongaika, DL, 6-1, 300, Anchorage, Alaska, West	1999-00, 02
93	Kevin Kooyman	2006
51	James Krakoski, OLB, 6-2, 227, Fremont, Calif., Mission San Jose	1983-86
19	Fred Kramer, T/G, 175, Colton	1924-26
76	Laurence Kramer, T, 6-3, 210, Toppenish, Toppenish	1948
12	Peter Kramer, E, 170, Pullman, Pullman	1923
70	Wallace Kramer, RE, 6-0, 190, Toppenish, Toppenish	1942, 46
6	William Kramer, HB, 160, Colton	1923-25
44	William Kramer, F, 5-10, 180, Clarkston, Clarkston	1954-55
86	Tim Krause, TE, 6-2, 206, Anaheim, Calif., Cypress JC	1972-73
72	Ken Kuiper, OT, 6-5, 275, Spokane, Gonzaga Prep	1986-88

L		
21	Don LaBomme, FB, 6-0, 216, Pacoima, Calif., Alemany	1981, 83
61	Curt Ladines, C, 6-2, 250, Seattle, Highline	1983-85
21	Porter Lainhart, HB, 6-0, 180, Goldendale, Goldendale	1928-30
	Jesse Laird	1908-10
62	Del LaLuc, OT, 6-4, 243, Brisbane, Calif., Riordan	1974-76
32	Keith L. Lamb, T, 5-10, 190, Pasco, Pasco	1949
90	Nick Lambert, K, 5-11, 200, Bothell, Bothell	2000-01
55	Blain Lamoureux, LB, 6-0, 210, Calgary, Alberta	1972
83	Jeff Lamson, TE, 6-4, 225, Sunnyside, Sunnyside	1984-85
18	Shawn Landrum, DB, 5-10, 186, Long Beach, Calif., Long Beach Poly	1985-88
	A. Langdon	1913-16
78	Brian Lange, DE, 6-4, 220, Tacoma, Curtis	1969-71
84	Ronald Langhans, LB, 5-11, 205, Aberdeen, Aberdeen	1960-62
27	Loren Langley	2004-06
10	Jay Languein, DB, 6-2, 195, Port Orchard, South Kitsap	1987-89
82	Andy Largent, WR, 5-11, 192, Spokane, Shadle Park	2006
42	Don Larkin, H, 6-0, 198, Seattle, Highline	1950
	Charles Larking	1897-98
66	Gary Larsen, LB, 6-1, 216, Seattle, Ingraham	1972-74
68	Erik Larson, OG, 6-4, 277, Olympia, Capital	1998-00
67	Robert E. Larson, OG, 6-1, 220, Coupeville, Coupeville	1964-66
65	Tom Larsen, OG, 6-3, 220, Tacoma, Bellermino	1975-78
	William Lasher	1900-02
56	Brad Lawson, DT, 6-3, 300, Sacramento, Calif., Grant	1996-97
40	Andy Lazor, C, 6-1, 190, Buckley, White River	1946-47
85	Pete Lazzarini, DE, 6-4, 228, Port Chicago, Calif., Sam DeVito	1969-70
16	Ryan Leaf, QB, 6-6, 240, Great Falls, Mont., Russel	1995-97
37	Roger LeClerc, R, 6-1, 187, Olympia, Olympia	1970
91	Mark Ledbetter, LB, 6-4, 238, Tacoma, Puyallup	1986-89
42	Ron Lee, SS, 5-11, 188, Tulare, Calif., Tulare Union	1985-88
	Walter Lehorn	1904
53	Doug Leifeste, C, 5-11, 205, Sunnyside, Sunnyside	1953-55
89	Chris Leighton, TE, 6-4, 224, Spangle, Liberty	1985-87
92	Vince Leighton, TE, 6-3, 232, Spokane, Liberty	1982-84
57	Garth Leisy, G, 5-10, 181, Stockton, Calif.	1933-34
12	Ward Leland, PK, 6-0, 190, Spokane, Lewis and Clark	1981
68	Dave Lemke, OT, 6-2, 250, Monroe, Sultan	1976-77
62	Mike Lemke, OG, 6-2, 240, Monroe, Sultan	1977-78
38	Bob Leslie, LB, 6-2, 197, Spokane, Lewis and Clark	1969-71
21	Mike Levenseller, SE, 6-1, 180, Tacoma, Curtis	1975-77
31	Jim Lewis, FB, 6-2, 236, Daley City, Calif., Westmoor	1972-73
75	Ron Lewis, OL, 6-3, 299, Los Angeles, Calif., Dorsey	1993-94
88	Santana Lewis, WR, 5-9, 170, Miami, Fla., Miami Beach	1993
75	Sam Lightbody, OL, 6-9, 328, Huntington Beach, Calif., H. Beach	2001-04
22	Keith P. Lincoln, HB, 6-2, 208, Monrovia, Calif., Monrovia	1958-60
27	Rian Lindell, K, 6-3, 245, Vancouver, Mountain View	1997-99

27	William Linden, Q, 5-8, 146, Everett,	1926-28
66	Ian Lindner, OG, 6-5, 254, Bellevue, Newport	1985-86
62	Myke Lindsay, G, 6-1, 197, Missoula, Mont., Missoula	1957-59
74	Mike Linker, OT-L, 6-6, 245, Sumner, Sumner	1976-77
22	Bill Lippincott, H, 6-0, 176, Okanogan, Okanogan	1946-48
77	John Little, OT, 6-3, 275, Raymond, Raymond	1979-80
43	Carl Littlefield, F, 6-0, 191, Plymouth, Calif.,	1936-37
83	Jason Littleton, TE, 6-5, 232, Puyallup, Rogers	1998
	Claude Lobaugh	1903-04
69	Phil Locker III, OL, 6-5, 305, Eagle River, Alaska, Chugiak	1999-02
19	Kurt Loertscher, LB, 6-5, 219, Montesano, Montesano	1989-92
80	Harold Lokovsek, T, 6-3, 190, Enumclaw, Enumclaw	1950-52
41	Tony Lomax, WR, 6-3, 191, Oakland, Calif., Castlemont; Laney JC	1970-71
31	Frank Londos, F, 6-1, 201, Tacoma,	1941-42
54	Curtis Long, OG, 5-8, 190, Prescott, Prescott	1965
	F. W. Long	1894-95
72	Mickey Long, OL, 6-4, 304, Corona del Mar, Calif., Corona del Mar	1996-98
88	Rien Long, DL, 6-6, 287, Anacortes, Anacortes	2000-02
	Charles Longstreet	1902-03
69	Keola Loo, OL, 6-1, 290, Kaneohe, Hawaii, St. Louis	2003
11	Clarence Loomis, LE, 168, Seattle, Broadway	1920
49	Jeff Loomis, OLB, 6-1, 226, Roseburg, Ore., Roseburg	1983-85
	Lewis Loomis	1897
	Ray Loomis	1914-16
84	Chris Love, WR, 6-3, 200, Long Beach, Calif., LB Poly	1993
	Frank Lowden	1894-95
63	Justin Luafalemana, OL, 6-0, 275, Kaunakakai, Hawaii, Molokai	2006
57	Ray Luck, QB, 170, Spokane, Lewis & Clark	1930
40	Wilbur Luft, Q, 150, Endicott	1929-31
22	Scott Lunde, WR, 6-2, 201, Vancouver, Hudsons Bay	2000-02
32	Ken Lyday, FB, 6-0, 203, Wichita Falls, Texas, Washington	1969-71
58	Dan Lynch, OG, 6-4, 265, Spokane, Lewis and Clark	1981-83
53	Mike Lynch, C, 6-0, 225, Seattle, Hale	1968-70
65	Pat Lynch, NG, 6-2, 237, Spokane, Lewis and Clark	1981-83
25	Joseph Lynn, FB, 5-11, 195, Tacoma, Bellarmine	1965-67
10	Chuck Lyon, QB, 5-11, 188, Saugus, Calif., Sylmar	1975
	A. D. Lyons	1917

M		
	Walter MacFarlane, E, 6-2, 180, Honolulu, Hawaii, Punahou	1963
4	Frank Madu, RB, 5-9, 170, San Francisco, Calif., McAteer	1993-95
3	Mark Maenhout, SE, 6-1, 192, Tacoma, Wilson	1974-75
77	Boyce Magness, Q, 6-0, 161, Breckenridge, Texas	1933-35
40	Jeff Magnuson, RB, 6-0, 205, East Wenatchee, Eastmont	1982
65	Quinn Magnuson, C, 6-5, 270, Saskatoon, Sask., Holy Cross	1989-92
	Franklin T. Mahr	1939
55	Nate Mallory, DT, 6-3, 285, Kent, Kentridge	2001
26	Leon L. Mangis, Q, 6-1, 180, Marysville, Marysville	1948
75	William Mansfield, T, 6-0, 220, Kennewick, Kennewick	1965
17	Clifford Marker, E, 178, Tacoma	1923-25
57	Serign Marong, LB, 6-2, 235, Pullman, Pullman	1998-01
86	Brenden Marshall, TE, 6-5, 251, Longview, R.A. Long	1997
18	John Marshall, SE, 6-2, 186, Tustin, Calif., Foothill	1983-84
25	Chris Martin, DB, 6-0, 185, Brooklyn, N.Y., Lincoln	1998, 2000
51	Denny H. Martin, C, 5-11, 185, Van Nuys, Calif., Van Nuys	1959-60
87	Edward "Mike" Martin, E, 6-3, 225, Kennewick, Kennewick	1959-61
26	George Martin, P, 6-3, 193, Hobart, Ind., River Forest	1994-95
6	Marty Martin, WR, 5-10, 185, Tacoma, Puyallup	2002-05
23	Mike L. "Mo" Martin, RB, 5-8, 183, Tacoma, Clover Park	1979-81
2	Milton Martin, QB, 170, Spokane, North Central	1923-25
	Benjamin Mashburn	1899-1901
	William Ed Mashburn	1898
26	Lyle Maskell, E, 6-0, 180, Spokane, Lewis & Clark	1928-30
37	Phillip Mast, H, 6-0, 195, Spokane, Rogers	1956-58
11	Frank Mataya, QB, 5-11, 180, Roslyn, Cle Elum	1947-49
70	Mark Matthey, DT, 6-2, 278, Spokane, Mead	2005
10	Dave Mathieson, QB, 6-1, 200, Reseda, Calif., Reseda	1961-63
61	Austin Matson, DE, 6-3, 262, Everett, Cascade	1997-00
21	Anthony Matthews, CB, 5-10, 180, Tacoma, Wilson	1998
32	James Matthews, FB, 6-0, 198, West Covina, Calif., Edgewood	1981-82
45	Andy Mattingly	2006
49	Bevan Maxey, SE, 6-4, 203, Spokane, Lewis and Clark	1975-77, 79

WSU COUGAR LETTERMEN

79	Robert W. Mayberry, T, 5-11, 195, Seattle, Lincoln	1949-51
36	Rueben Mayes, RB, 6-0, 200, North Battlefield, Sask., North Battlefield	1982-85
82	Tyjuan Mayfield, WR, 6-0, 180, San Bernardino, CA, Eisenhower	2001
51	Chris Maynard, C, 6-3, 230, Auburn, Auburn	1983
23	Charles McBride, H, 5-10, 173, Puyallup,	1933-35
66	William McCain, SG, 6-2, 225, Seattle, Franklin	1967-68
4	Don McCall, CB-R, 6-0, 195, Los Angeles, Calif., Crenshaw	1978-79
20	Kevin McCall	2004, 2006
71	Howard McCants, E, 6-8, 235, River Rouge, Mich., River Rouge	1951-53
41	Anthony McClanahan, ILB, 6-2, 222, Bakersfield, Calif., Bakersfield	1990-93
38	Joe McClellan, E, 6-2, 181, Billings, Mont.	1937-38
40	T. C. McClellan, HB, 5-8, 170, Fontana, Calif., Fontana	1964-65
68	Marc McCloskey, OG, 6-4, 308, Bend, Ore., Bend	1991, 93-95
58	Levi McCormack, H, 178	1935
	Earl McCroskey	1917
	Milton McCroskey	1894-97
91	Dennis M. McCurdy, RH, 6-1, 200, Coeur d' Alene, Idaho, Coeur d' Alene	1964
10	Donald McDonald, H, 6-0, 160, Renton	1927-28
81	Nakoa McClathrath, WR, 6-2, 195, La Jolla, Calif., Scripps Ranch	2000-01
66	Jason McEndoo, OG, 6-5, 300, Cosmopolis, Aberdeen	1994-97
92	Dale McFarland, ILB, 6-1, 220, Tucson, Ariz., Sabino	1985
20	Robert McGuire, LH, 5-10, 170, Tacoma, Loncoln	1947-49
6	Milo McIvor, LH, 155, Pullman, Pullman	1920-21
55	Mark McKay, OG, 6-3, 231, Lacrosse, Lacrosse	1979-81
4	Wallace McKay, E, 185, Endicott, Endicott	1920-22
71	Herman McKee, FB, 6-3, 210, Tamaplais, Calif., Tamaplais	1962-63
9	Kevin McKenzie, SB, 5-10, 180, Long Beach, Calif., Wilson	1996-97
54	Jacob McKinney	2006
68	Wilbur McKinney, OT, 6-2, 231, Oakland, Calif., Oakland Tech	1972-74
66	Don L. McLennan, F, 6-1, 188, Escondido, Calif.	1939-40
9	Craig McLennan, H, 5-9, 170, Seattle, Queen Anne	1950
66	John McPhee, G, 5-11, 185, Seattle, Lincoln	1956
	Frank McReynolds	1894
76	Ryan McShane, OT, 6-6, 305, Lafayette, Calif., Acalanes	1994-97
63	Jack McTaggart, DE, 6-1, 200, Woodland Hills, Calif., Taft	1967
45	Ammon McWashington, OHB, 5-9, 185, Conroe, Tex., San Brdno JC	1965-66
45	Shawn McWashington, WR, 5-11, 190, Seattle, Garfield	1994-97
30	Randal McWilliams, DB, 5-11, 186, Seattle, Franklin	1988-89
1	Herbert (Butch) Meeker, QB, 145, Spokane, Lewis and Clark	1925-27
6	Lincoln Meeker, RT, 185, Escondida, Calif, Escondida	1921-23
87	Rob Meier, DE, 6-6, 282, West Vancouver, BC, Sentinel	1996-99
	Courtney Melbourne	1919
24	Melvin Melin, QB, 6-0, 195, Olympia, Olympia	1959-61
12	Paul Mencke, WR, 6-5, 228, Spokane, Lewis and Clark	1998-00
	Albert Menig	1900-01
4	Miguel Meriwether, RB, 6-0, 208, West Covina, Calif., West Covina	1995-98
76	Elmer Messenger, T, 6-2, 195, Centralia, Centralia	1950-52
68	Pat Messinger, LB, 6-1, 210, Soap Lake, Wenatchee	1969-70
40	Maury Metcalf, OLB, 6-2, 223, Sacramento, Calif., Grant	1985-88
74	Jim Michalczik, OG, 6-3, 262, Port Angeles, Port Angeles	1986-88
68	David Middendorf, OG, 6-3, 230, Seattle, Ingraham	1965-67
66	Nick Mihalhauser, OL, 6-4, 280, Arroyo Grande, Calif., Arroyo Grande	2002-05
93	Keith Millard, DT, 6-4, 237, Pleasanton, Calif., Foothill	1981-83
32	Charles Miller, G, 5-9, 215, Rathdrum, Idaho, Ruthdrum	1959-60
36	Jevon Miller, WR, 6-0, 193, Anchorage, Alaska, East	2002-04
45	Robert Miller, H, 6-2, 200, Canoga Park, Calif., Canoga Park	1954
32	Russell A. Miller, DE, 6-5, 230, Salmon, Idaho, Salmon	1989-90
84	Russell E. Miller, QB, 5-9, 150, Kelso, Kelso	1946-47
	William Miller	1906-07
60	Arthur Mills, SG, 6-2, 234, Auburn, Auburn	1967-69
25	Ron Mims, C, 6-0, 175, Pasadena, Calif., Pasadena City College	1970-71
	William Miner	1905-07, 09
34	Dave Minnich, RB, 6-0, 220, Stonington, Conn., Stonington	2000-01
89	Lloyd Minor, TE, 6-4, 212, E. Palto Alto, Calif., Ravenswood	1973
2	Cameron Mitchell, WR, 5-11, 166, Richland, Columbia	1979-81
30	Curry Mitchell, E, White Swan	1925
1	D.J. Mitchell, DB, 6-1, 185, Sacramento, Calif., Grant	1996
88	Dennis Mitchell, DT, 6-3, 230, Campbell, Calif., Mitty	1970-72
30	Don Mitchell, T, 185, Yakima	1924
16	Frank Mitchell, G, 5-11, 180, Wapato, Wapato	1929, 31
10	Mike Mitchell, CB, 6-1, 185, Walla Walla, Walla Walla	1973-74
84	Russell Mizin, TE, 6-4, 232, Aberdeen, Aberdeen	1999-00
8	Singor Mobley, SS, 6-0, 178, Tacoma, Curtis	1991-94
65	Robert Mock, G, 6-2, 200, Lynden, Lynden	1954-55
35	Josh Moen, DB, 6-1, 189, Tacoma, Curtis	1999-01
	Milton Moeser	1911
70	Gerald L. Molvik, T, 6-3, 195, Seattle, Ballard	1949
20	Mike Monahan, DB, 6-2, 225, Portland, Ore., Marshall	1969-71
14	John Monlux, RH, 5-1, 170, Everett, Everett	1948
	Hamilton Montgomery	1906, 08
35	Ron Montgomery, RB, 5-10, 201, San Antonio, Texas, Judson	1996
22	Brandon Moore, LB, 6-1, 220, Carson, Calif., Banning	1995-97
11	DeDe Moore, SE, 5-11, 196, Altadena, Calif., Muir-Pasadena	1982-83
89	Eric Moore, TE, 6-5, 240, Garden Grove, Calif., Rancho Alamitos	1993-94
	Floyd Moore	1894-95
88	Fred Moore, SE, 6-0, 183, Washington, D.C., Coolidge	1968-69
21	Kenny Moore, LB, 6-0, 212, Menlo Park, Calif., Menlo-Atherton	1995-97
3	Sammy Moore, WR, 6-0, 187, Mesa, Ariz., Westwood	2002-03
61	William Moos, OT, 6-3, 240, Olympia, Olympia	1970-72
93	Delmar Morais, DT, 6-3, 256, Las Vegas, Nev., Chaparral	1995-97
	Mike Moran	1920-21
	Arthur Morgan	1903-05
30	James Morgan, C, 6-2, 180, Elma	1929-30
6	Dee Moronkola, DB, 5-9, 194, Richmond, Calif., DeAnza	1995-98
42	Charles Morrell, F, 6-0, 195, Downey, Calif., Downey	1956-58
84	Gary E. Morrell, E, 6-0, 200, Downey, Calif., Downey	1957
10	Kevin Morris, PK, 6-0, 180, Snohomish, Snohomish	1981
55	Steve Morton, C, 6-2, 233, Chehalis, Grays Harbor	1973-74
29	Howard Moses, H, 5-9, 178, Cashmere	1930-32
6	Chris Moton, SS, 6-3, 205, Inglewood, Calif., Morningside	1987-90
17	David Muir, QB, 6-0, 182, Chatsworth, Calif., Chatsworth	1997
58	Matt Mullennix, DE, 6-6, 255, Spangle, Liberty	2004-05
58	Scott Mullennix, LB, 6-2, 205, Spokane, Shadle Park	1974-75
57	Rodney Mumma, LB, 6-1, 215, Anaheim, Calif., Sta. Ana College	1970-71
86	Tramaine Murray	2004
45	Rob Myers, P, 6-1, 201, LaCanada, Calif., LaCanada	1986-89
N		
99	Jonathan Nance, DE, 6-4, 234, Miami, Fla., Miami Senior	1996-98
4	Johnny Nansen, LB, 6-0, 232, Long Beach, Calif., Jordan	1994-96
55	Mark Nason, OL, 6-3, 247, East Wenatchee, Eastmont	1996-97
70	Donald Nelson, T, 6-3, 220, No. Hollywood, Calif., Hollywood	1956-57
42	Ike Nelson, WR, 6-3, 196, Stockton, Calif., Edison	1971
65	James Nelson, G, 6-1, 220, Oakland, Calif., Centra Costa JC	1964
65	J. Robert Nelson, G, 5-11, 220, Ephrata, Wenatchee JC	1963
68	Marvin Nelson, C, 5-11, 195, Milwaukie, Ore., Milwaukie	1957-59
66	Norman E. Nelson, G, 5-11, 180, Everett, Everett	1949
64	Steve Nelson, OL, 6-3, 279, Colville, Colville	2003
43	Todd Nelson, LB, 6-3, 240, Renton, Hazen	1995-97
	John Nelton	1910
81	Doug Nesson, LB, 6-3, 215, Billings, Mont., Great Falls	1976
18	Curtis Nettles, WR, 5-7, 165, Venice, Calif., Culver City	1999-02
39	Don Nevels, SLB, 6-1, 217, San Francisco, Calif., Balboa	1976-79
51	Bruce Nevitt, C, 6-2, 210, Burlington, Burlington	1952, 54
88	Ben Newland, E, 6-2, 187, Everett	1949
10	Billy Newman, Jr., S, 5-10, 201, Laguna Niguel, Calif., Santa Margarita	1998-01
24	Bob D. Newman, Q, 6-2, 190, El Cerrito, Calif., El Cerrito	1956-58
24	James Newson, HB, 6-1, 185, Sacramento, Calif., Sacramento	1965
52	Curt Newton, LB, 6-0, 218, Kansas City, Mo., Wyandotte	1989-90
42	Alex Nguwa, LB, 6-1, 235, Inglewood, Calif., Culver City	2000-01
45	Edward Niehl, H, 5-10, 180, Seattle, Highline	1947-48
72	Laurie Niemi, T, 6-0, 240, Clarkston, Clarkston	1946-48
	Jerry Niessen	1904-07
63	Kyle Noble, DE, 6-2, 262, Renton, Liberty	1997
21	Morris Noble, CB/WR, 6-0, 166, Los Angeles, Calif., Compton CC	1972-73
37	Roosevelt Noble, DB, 5-10, 167, Sunnyvale, Calif., St. Francis	1986-89
44	Lewis (Bud) Norris, DB, 6-4, 215, Sedro Woolley, Sedro Woolley	1964-66
61	Robert Norvell, OG/C, 6-4, 262, Vancouver, Columbia River	1989-90
O		
78	Dan O'Leary, OG, 6-3, 250, San Francisco, Calif., Riordan	1978
41	Bob O'Neal, OLB, 6-5, 226, Marysville, Calif., Lindhurst	1984-88
1	Nick Obrastoff, PK, 6-0, 181, Seattle, Nathan Hale	1986
87	Tim Ochs, DT, 6-3, 242, Fife, Fife	1973-76
73	Sean O'Connor, OL, 6-6, 290, Redmond, Redmond	2003-06

WSU COUGAR LETTERMEN

51	Virgil Odom, G, 183, Shelton	1931
	Chester Offner	1898
95	Gabriel Oladipo, DT, 6-4, 294, Lagos, Nigeria, Texas Southern	1990
89	Jamie Olesen, TE, 6-2, 228, Sumas, Sumas	1982-84
28	Frank Oliver, H, 6-0, 175, Kennewick	1939
24	Verne Oliver, C, 5-9, 196, Everett, Everett	1942
25	Augustin Olobia, WR, 5-11, 198, Benin, Nigeria, Texas Southern	1990-91
83	Don Olsen, DE, 6-4, 217, Spokane, Rogers	1972-73
79	Bryan Olsen, DT, 6-4, 282, Kent, Kentlake	2005
11	Rich Olson, QB, 5-11, 185, Monterey Park, Montebello	1968-69
46	Rodd Olson, TE, 6-4, 224, Walnut Creek, Calif., Las Lomas	1986-89
9	Lee Omland, DHB, 5-11, 185, Eugene, Ore., Willamette	1967
81	Mel Orchard, TE, 6-2, 218, Evanston, Wyo., Evanston	1985-87
42	Ted Ornduff, LCB, 5-10, 189, Morgan Hills, Calif., Morgan Hills	1984
43	Lee Orr, H, 6-1, 175, Monroe, Monroe	1939
84	Ronald Orr, E, 6-2, 195, Shelton, Shelton	1965-67
89	William H. Osborne, E, 6-2, 195, Vancouver, Vancouver	1948
62	Steve Ostermann, OG, 6-2, 230, Arlington Heights, Ill., St. Viator	1972-74
87	Tom Ostrander, WR, 6-1, 203, Yakima, East Valley	2002, 04
50	Andrew Oswald, G, 5-10, 193, Walla Walla	1935-36
75	Jon Ottenbreit, OT, 6-6, 285, Cheney, Cheney	1996-97
78	Earl Owens, OT, 6-2, 254, Pasadena, Calif., Pasadena City CC	1973-74

P		
14	Ty Paine, QB, 6-3, 219, Billings, Mont., Billings Senior	1970-72
81	Mark Painter, TE, 6-3, 200, Richland, Columbia	1970-71
54	Tolo Palelei, DT, 6-4, 250, Pago Pago, Am. Samoa, Samoana	1988
72	Pace Paletta, T, 6-2, 190, Dunsmuir, Calif.	1939
	L. H. Palmerton	1898
50	Mike Palumbo, G, 6-2, 277, Calgary, Alberta., St. Mary's	1983
34	Paul Palumbo, RB, 5-11, 190, Chula Vista, Calif., Chula Vista	1977
27	Hugh Parker, CB, 5-10, 190, Sacramento, Calif., Crawford	1979-80
18	Randy Parker, FS, 5-11, 179, Seattle, Ingraham	1989
21	John Parkhill, E, 177, Wenatchee,	1925-27
41	Jack Parodi, G, 5-11, 180, Stockton, Calif.	1929-31
50	Josh Parrish, OL, 6-6, 322, Chewelah, Jenkins	2000-02
67	Tom Parry, T, 6-0, 215, Seattle, Queen Anne	1942, 46-47
77	James Paton, G, 6-0, 230, Spokane, Shadle Park	1962-64
63	Gary Patrick, OG, 6-3, 240, Yakima, Eisenhower	1979-82
94	Bill Patterson, WLB, 6-2, 228, Cupertino, Calif., Archbishop Mitty	1972, 74-75
86	DeWayne Patterson, DE, 6-1, 248, Oakland, Calif., McClymonds	1991-94
30	DeWayne Patterson, FS, 6-0, 199, Redlands, Calif., Redlands	2005
15	Mark Patterson, SS, 6-2, 195, Tacoma, Lincoln	1975-77
39	Wes Patterson-Aumua, LB, 5-11, 197, Bellflower, Calif., Bellflower	2002
13	Mike Pattinson, QB, 6-1, 197, Moscow, Idaho, Moscow	1989, 91-93
10	Don Paul, RH, 6-0, 175, Tacoma, Fife	1947-49
15	Karl Paymah, CB, 6-0, 200, Spanaway, Clover Park	2001-04
63	Jerry Payne, LB, 6-1, 218, Port Angeles, Port Angeles	1973-75
32	Jamel Payton, DB, 5-10, 162, Tacoma, Lincoln	1995
1	Dennis Pearson, FL, 6-0, 185, Seaside, Calif., Monterey	1974-75
13	Chuck Peck, QB, 6-2, 209, Seattle, Ballard	1971-74
67	Dean Pedigo, LB, 6-2, 205, Everett, Everett	1974-77
9	Rich Pelletier, QB, 6-0, 187, Concord, Calif., DeLasselle	1987
84	John (Arnie) Pelluer, E, 6-3, 215, Bremerton, Bremerton	1953-55
47	Scott Pelluer, OLB, 6-2, 212, Bellevue, Interlake	1977-80
88	William Pellum, WR, 5-10, 155, Palm Springs, Calif., College of the Desert	1987-88
92	Marc Pence, DT, 6-1, 223, San Leandro, Calif., Marina	1970-71, 73
32	Woodrow Perkins, FS, 5-11, 180, Los Angeles, Calif., Pierce JC	1972-73
11	Jack Perrault, QB, 6-1, 180, Toppenish, Toppenish	1945
81	Bob Perringer, E, 6-2, 185, Olympia, Olympia	1953-54
	Eugene Person	1902
99	Tim Petek, DT, 6-5, 252, Spokane, Gonzaga Prep	1985
15	David G. Petersen, S, 6-0, 195, Wenatchee, Wenatchee	1964-66
31	Jim Peterson, LB, 6-1, 180, Wenatchee, Wenatchee	1968-69
68	John Peterson, G, 5-9, 190, Spokane, John Rogers	1946-48
87	Mike Peterson, WR, 5-11, 180, Spokane, University	1982
22	Brad Philley, RB, 6-2, 208, Puyallup, Rogers	1997-00
59	Brandon Pickering, LB, 5-10, 200, Monroe, Redmond	2000
39	Randy Pickering, LB, 6-0, 180, Issaquah, Issaquah	1970-71
62	Ryan Pickering, LB, 5-11, 198, Monroe, Redmond	2000
28	Eddie Pillings, H, 5-9, 165, Ellensburg, Ellensburg	1941
77	Konrad Pimiskern, OL, 6-4, 280, West Vancouver, BC, West Van. Secondary	1989-92

43	Mark Pimiskern, DE, 6-3, 229, West Vancouver, BC, West Van. Secondary	1993-94
75	Ropati Pitoitua	2004-06
50	Morris (Skip) Pixley, C, 6-0, 210, Spokane, North Central	1954-55
55	Harry Planck, RG, 5-11, 207, Pacoima, Calif.	1942
18	Mark Pleis, OLB, 6-3, 200, Lafayette, Calif., Del Valley	1981-82
93	Rod Plummer, LB, 6-0, 226, Oakland, Calif., St. Mary's College	1988-91
58	Tom Poe, MLB, 6-0, 218, Enumclaw, Enumclaw	1971-73
9	Deron Pointer, WR, 5-11, 175, Tacoma, Curtis	1991-93
79	Joseph Powloski, T, 6-0, 200, Tacoma, Bellarmine	1952-54
83	Francis Polsfoot, LE, 6-3, 190, Montesano, Montesano	1947-49
20	Dwight G. Pool, HB, 6-0, 180, Walla Walla, Walla Walla	1950-52
	Fred Poole	1898
81	Jeff Poppe, SE, 6-0, 175, Mt. Vernon, Mt. Vernon	1980-81
68	Greg Porter, OG, 6-3, 245, Pleasant Hills, Calif., College Park	1978-79, 82
30	Kerry Porter, FB, 6-2, 201, Great Falls, Mont., Great Falls	1982-83, 85-86
85	Michael R. Potter, E, 6-1, 200, Seattle, Everett JC	1964
19	Greg Prator, WR, 6-1, 201, Riverside, Calif., Rubidoux	2004-05
12	Aaron Price, KS, 5-10, 190, Pullman, Ogden	1992-93
20	Geoffrey S. Price, H, 6-0, 165, Everett, Everett	1958-59
5	James Price, LB, 5-11, 215, Anchorage, Alaska, West	1997-98, 2000-01
28	Anthony Prior, DB, 5-11, 188, Mira Loma, Calif., Rubidoux	1989-91
66	David Pritchard, C, 6-0, 230, Tacoma, Clover Park	1981
	Charles Proff	1899-1901
14	Antone Purcell, LT, 185, Chehalis, Chehalis	1922
37	Merton Purnell, H, 5-11, 180, Ellensburg, Ellensburg	1952-54
	George Pynn	1911

Q		
85	Russell Quakenbrush, E, 6-3, 195, Seattle, Ballard	1953-55

R		
3	Finas Rabb III	2006
64	Pete Rademacher, G, 6-2, 200, Tieton, Tieton	1950-51
	Ralph Rader	1907
43	James Rainbolt, H, 5-10, 175, Everett	1940
79	Rob Rainville, OL, 6-5, 323, Lewiston, Idaho, Lewiston	1996-98
83	Eason Ramson, TE, 6-3, 230, Sacramento, Calif., Christain Bros.	1974-77
30	Elijah Raphael, RB, 5-8, 171, San Fernando, Calif., Kennedy	1993
67	Jesse Ratcliff, DE, 6-3, 262, Lacey, North Thurston	1998-99
33	Dennis Rath, F, 6-0, 190, Grandview, Grandview	1953-55
23	LaRoy Rath, E, 5-11, 190, Grandview, Grandview	1957-59
70	Reed Raymond, OT, 6-8, 310, Moses Lake, Moses Lake	1997-00
73	Ryan Raymond, OG, 6-7, 302, Moses Lake, Moses Lake	1998-00
42	Dan Reardon, DE, 6-3, 210, Seattle, Rainier Beach	1976-77
47	Bob Redmond, WR, 6-0, 175, Tyler, Texas, John Tyler	1971-72
65	Geoff Reece, C, 6-4, 235, Everett, Cascade	1972-74
42	George Reed, FB, 5-10, 205, Renton, Renton	1959, 61-62
50	Paul Reed, OL, 6-2, 279, Vancouver, Mountain View	1991-94
22	Rich Reed, RB, 5-7, 170, Seattle, Nathan Hale	1984, 86
23	Richard Reed, DSB, 5-11, 185, Snohomish, Snohomish	1966-68
	William Reed	1896
39	Dave Reetz, ILB, 6-0, 212, Kirkland, Lake Washington	1984-85
	Walter Rehorn	1903
70	Clay Reis, OT, 6-8, 286, Cupertino, Calif., Monta Vista	1991-94
75	Larry Reisbig, T, 6-1, 205, Van Nuys, Calif., Van Nuys	1961-62
40	William Remington, C, 6-0, 186, South Bend, Ind.	1941-42
22	James Renfro, HB, 5-11, 190, Portland, Ore., Jefferson	1956-57
21	Richard Renfro, Q, 5-9, 191, Los Angeles, Calif.	1939-41
19	Rod Retherford, DB, 5-10, 175, John Day, Ore., Grant Union	1981-82
71	Jay Reyna, DE, 6-4, 241, Bellingham, Sehome	1990-91
3	Keith Reynolds, WR, 5-11, 182, Oakland, Calif., Fremont	1992-93
20	Ricky Reynolds, LCB, 6-0, 182, Sacramento, Calif., Luther Burbank	1984-86
62	Gottlieb Ribary, G, 6-0, 200, Auburn, Auburn	1952-53
26	Ron Ricard, DB, 5-9, 175, Burbank, Columbia	1987-90
34	Anthony Rice, RB, 5-10, 170, Pomona, Calif., Garey	1992
57	Keith Rice, LB, 6-1, 219, Denver, Colo., East	1987-88
	Dave Richards	1972
36	Theodore Richards, Q, 155, Toppenish	1931
65	Joe Richer, LB, 5-11, 202, Edmonds, Everett	1969-70
50	Glenn E. Rickett, C, 6-1, 188, Puyallup, Puyallup	1948-50
62	Eugene Rieger, G, 6-0, 185, Spokane, West Valley	1949-51

WSU COUGAR LETTERMEN

47	Rick Riegle, WR, 6-3, 195, Anaheim, Calif., Savanna	1973
83	Doug Riggs, E, 6-2, 195, Seattle, Franklin	1953-55
2	Earl Riley, DB, 6-2, 218, Dos Palos, Calif., Dos Palos	1998-99
84	Jerome Riley, WR, 6-2, 185, Arleta, Calif., Birmingham	2001-02
7	Ralph Riley, T, 6-2, 190, Goldendale	1928-29
10	Francis Rish, E/C, 6-3, 180, Yakima	1938-40
47	Malik Roberson, DT, 6-3, 258, Spokane, Lewis and Clark	1990
52	Steve Roberts, MLB, 6-0, 195, San Francisco, Calif., Lowell	1972-74
82	Jim Robinson, DE, 6-3, 225, Bakersfield, Calif., Bakersfield JC	1971-72
77	Derrick Roche, OL, 6-5, 295, Kent, Kentridge	1999-02
	Graham Rock	1912
85	Alexe Rodopoulos, WR, 6-3, 200, Blue Springs, Mo., Blue Springs	1998
35	William (Bud) Roffler, H, 6-1, 185, Spokane, Lewis and Clark	1949-51
17	Gary Rogers	2006
52	Scott Rogers, C, 6-2, 224, Snohomish, Snohomish	1978-79
25	Thomas Rogers, RB, 5-8, 191, Tacoma, Clover Park	1988
23	Ted T. Rohwer, Q, 5-11, 168, Spokane, North Central	1926-28
64	Constantino Romero, DT, 6-4, 265, Eureka, Calif., Eureka	1990
74	Andy Roof	2005-06
89	Jerry Roquemore, WR, 5-11, 187, Gahanna, Ohio, Lincoln	1998
55	John Rosano, HB, 6-0, 174, El Cerrito, Calif., Granite Hills	1934-36
21	Deon Rosemond, DB, 5-10, 180, Los Angeles, Calif., Washington	1991
3	Timm Rosenbach, QB, 6-2, 210, Pullman, Pullman	1987-88
99	Bob Ross, RH, 5-11, 170, Carbonado, Buckley	1946
2	Earle Ross, H, 6-0, 176, Honolulu, Hawaii	1937-39
75	Robin Ross, OT, 6-5, 239, Whittier, Calif., Rio Hondo	1974-75
58	Woodrow Ross, T, 6-3, 210, National City, Calif.	1941
11	Thomas E. Roth, QB, 6-1, 195, El Cajon, Calif., Granite Hills	1963-65
60	Dan Rowlands	2005-06
82	John Rowley, E, 6-3, 190, Port Orchard, S. Kitsap	1948, 50-51
37	George Rowswell, T, 6-1, 230, Centralia	1936-39
46	Chris Rumburg, C, 6-3, 191, Spokane, West Valley	1936-37
57	Dean Rumburg, C, 6-2, 190, Spokane, West Valley	1946-48
10	John Rushing, FS, 5-10, 208, Merced, Calif., Merced	1991-94
48	Frank Russell, LB, 5-9, 199, Long Beach, Calif., Wilson	1993
51	John Rust, MLB, 6-2, 225, Sandpoint, Idaho, Sandpoint	1987
33	Anthony (Tony) Ryan, RB, 6-0, 205, Oklahoma City, Okla., Tecumseh	2002
17	Mark Rypien, QB, 6-4, 225, Spokane, Shadle Park	1983-85

S

44	Payam Saadat, LB, 6-0, 230, Santa Monica, Calif., Santa Monica	1994
17	Jerry Sage, T, 6-2, 183, Spokane, North Central	1936-37
77	Mike Sage, OG, 6-2, 318, Las Vegas, Nev., Chaparral	1995-98
	John R. Sahlberg, G, 5-11, 215, Ione, Calif., Monterey Peninsula JC	1963
96	Taeao Salausa, DE, 6-4, 260, Long Beach, Calif., LB Poly	1997
99	Vince Saldivar, DE, 6-5, 242, Orange, Calif., Servite	1990-93
71	Tino Salinas, OL, 6-6, 282, Dixon, Calif., Dixon	1993
35	Tony Salter, CB, 5-10, 183, Los Angeles, Calif., Duarte	1990-91
11	Samoa Samoa, CB, 6-2, 202, Long Beach, Calif., Carson	1979-80
55	Conrad Sampson, C, 6-1, 171, Everett, Everett	1947
69	Kirk Samuelson, G, 6-4, 256, White Salmon, Columbia	1982-84
2	Roy Sandberg, LE, 175, Bellingham, Bellingham	1920-22
50	George Sander, H, 6-1, 174, Spokane, North Central	1930-32
92	Dwayne Sanders, DE, 6-7, 245, Los Angeles, Calif., Dorsey	1994-95
38	Melvin Sanders, OLB, 6-2, 220, Los Angeles, Calif., Loyola	1976, 78-80
72	Scott Sanderson, OT, 6-6, 296, Concord, Calif., Clayton Valley	1993-96
	Colonel Sapp	1895, 97-98, 1902, 04-05
38	Phil Sarboe, Q, 5-10, 160, Tacoma	1931-33
42	Frank Sarno, Q, 5-10, 200, Somerville, Mass., Somerville	1953-55
94	Don Sasa, DT, 6-4, 281, Long Beach, Calif., Long Beach Poly	1992-94
	H. Satterthwaite	1913-14
75	Tony Savage, DT, 6-4, 288, San Francisco, Calif., Riordan	1986-89
	Walter Savage	1894
3	Moe Sax, Q/H, 148, Walla Walla, Walla Walla	1920-21
53	Kevin Scanlan, C, 6-0, 190, Spokane, North Central	1954
56	Oscar Schaaf, G, 6-0, 185, Oakesdale	1938
	Ray Schaaf, E, 6-2, 195, Spokane, Chewelah	1947
33	William Schade, T, 6-3, 190, Vallejo, Calif.	1938-40
32	Peter Schenck, RH, 6-2, 185, Los Angeles, Calif., Hamilton	1959-61
6	Calvin Schexnayder, WR, 5-11, 183, Fresno, Calif., Bullard	1991-92
37	Dwight Scheyer, T, 6-3, 210, Granger, Granger	1934-36
22	Russell Schlee, H, 6-2, 190, San Francisco, Calif.	1939

87	Michael Schmidlen, DE, 6-4, 220, El Paso, Texas, Cortez	1970
	R. D. Schnebley	1917, 20
91	Dave Schneider, DL, 6-5, 230, Lynwood, Columbia Basin CC	1979
5	Emmett Schroeder, H, 180, Mt. Vernon	1929-31
26	John Schroeder, G, 183, Pullman, Pullman	1925
85	Warren L. Schroeder, E, 5-11, 195, Kelso, Kelso	1958-60
67	Mike Schuster, OL, 6-5, 258, Richland, Richland	1985
48	Don Schwartz, MLB, 6-2, 195, Santa Clara, Calif., Mitty	1974-77
33	Elmer Schwartz, FB, 5-11, 200, Port Orchard	1928-30
71	Mike Schwarz, OL, 6-30, 295, Winlock, W.F. West	1998-99
74	Milt Schwenk, TB, 6-2, 215, Sunnyside, Sunnyside	1951-53
79	Tim Scoles, DL, 5-11, 243, Mt. Vernon, Spokane Falls CC	1985-86
84	Corey Scott, TE, 6-3, 245, Cerritos, Calif., Gahr	1997-99
23	Rodney Scott, RB, 5-10, 224, Tacoma, Clover Park	1988-89, 91
79	John Scukanec, OL, 6-5, 292, Vancouver, Mountain View	1994-95
47	Cotton Sears, WR, 6-1, 179, Pullman, Pullman	1984-86
80	Jody Sears, WR, 5-11, 170, Pullman, Pullman	1989-90
51	Steve Sebahar, C, 6-3, 250, Pleasanton, Calif., Amador	1980-82
84	Scott Selby	2006
38	Tyler Sellers, CB, 5-10, 173, East Wenatchee, Eastmont	2004
63	Charles Semancik, G, 5-11, 190, Tacoma	1936-37
37	Clement Senn, G, 5-11, 178, Tacoma, Lincoln	1930-32
21	Peter Senuty, E, 6-2, 190, Bellingham	1939
23	William Sewell, LH, 6-0, 170, Tacoma, Lincoln	1939-41
3	Ford Sexton, Q, 5-10, 180, Dunsmuir, Calif.	1939-40
39	Alfonso Shambra, H, 5-11, 172, Los Angeles, Calif.	1931-33
3	Leo Shannon, T, 195, Pullman, Pullman	1922-23
29	P. J. Shank, S, 6-0, 178, Dayton, Ohio, Fairview	1968-69
6	Fred Shavies, DE, 6-2, 260, Oakland, Calif., Fremont	1999-02
44	Josh Shavies, DL, 6-6, 317, Oakland, Calif., Fremont	1999-00, 02-03
81	Edwin E. Shaw, E, 6-0, 190, Spokane, Rogers	1958-60
22	Glen Shaw, TB, 5-10, 180, Yakima, Eisenhower	1966-68
48	Peter Shaw, S, 6-0, 181, Compton, Calif., Pius X	1980-81
82	R. Gerald Shaw, E, 6-2, 190, Calgary, Alberta, Mt. Royal College	1962-64
49	Stanley Shaw, E, 180, Yakima	1930
82	Todd Shaw, DT, 6-6, 278, Portland, Ore., Franklin	1991-94
63	Mike Shelford, OL, 6-2, 275, Seattle, Kings	2001-03
15	Stan Sherer, QB, 6-2, 190, Rancho Cordova, Calif., Rancho Cordova	1972
23	Cole Sheridan, CB, 5-11, 183, Pullman, Pullman	2000-02
88	Richard C. Sheron, E, 6-5, 220, Beaverton, Ore., Beaverton	1964-66
44	Bill Shore, G, 5-11, 201, Stanwood	1937-38
63	Steven Shoun, SLB, 6-3, 206, Caldwell, Idaho, Caldwell	1967-69
5	Larry Sibillia, H, 5-9, 175, Cle Elum	1933-34
10	Brian Sickler, OLB, 6-1, 214, Dallas, Pa., Miami	1978-80
3	Graham Siderius, PK, 6-2, 211, Reno, Nev., McQueen	2003-05
39	Joe Sienko, F, 6-0, 186, PeEll	1936-37
31	Melvin Simmons, LB, 6-1, 210, Compton, Calif., Dominguez	1999-00
17	Randal Simmons, CB, 5-11, 180, Los Angeles, Calif., Fairfax	1976-78
53	Keith Simon, Q, 5-7, 155, Billings, Mont.	1936, 39
69	Matt Simonet, OT, 6-5, 277, Kent, Kentwood	1988-89
90	Robert Simpson, OE, 6-2, 210, Edwall, Reardan	1965-67
24	Robin Sinclair, CG, 6-0, 185, Portland, Ore., Grant	1971-73
2	Frank Skadan, Q, 163, Spokane, North Central	1920-21
39	Brian Skjei, LB, 6-3, 208, Mount Vernon, Mount Vernon	2004
21	Howard Slater, T, 185, Spokane, Deer Park	1922-23
72	Kevin Sloan, OT, 6-7, 263, Costa Mesa, Calif., Estancia	1981-82
48	Fred Small, Q, 6-1, 208, Mead, Mead	1941
24	Courtney Smith, F, 6-0, 175, Seattle	1927-28
73	Dan Smith, OT, 6-4, 258, Bremerton, Olympic CC	1974-75
84	Dustin Smith, TE/OG, 6-4, 255, Kennewick, Kamiaken	1990-92
41	Harold Gus Smith, H, 5-10, 165, Wapato, Wapato	1936-37
91	James D. Smith, DE, 6-3, 210, Brawley, Calif., Brawley	1967-68
5	Jonathan Smith, RB, 5-10, 190, Pasadena, Calif., Narbonne	2002-03
28	Kealan Smith, RB, 6-0, 205, Gig Harbor, Peninsula	2003
63	Mike Smith, C, 6-2, 280, Auburn, Jefferson	1987-90
30	Raonall Smith, LB, 6-2, 241, Gig Harbor, Peninsula	1998-01
21	Richard Smith, TB, 6-3, 205, Norristown, Pa., Norristown	1968-69
62	Ryan Smith, OL, 6-4, 270, Anderson, Calif., Anderson Union	1990
72	Stanley Smith, C, 6-1, 194, Abilene, Texas	1934-36
	W. Smith	1913-14
31	Wendell Smith, DB, 5-11, 207, Spokane, Gonzaga Prep	1999, 2002
23	William Smith, G, 180, Sprague	1924-26
75	William M. Smith, T, 6-2, 215, Olympia, Olympia	1948
13	Mike Snow, CB, 6-1, 192, Seattle, Lindbergh	1976-79

WSU COUGAR LETTERMEN

U

21	Neti Uluga'ono, OLB, 6-1, 198, Waeimemalo, Hawaii	1987
60	Mike Utley, OG, 6-6, 302, Seattle, Kennedy F. Vance	1985-88 1913

V

77	Steven Van Sindersen, ST, 6-3, 240, Bellingham, Bellingham	1966-68
76	Dan Verhey, T, 6-1, 225, Sunnyside, Sunnyside	1957-58
15	Dan Vaughn, QB, 6-1, 196, San Francisco, Calif., St. Ignatius	1989
88	Norman Veach, E, 6-2, 195, Spokane, North Central	1955
55	James Vest, LB, 6-4, 250, Puyallup, Puyallup	1967
90	Nick Volk, DT, 6-2, 230, Spokane, Gonzaga	1985
52	Ronald E. Vrljacik, C, 6-2, 218, Beaverton, Ore., Beaverton	1964-66

W

60	Aaron Wagner, LB, 6-3, 250, Lethbridge, Alberta, Lethbridge Sec.	2000, 2003
42	Tom Wagner, LB, 6-2, 207, Bellevue, Newport	1997-98
64	Lincoln Walden-Schulz, C, 6-4, 285, Long Beach, Calif., Wilson	1998-99
19	Eric Waldorf, HB, 185, Kennewick	1923-25
44	Buddy Waldron, SS, 5-11, 206, Bellevue, Bellevue	1992
36	Brian (B.T.) Walker	2006
6	Brian Walker, DB, 6-1, 180, Colorado Springs, Colo., Widefield	1994-95
62	Mike Walker, DT, 6-1, 246, Indianapolis, Ind., Pike	1979, 81
44	Darroll Waller, H, 6-1, 195, Spokane, Gonzaga	1945
46	Frank Wallulis, T, 192, Roslyn	1930-31
46	Bob Walsh, OLB, 6-3, 208, San Marino, Calif., San Marino	1982
15	Benny Ward	2005-06
44	William C. Ward, LG, 6-2, 212, Sequim, Sequim	1941-42
81	Wendell Wardell, T, 6-5, 230, Billings, Mont., Billings	1963
67	Clyde Warehime, SLB, 6-2, 218, Kent, Kent-Meridian	1971-73
26	Mike Washington, RB, 5-10, 191, Tacoma, Lakes	1976-78, 80
22	Talmadge (Duke) Washington, F, 5-11, 190, Pasco, Pasco	1952-54
2	Jerald Waters, SS, 5-11, 191, Daly City, Calif., Serramonte	1982-84
32	Brad Watkins, LB, 6-3, 225, Mountain View, Calif., Mountain View	1974
9	Cedric Watkins, CB, 6-1, 180, Long Beach, Calif., Poly	1976
66	Frank Watkins, G, 5-10, 190, Pullman, Pullman	1954
22	Paul Watson, PK, 6-1, 195, Vancouver, B.C., Point Grey Sec.	1977-78
81	Markham Watt, WR, 6-0, 174, Long Beach, Calif., Gardena	1982
74	Lee Weatherford, DE, 6-3, 230, Portland, Ore., Douglas	1972-74
92	Dan Webber, DE, 6-5, 260, Bellevue, Eastside Catholic	1987-90
66	Larry Weir, G, 5-11, 190, Spokane, Gonzaga Prep	1955
77	Victor D. Weitz, T, 6-3, 190, Walla Walla, Walla Walla	1952-53
76	James Welch, G, 5-10, 200, Seattle, Lincoln	1953-55
26	Cecil Welchko, H, 6-1, 175, Bonners Ferry, Idaho	1936-38
82	Doug Wellsandt, TE, 6-3, 248, Ritzville, Ritzville	1987-89
82	Adam West, DE, 6-6, 265, Venice, Calif., Venice	2002-05
89	Harvey West, E, 6-0, 215, Olympia, Olympia	1959-61
44	John West, SS, 6-1, 183, Marysville, Granite Falls	1978-81
	Mel West	1903
94	Kirk Westerfield, DE, 6-7, 280, Benton City, Kiona-Benton	1988-91
5	Cecil Wetsel, G, 195, Wenatchee, Wenatchee	1922-23
	Harry Wexler	1913, 17
	Herbert Wexler	1905-08
21	Jim Whatley, WR, 6-0, 172, Bellevue, Interlake	1978-80
8	Hugh Wheeler, FB, 175, Colfax, Colfax	1922
57	Brent White, DT, 6-2, 233, Sparks, Nev., Reed	1980-81, 84
69	Dan White, DT, 6-2, 242, Longview, Morris "Dud" White	1968-69 1909
74	Jamie White, OT, 6-4, 263, Lapwai, Idaho, Lapwai	1981, 84
13	Jason White, WR, 5-11, 171, Milpitas, Calif., Milpitas	2001
40	Brian Whiteaker, DE, 6-2, 225, Mill Creek, Jackson	2001
33	Mark Whitmire, LB, 6-2, 222, Centralia, Charles Wright	1991-92
88	Brad Whitsell, TE, 6-1, 212, Lake Stevens, Lake Stevens	1979
	Fred Whittaker	1899
45	Rob Whorley, K, 6-0, 187, Spokane, Mead	1988,90
34	Mark Wicks, DHB, 6-2, 195, Watertown, S. D., Watertown	1965-67
75	Tom Wickert, OT, 6-4, 247, San Rafael, Calif., Redwood	1971-73
13	Jack Wigmore, QB, 5-11, 175, Santa Ana, Calif., Mater Dei	1969-70
97	Anousith Wilaikul, K, 5-8, 148, Vista, Calif., Vista	2000

55	Frank Willard, E, 175, Tacoma	1931
56	Bill Williams, OT, 6-6, 270, Naches, Naches	1984-85
28	Brian Williams	2006
22	Clarence (Clancy) Williams, DB, 6-2, 195, Renton, Renton	1962-64
98	Clarence (Butch) Williams, TE, 6-2, 236, Seattle, Renton	1989-92
34	Courtney Williams, DB, 6-1, 200, Los Angeles, Calif., Dorsey	2005-06
76	Eric Williams, DT, 6-5, 258, Stockton, Calif., St. Mary's	1981-83
95	Jeremy Williams, DT, 6-5, 284, Spokane, Ferris	2000-02
33	Jerry Williams, H, 5-10, 166, Spokane, N. Central	1946-48
8	Marcus Williams, WR, 6-5, 231, Oakland, Calif., Berkeley	1999-00
20	Mark Williams, TB, 5-8, 170, Seattle, Garfield	1966-68
31	Ray Williams, RB, 5-9, 173, Pacomia, Calif., San Fernando	1976-79
42	Robert Williams, FB, 6-1, 207, Compton, Calif., Compton	1980-82
24	Vaughn Williams, FB, 6-1, 205, Oakland, Calif., Fremont	1974-75
24	Virgil Williams, DB, 6-1, 195, Tacoma, Curtis, 1999	2001-03
76	Wallace Williams, OT, 6-2, 260, Bakersfield, Calif., Bakersfield JC	1970-71
77	Alan Williamson, T, 6-2, 205, Kelso, Kelso	1956-57
22	Michael Willis	2005-06
25	Charles Wilson, T, 6-0, 190, Ellensburg, Ellensburg	1945
27	David Wilson, Q, 5-9, 170, Olympia, Olympia	1958
55	Eboni Wilson, DE, 6-2, 264, Los Angeles, Calif., Jefferson	1998
13	Jimmy Wilson, WR, 6-1, 205, Phoenix, Ariz., Phoenix Christian	2001
86	Mike Wilson, WR, 6-2, 203, Carson, Calif., Carson	1978-80
17	Michael Wimberly, WR, 5-9, 167, Gardena, Calif., El Camino JC	1987-88
14	William Winans, HB, 164, Walla Walla, Walla Walla	1921
35	Richard Windham, H, 5-11, 185, No. Hollywood, Calif., Hollywood	1956-57
74	John Winslow, OT, 6-4, 264, Overland Park, Kan., Shawnee Mission S.	1981-83
	Joe Winston	1894-97
92	Brian Winter, LB, 6-1, 221, Tacoma, Curtis	2003-04
71	Cory Withrow, C, 6-4, 275, Spokane, Mead	1994-97
50	Hap Wolf, C, 6-2, 228, Yelm, Spokane Falls CC	1974
76	Steve Wolfe, C, 6-4, 304, Puyallup, Puyallup	1989-91, 93
12	Charles Wood, H, 6-1, 177, Pullman, Pullman	1937-38
13	Victor Wood, WR, 5-10, 162, Seattle, Franklin	1986-88
48	Ben Woodard	2005-06
90	Jeron Woodley, DT, 6-4, 270, San Jose, Calif., Oak Grove	1987-90
24	James Woody, LT, 6-0, 202, Albany, Ore.	1939-41
	Dennis Woods	1896-99, 1901
94	Troy Woody, WR, 6-3, 205, Vancouver, Evergreen	1997-98
35	DeMaundray Woolridge, RB, 5-9, 299, Keller, Texas, Keller	2005-06
61	James C. Wright, T, 6-3, 240, Bellingham, Issaquah	1941-42, 46
20	Michael Wright, CB, 6-0, 189, Seattle, Kennedy	1988-91
32	Shaumbe Wright-Fair, RB, 6-0, 219, Seaside, Calif., Monterey	1989-92
56	Paul Wulff, C, 6-4, 274, Davis, Calif., Davis	1986-89
72	John Wyffels, T, 6-0, 225, Martinez, Calif., Alhambra	1960-61
1	Milton Wynn, WR, 6-3, 205, Lancaster, Calif., Antelope Valley	2000

Y

36	Harold Yap, G, 5-11, 180, Honolulu, Hawaii	1929-30
50	George Yarno, DT, 6-3, 235, Spokane, Ferris	1975-78
27	Gordon Yeomans, TB, 6-0, 190, Calgary, Alberta, Maning	1971-72
70	Mark Young, OG, 6-3, 270, Vancouver, Ft. Vancouver	1974-75
87	Ron Young, WR, 6-3, 210, San Diego, Calif., Henry	1989-90
21	Stanley Young, G, 173, Spokane	1924-25

Z

7	John Zaepfel, Q, 160, Snohomish, Snohomish	1921-23
59	Barry Zanck, OT-R, 6-2, 235, Spokane, Spokane Falls	1977
77	Daryl Zanck, DT, 6-3, 234, Spokane, Ferris	1973
28	Jack Zane, T, 6-2, 190, Bellingham	1928
27	John Zaring, RH, 6-1, 195, Walla Walla, Walla Walla	1961
52	Stanley Zemny, LG, 6-1, 198, Raymond Clarence Zimmerman, Everett, Everett	1921-23 1914-17
41	Farwan Zubeidi, WR, 5-10, 171, North Vancouver, BC, Chaffey	1997-00
36	Walter Zuger, HB, 5-11, 167, Waitsburg	1934-36

WSU HALL OF FAME



HUGH CAMPBELL

HALL OF FAME



RICHARD FARMAN



BILL GASKINS, JR.



MEL HEIN



FRANK MATAYA

Applequist, Hack—1989, Football (Player, Coach), Baseball (Coach)

Bailey, Arthur "Buck"—1978, Coach (Baseball)

Bailey, Byron—1986, Football

Bates, Stan—1980, Administrator

Benke, Loren—1984, Track

Berry, Bill—1989, Wrestling, Football

Bishop, Gale—1978, Basketball

Bledsoe, Drew—2002, Football

Bohler, J. Fred "Doc"—1978, Administrator

Bohm, Wilbur—1978, Administrator (Trainer)

Brayton, Charles "Bobo"—1981, Baseball, Football

Buckley, Archie—1984, Football, Basketball, Baseball

Campbell, Hugh—1978, Football

Cey, Ron—1981, Baseball

Chambers, Cliff—1984, Baseball

Chaplin, John—2002, Coach (Track and Field)

Clark, Asa "Ace"—1978, Football

Cogdill, Gail—1982, Football

Coleman, Dorthea—1990, Coach (Basketball)

Conley, Everett—1984, Boxing

Conley, Gene—1979, Basketball, Baseball

Deeter, Ike—1978, Coach (Boxing)

Dietz, William "Lone Star"—1983, Coach (Football)

Donaldson, James—2006, Basketball

Doornink, Dan—1987, Football

Dunn, Hubert—2006, Coach (Gymnastics)

Edwards, Glen "Turk"—1978, Football

Eggart, Jeanne—1988, Basketball

Eischen, Clem—1983, Track

Ellingsen, Carl—1980, Football, Basketball, Baseball, Wrestling

Ellingsen, Don—1984, Football, Track

Farman, Richard—1990, Football

Ford, Dale—1983, Baseball

Foster, Earl—1979, Administrator

Foster, Wes—1981, Track

Friel, Jack—1978, Coach (Basketball)

Gambold, Bob—1988, Football, Basketball

Gary, Bob—1989, Track

Gaskins, Bill, Jr.—1990, Football

Gayda, Ed—1983, Basketball

Gentry, Dale—1988, Football, Basketball, Baseball

Goddard, Ed—1978, Football

Goldsworthy, Harry—1993, Football

Gordon, Carol—2004, Administration

Hanley, Dick—1986, Football, Coach (Football)

Hannula, Dick—2006, Swimming (Player, Coach)

Hanson, Jason—2002, Football

Hanson, Vince—1986, Basketball

Harman, Janet—2006, Bowling, Field Hockey

Harshman, Marv—1986, Coach (Basketball)

Heathcote, Jud—1990, Basketball

Hein, Mel—1978, Football

Hitchcock, Vaughn—2006, Football, Wrestling, Coach (Football)

Hollingbery, Orin E. "Babe"—1978, Coach (Football)

Hooper, Pete—1984, Basketball, Baseball

Jankovich, Sam—2006, Administration

Jenne, Eldon—1978, Track

WSU HALL OF FAME

The Washington State University Hall-of-Fame was begun in 1978. WSU President Dr. Glenn Terrell (since retired) called for the formation of the Athletic Hall-of-Fame.


It is comprised of 113 former WSU athletes, coaches, administrators and special contributors to Cougar athletics. Nominations are accepted from the general public each spring, and the WSU Athletic Hall-of-Fame Council votes to determine membership.

Members of the WSU Athletic Hall-of-Fame, the year they were inducted and the category in which they were inducted are listed below.

For more information go to www.wsucougars.com and click on "Hall of Fame."



GAIL COGDILL



DON ELLINGSEN



RUEBEN MAYES



HERBERT "BUTCH" MEEKER



GEORGE REED



CLARENCE "CLANCY" WILLIAMS

Kelly, Brian—1989, Football
Kennedy, Bob—1988, Football
 Korir, Julius—2004, Track
 Lavine, Laura—2006, Track
Levenseller, Mike—1993, Football
Lincoln, Keith—1979, Football
 Lindemann, Paul—1980, Basketball
 Lindgren, Gerry—1978, Track
 Lufi, Dubi—1989, Gymnastics
Lynch, Dan—2006, Football
 Marker, Chris—1986, Swimming
Mataya, Frank—1989, Football, Basketball, Baseball, Track
Mayes, Rueben—1993, Football
 McKinnon, Ed—1978, Boxing
 McLarney, Art—1981, Basketball, Baseball
 McIntosh, Joe—1988, Baseball
Meeker, Herbert "Butch"—1978, Football
 Mooberry, Jack—1978, Coach (Track)
 Nelson, Jack—1979, Track
 Ngeno, John—1993, Track
Niemi, Laurie—1978, Football
 Nollan, William—1981, Basketball, Baseball, Tennis
 Olerud, John—1986, Baseball
 Olerud, John—2002, Baseball
 Orr, Lee—1978, Track
Paul, Don—1980, Football, Baseball
 Petragallo, Roy—1979, Boxing
 Puidokas, Steve—2006, Basketball
 Rademacher, Pete—1982, Boxing


Raveling, George—2004, Coach (Basketball)
Reed, George—1978, Football
 Reese, W. B. "Red"—1983, Coach (Basketball)
 Robertson, Bob—2002, Broadcaster
Rohwer, Ted—1989, Football, Basketball, Baseball
 Rono, Henry—1987, Track
Rypien, Mark—1993, Football
Sarboe, Phil—1980, Football, Baseball
Schwartz, Elmer—1981, Football
Senn, Clem—1990, Football
Sewell, Bill—1987, Football, Baseball
 Sheridan, Linda—2004, Coach (Volleyball, Basketball)
 Silvernail, Sarah—2002, Volleyball
 Smith, Helen—1993, Administration
Spiegelberg, Fred—1983, Coach (Football)
Steiger, Bill—1988, Football
 Sundquist, Ray—1979, Basketball
Svare, Harland—1982, Football
Theodoratos, George—1987, Football, Track, Boxing
Thompson, Jack—1987, Football
Torgeson, Laverne—1979, Football
Utley, Mike—2004, Football
 Van Reenen, John—1982, Track
 Washam, JoAnn—1982, Golf, Basketball
Williams, Clarence "Clancy"—1986, Football
Williams, Jerry—1979, Football
Zimmerman, Clarence—1978, Football

Bold type indicates football affiliation.

WSU HALL OF FAME



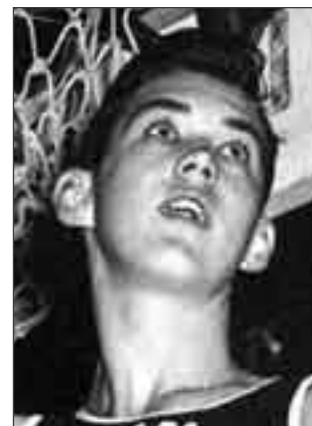
J. FRED "DOC" BOHLER



CHARLES "BOBO" BRAYTON



RON CEY



GENE CONLEY

H A L L O F F A M E

STATE OF WASHINGTON

The Tacoma Athletic Commission established the State of Washington Sports Hall-of-Fame in 1960. It was originated by Clay Huntington, and the annual induction of new members is held each December in Tacoma. Sports editors and sportscasters from throughout the state cast ballots each year to determine the new inductees.

The WSU members of the State of Washington Sports Hall-of-Fame are:

- Bailey, Arthur "Buck"—Coach (Baseball)
- Bishop, Gale—Basketball
- Bohler, J. Fred "Doc"—Administrator
- Campbell, Hugh**—Football
- Cey, Ron—Baseball
- Cogdill, Gail**—Football
- Conley, Gene—Basketball
- Edwards, Glen "Turk"**—Football
- Friel, Jack—Coach (Basketball)
- Goddard, Ed**—Football
- Harshman, Marv—Basketball
- Hein, Mel**—Football
- Hollingbery, Orin E. "Babe"**—Coach (Football)
- Lincoln, Keith**—Football
- Lindemann, Paul—Basketball
- Lindgren, Gerry—Track
- McCallam, John—Sports Author
- Meeker, Herbert "Butch"**—Football
- Nollan, William—Basketball, Baseball
- Paul, Don**—Football
- Reed, George**—Football
- Stock, Wes—Baseball
- Svare, Harlan**—Football
- Torgeson, Laverne**—Football
- Williams, Clancy**—Football
- Williams, Jerry**—Football

INLAND EMPIRE

The Inland Empire Hall-of-Fame displays are located in the Hall-of-Fame Room of the Spokane Arena.

WSU members in the Inland Empire Sports Hall-of-Fame are:

- Adams, Sam—Coach, Teacher
- Bailey, Arthur "Buck"—Coach (Baseball)
- Bates, Stan—Administrator
- Bishop, Gale—Basketball
- Bohler, J. Fred "Doc"—Administrator
- Brayton, Charles "Bobo"—Coach (Baseball)
- Campbell, Hugh**—Football
- Chaplin, John—Coach (Track and Field)
- Cogdill, Gail**—Football
- Deeter, Ike—Coach (Boxing)
- Dietz, William "Lone Star"**—Coach (Football)
- Edwards, Glen "Turk"**—Football
- Ellingsen, Carl**—Football
- Friel, Jack—Coach (Basketball)
- Hanley, Dick**—Coach (Football)
- Hein, Mel**—Football
- Hollingbery, Orin E. "Babe"**—Coach (Football)
- Lincoln, Keith**—Football
- Lindgren, Gerry—Track
- Meeker, Herbert "Butch"**—Football
- Mooberry, Jack—Coach (Track)
- Petragallo, Roy—Boxing
- Robertson, Bob—Broadcaster
- Roffler, Bud**—Football
- Sheridan, Linda—Coach (Volleyball, Basketball)
- Swift, Paul—Track
- Torgeson, LaVern**—Football
- Williams, Jerry**—Football

Bold type indicates football affiliation.



ORIN E. "BABE" HOLLINGBERY

COUGAR GREATS – RETIRED NUMBERS

1927-31
Mel Hein

7

Mel Hein, a consensus pick as the greatest center in football, was the first player to have his jersey retired at Washington State University.

Hein wore his famous No. 7 throughout his collegiate and professional career.

An All-America pick following the 1930 season, Hein helped lead the Cougars to an undefeated record that year and into the 1931 Rose Bowl Game against Alabama. WSU lost that game 24-0, but WSU's record in Hein's three varsity seasons was 26-6.

Beside his All-America selection his senior year, he was an All-West Coast pick after having been named to the All-Coast second team as a junior.

He was also a basketball player, starting at center his junior year for coach Jack Friel's club.

From WSU it was on to the New York Giants, where he played 15 years. Hein was inducted as a charter member into the National Football League Hall of Fame. He was also inducted as a charter member into the Washington State University Athletic Hall of Fame on Oct. 20, 1978, and is a member of the Washington State Sports Hall of Fame and the Inland Empire Sports Hall of Fame.

Eight times an All-Pro center, he was the NFL's most valuable player in 1938. He coached four years, both as head coach and as an assistant.

From 1966-67 he was the supervisor of officials for the American Football League.

In 1969, Hein was voted one of the 11 all-time best professional and collegiate football players in a vote conducted in conjunction with professional football's Centennial celebration.

The Washington State University Board of Regents honored Hein May 14, 1983, with its Distinguished Alumnus Award, the highest award bestowed a Cougar alum.

Hein is also a charter member of The College Hall of Fame, one of two Cougars honored by the National Football Foundation.

In 1999, he was one of three centers named to *The Sporting News* All-Century team for college players.



1974-78
Jack Thompson

14

Jack Thompson finished his career in 1978 as the most prolific passer in the history of the National Collegiate Athletic Association.

Thompson, who was granted a fifth year after missing the 1974 campaign with a knee injury, passed for 7,818 yards for a NCAA record. He became the fourth quarterback in NCAA history to pass for 2,000 yards or more in three seasons.

He established Pacific-10 Conference and WSU records for passes attempted (1,086), passes completed (601), and total plays (1,345). He tied the conference mark for touchdown passes (53) and touchdowns responsible for (63).

Other NCAA career accomplishments by Thompson placed him third in total offense with 7,698 yards, third in pass completions with 601 and tied for fifth with his 53 TD tosses. He became the first junior in the history of the conference to surpass the 5,000 yard barrier in passing.

In 1976 he set a conference record for passing yards with 2,762, completions (208) and touchdown passes (20). He was an All-Pac-8 first team pick as voted by the coaches, All-West Coast UPI first team and a second team AP pick, All-America honorable mention by AP and two-time Pac-8 player of the week.

In 1977 he was named to the All-Pac-8, AP and UPI All-WestCoast second teams and was named an AP All-America honorable mention.

Prior to the 1978 campaign he was a Playboy All-America pick and appeared on the cover of *Street and Smith Magazine*. He was All-Pac-10 first team and UPI All-West Coast second team. Following the season he played in the Challenge Bowl and was named MVP, and played in the Hula Bowl. The National Football League scouts voted him to the Sporting News All-America first team.

Thompson was the third player selected in the 1979 NFL draft, going to the Cincinnati Bengals. He later played for Tampa Bay.

He was only the second football player and the third athlete in WSU history to have his jersey retired.



COUGAR RADIO NETWORK

THE BROADCAST TEAM

Hall of fame announcer **Bob Robertson Sr.** is in his 41st season calling Cougar football action. When Cougar fans gather and talk about Saturday afternoons in the fall on the Palouse, football and Robertson just naturally become part of the conversation.

The long-time Cougar broadcaster began his association with WSU football in 1964 and with the exception of a three-year period in 1969-71, he's been calling the Cougar action ever since.

Robertson's peers have selected him Washington Sportscaster of the Year 12 times, validating what Cougar fans have known for years - he is simply the best. In 1995 he was named the State Broadcaster of the Year.

Robertson was inducted into both the WSU Athletic Hall of Fame and the Inland Empire Hall of Fame in 2001-02, and in August 2004 received the prestigious Chris Schenkel Award at ceremonies held at the College Football Hall of Fame in South Bend, Ind. At the same time he became the first broadcaster west of the Mississippi to be inducted into the College Football Hall of Fame - broadcaster division. He is also a member of the Pierce County Hall of Fame.

Bob's association with WSU runs deeper than just football broadcasts. For 23 years he was the voice of Cougar Basketball, including several NCAA tournament teams. In 1978-79, he was named WSU's Dad of the Year and he also worked with the WSU Cougar Club on the west side in the 1980's.

Robertson was born in Fullerton, Calif., during spring training of the Seattle Indians of the Pacific Coast League. At the time his father was a player for the Seattle club.

After graduating from Blaine (Wash.) High School, he attended Western Washington University in Bellingham, where he launched his broadcasting career. His first broadcasting exposure came as a young actor for the Canadian Broadcasting Company in Vancouver, B.C., then bloomed while attending college.

In 1948 Robertson signed to play professional baseball, but a year later gave up playing to become the voice of the Wenatchee Chiefs of the Western International League, his first full-time broadcasting opportunity.

Among his many accomplishments, Robertson has:

- Spent 25 years calling Pacific Coast League baseball in Seattle and Tacoma;
- Broadcast professional soccer in Seattle, Tacoma and Portland; he was Washington's Soccer Man of the Year in 1983;
- Broadcast hockey, boxing, wrestling and hydroplane races
- Had his "cup of coffee" in major league baseball, broadcasting some Seattle Mariner games in the late 1990's
- Served as television sports anchor in the Seattle market for 25 years, including time with KSTW (called KTNT 1956-70, then KSTW 1976-83) and KMO (he helped put them on the air);
- Currently voice of the Spokane Indians baseball team and Pacific Lutheran University basketball;
- Served as the television voice of Notre Dame football and basketball for two years in the 1950's.

This fall Bob and wife Joanne celebrate their 56th anniversary. They have four children, Hugh, Janna, John and Rebecca, and seven grandchildren. The Robertson's have resided in Tacoma since 1950, with the exception of his stint with Notre Dame.

As much as Robertson is part of Cougar Football Saturday, so is his closing broadcast signature, "Always be a good sport, be a good sport all ways."

Joining Robertson in the broadcast booth for the seventh year is a name familiar very to Cougar football fans, former Cougar head coach (1978-86) **Jim Walden**. Walden is the third winningest coach in WSU football history.

Known for his wit and charm, Walden later coached the Iowa State, then in 1995 moved into the broadcasting profession, both in radio and TV, while continuing to live in Iowa.

Walden, who beat every team in the Pacific-10 Conference while at WSU, is perhaps best remembered for resurrecting a struggling program that had three coaches in three years, and for guiding WSU to the 1981 Holiday Bowl, the Cougars' first bowl appearance in 51 years. Jim now lives in Harrison, Idaho.

Patrolling the sidelines and locker rooms is KXLY's **Bud Nameck**, who also handles the network's play-by-play duties during the Cougar men's basketball season. Nameck served as sports director for at KXLY for 13 years, 1982-95, and was the voice of Cougar football for FOX Sports Northwest for 14 years, 1988-2001.

He is currently the program director for Cougar flagship Newsradio 920 KXLY and resides in Spokane with his wife Diane and daughter Kelsey.

THE COUGAR SPORTS RADIO NETWORK

Cougar football games are broadcast live on the radio throughout the Pacific Northwest via The Cougar Sports Radio Network. The 24-station football network - one of the largest in the Pac-10 - reaches from British Columbia to Oregon and can be heard worldwide via the internet and XM Satellite radio. The men's basketball network includes 15 stations.

The KXLY Broadcast Group produces The Cougar Sports Network, which also features radio coverage of WSU men's basketball, baseball, women's basketball and women's volleyball, and 30-minute coaches show in the fall and winter seasons.

Cougar football broadcasts begin an hour before kickoff, carry through the game and conclude with post-game interviews with players and coaches and a live call-in talk show.

KXLY, which began partnership with the Cougars in 2001 and now runs through 2012, also publishes Crimson & Gray Magazine, the official game-day publication of Cougar football.



Bob Robertson



Jim Walden



Bud Nameck

THE COUGAR SPORTS NETWORK

(Subject to Change)

Location	Station	Frequency
Aberdeen	KXRO*	1320 AM
Bellingham	KPUG*	1170 AM
Centralia	KELA*	1470 AM
Clarkston	KCLK	1430 AM
Cofax	KCLX	1450 AM
Colville	KCVL	1240 AM
Ellensburg	KXAA*	93.7 FM
Everett	KRKO	1380 AM
Grand Coulee	KEYG*	98.5 FM
Longview	KBAM	1270 AM
Moses Lake	KBSN	1470 AM
Mount Vernon	KAPS*	660 AM
Olympia	KGY*	96.9 FM
Omak	KNCW*	92.7 FM
Prosser/Sunnyside	KZXR	1310 AM
Pullman	KHTR	104.3 FM
Pullman	KQQQ	1150 AM
Seattle	KPTK	1090 AM
Spokane	KXLY	920 AM
Tacoma	KHHO	850 AM
Tri-Cities	KONA	610 AM
Walla Walla	KGDC	1320 AM
Wenatchee	KKRT*	900 AM
Yakima	KJOX	1390 AM
Internet		
XM Satellite Radio		wsucougars.com

* = Football only

C O N F E R E N C E
OF
CHAMPIONS

Washington State University is a member of the nation's leading athletic entity—the Pacific-10 Conference.

Joining July 1, 1962, WSU was the first member to be admitted to the original membership of five. The Pacific-8 Conference was organized July 1, 1959, and originally called the Athletic Association of Western Universities. The original membership included the University of California, USC, Stanford University, the University of California at Los Angeles (UCLA) and the University of Washington.

The University of Oregon and Oregon State University joined the Pac-8 July 1, 1964.

The association's members formally adopted the name, Pacific-8 Conference, Sept. 3, 1968.

The Pac-8 officially became the Pacific-10 Conference with the addition of the University of Arizona and Arizona State University on July 1, 1978.

PAC-10 HEADQUARTERS

1350 Treat Blvd., Suite 500
Walnut Creek, CA 94597-8853
(925) 932-4411
FAX: (925) 932-4601

PAC-10 STAFF

Tom C. Hansen, Commissioner
Christine Hoyles, Associate Commissioner (Championships and Administration)
Jim Muldoon, Associate Commissioner (Public Relations)
Duane Lindberg, Associate Commissioner (Electronic Communications)
Mike Matthews, Associate Commissioner (Compliance and Enforcement)
Ben Jay, Associate Commissioner (Business and Finance)
Ron Barker, Associate Commissioner (Enforcement)
Chris Dawson, Associate Commissioner (Olympic Sports)
Dave Hirsch, Assistant Commissioner (Communications)
Verle Sorgen, Coordinator of Football Officiating
Bri Niemi, Assistant Commissioner (Communications)



STANFORD



WASHINGTON STATE



OREGON STATE



WASHINGTON



ARIZONA STATE



CALIFORNIA



ARIZONA



UNIVERSITY OF CALIFORNIA
AT LOS ANGELES



OREGON
OREGON



SOUTHERN
CALIFORNIA

WSU'S MARTIN STADIUM

"A trip to Pullman when the Cougars are winning can be a nightmare for the opposition."

—ESPN Analyst Mel Kiper, who rated Washington State's Martin Stadium the sixth most difficult venue for opposing teams prior to the 2002 season.

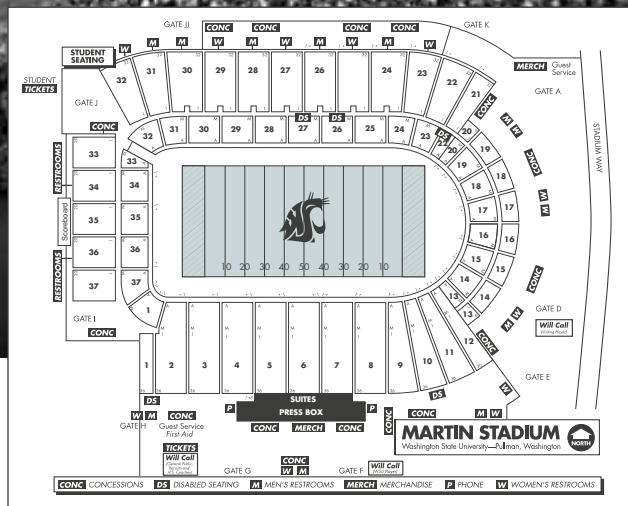


MARTIN STADIUM HISTORY

NAME: Clarence D. Martin Stadium and Academic Center
CAPACITY: 35,117

HISTORY

- 1892—Built as Soldier Field;
- 1895 (November 9)—WSU defeated Idaho 10-4 in the first football game on Soldier Field;
- 1902—The field was renamed Rogers Field in honor of the Governor of the State of Washington, John R. Rogers;
- 1936—Washington State College built a completely new football stadium, but retained the same name; the new stadium was an all-wood structure built on concrete pilings. The field also featured new stands, an enlarged press box and an electronic scoreboard;
- 1970 (April)—Fire destroyed the south stands; a one-million dollar fund drive began after the decision was made to rebuild the stands rather than relocate or build an entirely new stadium; Dan Martin, a Los Angeles businessman, gave \$250,000 to the project with the stipulation the stadium be renamed after his father, Clarence D. Martin. Clarence Martin was Governor of the State from 1933-40;
- 1972 (summer)—first artificial turf (Astroturf) was installed;
- 1972 (Sept. 30)—WSU met Utah in the first game played in refurbished Martin Stadium;
- 1975—New north (student) stands were built;
- 1978 (fall)—Work began on the academic portion of the complex on the south side with the computer center relocating to the complex upon completion of the project in 1979;
- 1979 (January)—Another renovation of the stadium began to increase the seating capacity from 27,600 to 40,000; the floor of the stadium was excavated 16 feet to add 12,400 seats; the track was removed from the stadium and relocated to the Bailey Baseball Stadium area directly north of the football complex, while a new baseball stadium was then built just south and east of Friel Court, home of Cougar basketball; the entire project, like the one in 1970, was funded through contributions; gift-in-kind and the purchase of "stadium builder" seat options; it marked the first time a collegiate football stadium had been enlarged by digging down rather than building up; the project was also funded in part by the Martin family, with Charlotte Martin, widow of Dan Martin, giving \$250,000 to the project; a SuperTurf artificial surface was installed;
- 1979 (October 13)—WSU celebrated Homecoming by defeating UCLA 17-13 before a record crowd of 32,651 in the first game played in the enlarged Martin Stadium;
- 1990 (summer)—Installed the sand-filled Omni-Turf playing surface.
- 2000 (summer)—Installed FieldTurf in Martin Stadium and on Rogers Field.



MARTIN STADIUM ATTENDANCE

40,306	11-15-97	WSU 38, Stanford 28
40,000	10-17-81	WSU 17, UCLA 17
40,000	11-20-82	WSU 24, UW 20
40,000	11-17-84	UW 38, WSU 29
40,000	11-22-86	UW 44, WSU 23
40,000	11-19-88	WSU 32, UW 31
38,434	9-30-89	USC 18, WSU 17
37,600	11-23-96	UW 31, WSU 24 (OT)
37,600	11-17-90	UW 55, WSU 10
37,600	11-21-92	WSU 42, UW 23
37,600	10-8-94	WSU 21, Oregon 7
37,600	10-15-94	Arizona 10, WSU 7
37,600	11-19-94	WSU 23, Washington 6
37,600	11-9-02	WSU 32, Oregon 21
37,600	11-23-02	UW 29, WSU 26 (3OT)
37,444	11-2-02	WSU 44, ASU 22
37,251	11-21-98	Washington 16, WSU 9
37,196	10-10-98	Oregon 51, WSU 29
36,861	10-5-02	WSU 30, USC 27 (OT)
36,770	9-19-98	WSU 24, Idaho 16
36,686	11-5-94	USC 23, WSU 10
36,090	10-21-89	Arizona 23, WSU 21
35,759	10-18-97	WSU 63, California 37
35,283	10-6-01	WSU 34, OSU 27

WSU – A LAND-GRANT INSTITUTION



Washington State University is committed to providing quality education for undergraduate and graduates students within a caring community. The university's motto – "World Class. Face to Face." – reflects that commitment.

Considered one of the leading public research universities in America, WSU has 10 colleges and a Graduate School. WSU offers strong and varied academic programs. The liberal arts and sciences have an important place in the curriculum, along with business, education, architecture, pharmacy, nursing, and the traditional land-grant programs in agriculture, engineering, and veterinary medicine.

WSU offers some 245 fields of study including majors, minors, options and certificate programs. Bachelor's degrees are available in all major areas, with master's and doctoral degrees available in most. The undergraduate core curriculum, including world civilizations courses and writing requirements, is nationally recognized. WSU's Honors College is one of the oldest and most respected all-university programs for academically talented students. WSU confers more than 5,000 bachelor's, master's, professional and doctoral degrees statewide in a typical year.

The state's land-grant research university, WSU was founded in Pullman in 1890. Today, it is co-located in Pullman and Spokane with additional campuses in the Tri-Cities (Richland, Pasco and Kennewick) and in Vancouver, across the Columbia River from Portland, Ore. Regional Learning Centers and the Distance Degree Programs offer access to WSU degrees statewide.

WSU programs in Spokane, about 80 miles north of Pullman, play an important role in the university's educational and research mission. For example, the

Intercollegiate College of Nursing/WSU College of Nursing is located in Spokane. Doctor of pharmacy students are based in Spokane for their third and fourth professional years. Also, completing their degrees in Spokane -- in the Interdisciplinary Design Institute at WSU Spokane on its Riverpoint campus -- are architecture, interior design, landscape architecture and construction management students.

Nearly 1,300 instructional faculty members provide learning opportunities that open students' minds to the most recent knowledge and discoveries. The chance for students to know and work closely with their teachers is a Washington State University tradition.

WSU Elson S. Floyd says "affordability, accessibility and accountability" are keystones to his administration leading Washington State University. He puts high priority on WSU being a research leader and having a global presence. Furthermore, he endorses diversity of thought, opinion, perspective, viewpoints, race and ethnicity as characteristics of a world-class university.

Washington State University realizes the importance of research in all sectors of society. It has produced an impressive and extensive history of basic and applied research since its founding. WSU is known for research strengths in areas as diverse as biotechnology, shock physics, viticulture, sleep, wood technology, computer chips and advertising's impact on healthy decision-making.

WSU's research quality is reflected in the fact that seven of its faculty members have achieved the country's highest honor for scientists and engineers as members of either the National Academy of Sciences or the National Academy of Engineering. Another quality indicator is the university's success in increasing

funding for its research efforts. Both facts support WSU's position among the nation's premier research institutions.

The Pullman campus serves more than 18,600 undergraduate and graduate students. This figure includes those in the Distance Degree Programs. Statewide, WSU has more than 23,300 students.

WSU's Pullman campus is residential in nature, with some 46 percent of the student body living in residence halls, university-owned single and family student apartments, and fraternity and sorority houses. Students enjoy a variety of cultural activities in an area that benefits from two universities. The University of Idaho is eight miles away in Moscow, Idaho.

WSU students of diverse social, economic, and ethnic backgrounds from throughout the nation and more than 90 foreign countries come together in an academic community committed to education and leadership development.

Located on College Hill in Pullman, WSU's 620-acre core campus features modern classrooms and libraries, laboratories, museums, student residences, recreational and athletic facilities. For example, the new 94,000-plus-square-foot Smith Center for Undergraduate Education includes classrooms with Internet access at every seat, a cyber café, computer labs and much more. Students enjoy using the Student Recreation Center and also taking part in one of the largest university-sponsored intramural programs in the nation.

Loyal fans, including students, faculty, staff and alumni, cheer on the WSU Cougar women's and men's intercollegiate athletic teams, members of Pac-10 Conference, in on-campus venues.

For more information, visit WSU's web site, www.wsu.edu.

WASHINGTON STATE TRADITIONS

THE COUGAR NICKNAME

Washington State University students officially adopted the nickname "Cougars" October 28, 1919, three days after a reference to "cougars" was used in a football game newspaper story following WSU's upset 14-0 win at California. In the story, a California Bay Area writer said the Pacific Northwest team "played like cougars" in upsetting the Bears.



THE COUGAR MASCOT

In 1927, Governor Roland Hartley presented a cougar cub to the students of the University. This first cougar mascot was called Butch, to honor Herbert "Butch" Meeker of Spokane, a WSU football star at the time. Butch II was presented to the students by Gov. Clarence D. Martin in 1938. Butch III and IV were twin cubs, presented by Gov. Arthur B. Langlie in 1942. Gov. Langlie presented Butch V in 1955. Butch VI, the last live mascot on campus, died in the summer of 1978. He had been presented to WSU by Gov. Albert Rosellini in 1964 from the Seattle Zoo. Today, WSU students in a "Butch the Cougar" mascot costume rally school spirit at athletic contests, including football games and other events.



THE COUGAR HEAD LOGO

In 1936, student Randall Johnson, class of 1938, designed the original Cougar head logo for Washington State College. It was used on the side of college trucks. In 1959, when the institution changed from college to university, he re-created the logo to incorporate the "U" in place of the "C." In 2002, WSU developed a new graphic identity. It employs the Cougar head within a crest, an internationally recognized symbol for higher education.

THE VICTORY BELL

In the late 1800s, the victory bell was mounted on the ground in the center of campus; it rang to start and dismiss classes in those early days. Today, it is located at the Lewis Alumni Centre. A member of the Student Alumni Connection rings it after WSU football wins.



THE UNIVERSITY

The Founding: 1890. The university doors opened in 1892 with 13 collegiate and 46 preparatory students enrolled, according to records in the University Archives.

The Name: Began as Washington Agricultural College and School of Science and became known as Washington State College in 1905. In 1959, the state legislature renamed it Washington State University.

Academic Structure: Colleges are Agricultural, Human, and Natural Resource Sciences; Business; Education; Engineering and Architecture; Liberal Arts; Nursing; Honors; Pharmacy; Sciences; Veterinary Medicine, and the Graduate School.

Outstanding Alumni: The Regents' Distinguished Alumnus Award is the highest honor WSU bestows upon its alumni. Winners include Neva Abelson, co-developer of the Rh blood test; Philip Abelson, father of the atomic submarine; Phyllis Campbell, philanthropy leader and business innovator; Microsoft co-founder Paul Allen; astronaut John Fabian; Mel Hein, WSU and New York Giants professional football all-star; Keith Jackson, ABC-TV college football sportscaster; Far Side cartoonist Gary Larson; Edward R. Murrow, broadcasting's top journalist; Laurence Peter of "The Peter Principle;" Green Revolution's Orville Vogel; sociologists William Julius Wilson and James E. Blackwell; and Japanese home economics pioneer Matsuyo Yamamoto.

Campuses: WSU's main campus is in Pullman. The WSU System includes campuses in Spokane, Tri-Cities (Pasco-Kennewick-Richland) and Vancouver, across the Columbia River from Portland, Ore.

Students: More than 16,000 undergraduate and professional students and more than 2,000 graduate students study on the Pullman campus. The WSU System has more than 23,300 students.

Faculty: In the WSU system, there are some 2,200 instructional, research and other faculty and some 3,300 administrative/professional and classified staff.

WSU Web site: Visit the award-winning Washington State University Web site, www.wsu.edu, for more information.

PULLMAN

Location: Home of the National Lentil Festival each August, Pullman is eight miles from the Washington-Idaho border, in the southeastern part of the state. It is eight miles west of Moscow, Idaho; about 80 miles south of Spokane, Washington, and about 30 miles north of Lewiston, Idaho.

Pullman's Beginnings: Originally known as Three Forks, because the Missouri Flat Creek from the north, Dry Creek from the south, and the South fork of the Palouse River from the east converge at this point. The town became Pullman in 1881. One story is that the name came from George Pullman, the king of the great railroad sleeping-car. Pullman was incorporated in 1886.

Climate: Dry and clear much of the year, with hot summers and cold winters, often with snow. The average annual rainfall is 21 inches per year.

Population: About 27,000, including WSU students.

Pullman is built on hills: Washington State University is on College Hill. The other hills are Military, Pioneer and Sunnyside.

Pullman and Moscow are "Dreamtowns:" Pullman and neighboring Moscow, Idaho, are the university cities because WSU and the University of Idaho have their main campuses in the two respective cities, located eight miles apart. They are also "Dreamtowns," according to Demographics Daily. In a study, the two cities and 139 other U.S. locations were called "Dreamtowns" recognizing quality of life based on various criteria including vitality, supply of good jobs, freedom from stress, connection to cultural mainstream, support for schools, access to health care, low cost of living, and small town character. Another quality indicator is for Pullman Regional Hospital. In December 2006, the hospital was ranked in the top one percent (or 99th percentile) out of 1,499 hospitals nationwide in overall patient satisfaction.

Pullman has highly rated public schools: In a survey of 15,892 districts nationally, the Pullman School District was named one of the 100 Best in the U.S., according to an issue of *Offspring*, parenting magazine from the editors of *The Wall Street Journal's SmartMoney*.

THE PALOUSE

The Geographic Area: Known as the Palouse ("Pah-loose"), an area between the moist forests of the Rocky Mountains and the dry scablands of Washington. Its irregularly shaped rolling hills were formed by the erosion of thick basalts, followed by a deposition of a loess soil which, with excellent water-holding ability, is the fertile basis for the rich agricultural production of the area.

Beauty of the Palouse: A book, "The Most Beautiful Place in the World," Friendly Press, edited by Jay Maisel, says the "Palouse is the Louvre of farmlands. Four thousand square miles of rolling hills...it has the perfect combination of topography, weather, crops and farming methods to produce a stunning collection of ... land-art." *National Geographic*, June 1982, calls it "A Paradise Called the Palouse."

Early Inhabitants: Long before white explorers arrived, Indian tribes, including the Cayuse, Coeur d'Alenes, Nez Perce, Palouse, Umatillas, Walla Walla, Yakamas, and Spokanes, could be found within a 100-mile radius of Pullman. The Nez Perce are credited with the development of the famous Appaloosa horse. Moscow, Idaho, eight miles from Pullman, is home of the national Appaloosa Museum and Heritage Center.

Lewis and Clark traveled near the Palouse: In 1805, Meriwether Lewis and William Clark followed an Indian trail across the Bitterroot Mountains of Idaho to the Clearwater River, near the Palouse region. They were the first white men to traverse the vast inland plateau. Their exploration opened up the "Inland Empire" to further exploration and settlement.

HEART OF THE PALOUSE

WSU enrolls more than 23,300 students statewide. Pullman is located about 80 miles south of Spokane. The area offers opportunities for fun and relaxation. Many nationally noted bands, musicians, and dance companies come to campus. As a member of the Pacific-10 Conference, WSU provides exciting competition for the sports spectator. There are beautiful parks in and around Pullman. And, there are ski areas within easy driving distance from Pullman.



ELSON S. FLOYD

PRESIDENT



Elson S. Floyd is Washington State University's 10th president. He took office in the summer of July after serving as president of the four-campus University of Missouri during 2002-2007.

"Affordability, accessibility and accountability" are keystones to his administration leading WSU. He puts high priority on WSU being a research leader and having a global presence. Furthermore, he endorses diversity of thought, opinion, perspective, viewpoints, race and ethnicity as characteristics of a world-class university.

Floyd, 51, served as president of Western Michigan University from 1999 to 2002, and held several administrative positions at the University of North Carolina Chapel Hill, including deanships in student affairs and the College of Arts and Sciences.

Previously, he spent two years as executive director of the state of Washington Higher Education Coordinating Board, the agency responsible for statewide coordination, planning, oversight, policy analysis and student financial aid programs for Washington's post-secondary education system. From 1990 to 1993, he served as vice president for student services, vice president for administration and executive vice president at Eastern Washington University.

He began his career in 1978 at the University of North Carolina at Chapel Hill, where he held deanships in the Division of Student Affairs, the General College and the College of Arts and Sciences. From 1988 to 1990, he was assistant vice president for student services for the UNC system office, where he helped develop and articulate student affairs and academic affairs policy for the 16-campus university system.

A native of Henderson, N.C., Floyd holds a bachelor of arts degree in political science and speech, a master of education degree in adult education, and a doctor of philosophy degree in higher and adult education, all from the University of North Carolina at Chapel Hill.

Floyd and his wife, Carmento Floyd, have two grown children.

ANNE M'COY

SENIOR ASSOCIATE DIRECTOR OF ATHLETICS/SWA



Veteran intercollegiate athletics administrator Anne McCoy has served Washington State University since 2001 and as been WSU's senior women's administrator since the summer of 2007. Joining the athletics department as an associate director, McCoy was promoted to a senior associate director in 2004

The Wisconsin native and 1989 graduate of the University of Massachusetts holds a bachelor's degree in sports management.

As a senior associate director she is charged with overseeing all aspects of WSU's athletic budget and supervises the Cougar's budget office, football, equipment and computer support operations.

As WSU's senior women's administrator, McCoy serves on several Pacific-10 Conference committees, including the SWAC Committee, Committee on

Medical Care and the SAC advisory Committee. This year she also serves as vice-president elect for the Pac-10 Council.

McCoy started her sports management career with the Pittsburgh Penguins in 1988, where she expanded the club's business sponsorships and maintained customer service relationships with existing accounts.

A year later, after receiving her degree, McCoy was named the assistant athletic business manager at the University of Connecticut. While with the Huskies she helped design and implement a comprehensive computerized budget tracking system for the athletic department.

From 1989-95, McCoy served the University of Maine as the associate director for finance and administration. During her tenure with the Black Bears, she prepared, organized and supervised all budget operations. McCoy then took on similar responsibilities at St. Louis University for two years, 1995-96. While a member of the Billiken staff, she also was responsible for the development of monthly revenue and expense reports for all operating, development and endowment accounts.

In 1996 McCoy made the move west, joining the staff at Portland State University as senior associate director. In her new role, McCoy managed all internal Viking staff and daily department operations and represented the director when needed. She oversaw compliance, academic support and student life programs at PSU, along with sports medicine, equipment operations and business affairs. From PSU she joined the WSU staff.

JIM STERK

DIRECTOR OF ATHLETICS



Washington native James M. Sterk was appointed Washington State University's director of athletics in June of 2000. In his six years, Sterk has seen unprecedented growth and success by the Cougars' 17 intercollegiate teams and 450 individuals who compete for WSU annually.

On the academic front, WSU earned 113 selections to Pacific-10 Conference All-Academic teams in 2004-05. That figure represented the most student-athletes to earn such an honor during an academic year in school history. WSU nearly reached this standard in 2005-06 with 109 selections to conference all-academic teams.

On the field, Cougar Athletics has enjoyed extraordinary achievements highlighted by three consecutive 10-win seasons by the football program from 2001-03. Most recently, 10 sports were represented either as a team or individually in NCAA postseason competition during the 2005-06

season. Featured in this group was the rowing team's fourth place finish at the NCAA Championships, the highest finish ever by a WSU women's team in NCAA postseason competition.

Facility improvements have also been among projects Sterk has tackled. Following the 2006 football season, the initial phases of a renovation to Martin Stadium, the home of Cougar football, will commence. WSU recently completed a major baseball field renovation, becoming the first collegiate field to feature FieldTurf as a playing surface. In addition, plans are underway for an ambitious capital improvement plan that will enhance many other WSU sport facilities.

A 1980 graduate of Western Washington University, Sterk received his master's degree in sports administration from Ohio University. His professional career has included positions at North Carolina, Maine, Seattle Pacific, Tulane and Portland State, the latter as director of athletics for five years before joining the Cougar staff.

The foundation of Sterk's leadership plan is based on five areas: the student-athlete experience, resource acquisition, personnel, political dynamics, and facilities. All five areas have enjoyed growth in his first six years at Washington State University.

Sterk currently is a member of the prestigious NCAA Championship/Competition cabinet and has served on numerous Pacific-10 Conference committees during his tenure at WSU.

KEN CASAVANT

FACULTY ATHLETICS REPRESENTATIVE



Professor Ken Casavant, a member of the Washington State University family since 1967, currently serves as WSU's Faculty Athletics Representative to the Pacific-10 Conference and the National Collegiate Athletic Association. He is a past president of the Pac-10 and was recently chosen to serve on the NCAA Division I Management Council.

Casavant came to WSU as a graduate research assistant in the Department of Agricultural and Resource Economics. He was named an assistant professor in 1971, an associate professor in 1975 and a full professor in 1980.

In 2004, Casavant received the honor of giving the Distinguished Faculty Address, the University's oldest award and also received the Sahlin Excellence in Public Service award for the University. In 1979, Casavant received the R.M. Wade award for outstanding teacher in the college of agriculture at

WSU, and in 1990, he earned the distinguished WSU Faculty of the Year award. Casavant was elected vice-chair (1991-92) and chair (1992-93) of the WSU Faculty Senate and has been accorded the Distinguished Teacher award by the American Agricultural Economics Association. He was named Distinguished Scholar by the Western Agricultural Economics Association in 2003 for his nationally recognized work as a transportation economist.

During his tenure at WSU, Casavant has served as associate director for the Washington State Transportation Center (1984-87) and the interim Vice-Provost for Academic Affairs and interim Vice-Provost for Research (1998).

The North Dakota native is a 1965 graduate of North Dakota State University, where he earned a bachelor's degree in agricultural economics. He received his master's degree from NDSU, followed by a Ph.D., from WSU in 1971.

Ken and his wife Dorothy have two grown daughters, Michele and Colette.

STUDENT RECREATION CENTER



The student recreation center opened spring of 2001. Its 150,000 square feet contains seven gymnasiums, a four-lane indoor track, 17,000 square feet of fitness training area, five-lane lap pool, leisure spa, three multi-purpose rooms (aerobic/martial arts), four racquetball courts, a wellness center, a juice bar and a fireplace lounge.

SRC AWARDS

- Outstanding Indoor Sports Facility Award, National Intramural Recreation Sports Association, 2002
- Facility Award of Merit, Athletic Business, 2001
- Award of Excellence, Washington Parks and Recreation Association, 2001
- Outstanding Design Award, Illuminating Engineering Society of North America, 2001



COUGAR HEAD COACHES

2007 OUTLOOK
WSU COACHES
PLAYER PROFILES
WSU OPPONENTS
2006 IN REVIEW
COUGAR HISTORY

FOOTBALL



Bill Doba, 5th Year
Bill Doba's 19-year WSU career, the last five as head coach, includes six bowl game appearances, among them two Rose Bowl games. The former WSU defensive coordinator took over the program in 2003 and directed the Cougars to a 10-win season and a victory over Texas in the Holiday Bowl.

VOLLEYBALL



Brian Heffernan, 4th Year
Heffernan came to WSU after assisting Minnesota's program to four NCAA appearances. During his three seasons at WSU, the Cougars have led the conference and been eighth nationally in blocking statistics and four members of his recruiting classes have been selected for conference all-freshman team honors.

SOCCER



Matt Potter, 5th Year
Matt Potter, in his fifth season, is coming off a 9-7-4 year, his third straight winning season. The Cougars just missed the NCAA tournament last year with a squad that had just two seniors. This year's club will be built around a solid senior class and a group of sophomores ranked 37th nationally by Soccer Buzz magazine a year ago as freshmen.

CROSS COUNTRY



Jason Drake, 4th Year
Jason Drake has been a member of WSU's coaching staff for six years, the last four as head coach of the men's and women's cross country teams. Last year WSU's men's team finished 29th at the NCAA Championships and this year returns the bulk of that squad. All-American distance runner Haley Paul, returns for her senior year.

SWIMMING



Erica Quam, 6th Year
Erica Quam continues to take women's swimming to new heights at WSU. The six-year head coach guided WSU to 34th at the NCAA Championships last year and senior Erin McCleave became just the second WSU swimmer to earn All-America honors multiple times. She finished tenth and 14th in the 1650 and 200 freestyle events.

MEN'S BASKETBALL



Tony Bennett, 2nd Year
In his first season as head coach, Tony Bennett guided WSU into the second round of the NCAA tournament and a second place finish in the Pac-10. It was WSU's first NCAA appearance since 1994 and the 26 wins equaled the school record. Bennett became the most decorated coach in Pac-10 history with nine national coach-of-the-year honors.

WOMEN'S BASKETBALL



June Daugherty, 1st Year
June Daugherty, in her first season as WSU's head coach, brings to the program and wealth of experience and success in the Pacific-10 Conference. During her career she has taken two teams to the NCAA tournament seven times, plus three WNIT appearances, in the span of 18 years. The former All-American player was national coach of the year finalist in 2003.

GOLF



Walt Williams, 10th Year
Since taking over the WSU men's and women's programs in 1998 Walt Williams' golf teams have rewritten the Cougar record book and crowned two All-Americans. Both teams have competed in the NCAA West Regionals, the women for seven straight seasons. Williams is the winningest golf coach in the school's history with 22 team titles.

TENNIS



Lisa Hart, 5th Year
The Cougar tennis program, under the direction of fifth-year head coach Lisa Hart, has been nationally ranked each of the last four seasons and has recorded 14 wins each of the last two years, resulting in back-to-back winning campaigns. The 2008 team will be led by senior Ekaterina Burduli, an NCAA Championship qualifier in the 2006 singles competition.

BASEBALL



Don Marbut, 4th Year
Don Marbut, in his fourth year as WSU's head coach and fifth with the program, has guided the Cougars to back-to-back winning seasons for the first time since the 1993-94 campaigns and in his three previous years as head coach has won 85 games, the most ever in WSU history in the first three years of a coaches tenure.

ROWING



Jane LaRiviere, 6th Year
The Cougars have earned three NCAA bids in Jane LaRiviere's previous five seasons. Her 2006 season was the best in program history, with WSU placing second at the Pacific-10 Conference Championships and then fourth at the NCAA Championships. WSU's success earned her Pac-10 and CRCA West Regional coach-of-the-year honors.

TRACK & FIELD



Rick Sloan, 14th Year
Rick Sloan is the dean of WSU coaches, having been with the program for 35 years, including the last 14 as head coach of both the men's and women's programs. He has directed 28 WSU athletes to NCAA Outdoor All-America status 49 times and mentored 22 Cougar athletes to NCAA Indoor All-America status 35 times.

ATHLETIC STAFF DIRECTORY

ADMINISTRATIVE STAFF (509-335-0311)

Bohler Athletic Complex 110, Pullman, WA 99164-1602
Jim Sterk, Director of Athletics
Ken Casavant, Faculty Athletics Representative
Anne McCoy, Senior Associate Director of Athletics/SWA
Pam Bradetich, Senior Associate Director of Athletics
John Johnson, Senior Associate Director of Athletics
Pete Isakson, Associate Director of Athletics (External Operations)
Steve Robertello, Associate Director of Athletics (Compliance)
John David Wicker, Associate Director of Athletics (Event and Facility Operations)
Bill Drake, Assistant Director of Athletics (Athletic Training Services)
Ernie Housel, Special Assistant to the Senior Associate Director of Athletics
Leslie Johnson, Assistant Director of Athletics (Business Operations)
Rob Oviatt, Assistant Director of Athletics (Physical Development)
Chris Cook, Director of Academic Support Services
Casey Fox, Director of Marketing
Dan Meyer, Director of Ticket Sales and Operations
Kurt Mueller, Manager of Information Services
Milton Neal, Director of Equipment Operations
Pippa Pierce, Director of Career and Personal Development
Scott Vik, Director of Sports Video

MEDIA RELATIONS (509-335-COUG)

Bohler Athletic Complex 195, Pullman, WA 99164-1602
TBA, Director (Media Relations) (H/332-8309)
Bill Stevens, Assistant Director/Football Contact (C/916-761-7005)
Linda Chalich, Assistant Director (H/334-2921)
Craig Lawson, Assistant Director (H/338-4556)
Jessica Schmick, Assistant Director
Erica Beck, Intern
Cory Rice, Student Assistant
Jaime Schroeder, Student Assistant
Kyle Vetter, Student Assistant
Elizabeth Wiley, Student Assistant

BASEBALL (509-335-0310)

Bohler Athletic Complex M40, Pullman, WA 99164-1602
Don Marbut, Head Coach
Travis Jewett, Assistant Coach
Gregg Swenson, Assistant Coach

MEN'S BASKETBALL (509-335-0240)

Bohler Athletic Complex M42, Pullman, WA 99164-1602
Tony Bennett, Head Coach
Ben Johnson, Assistant Coach
Ron Sanchez, Assistant Coach
Matt Woodley, Assistant Coach
Mike Heideman, Director of Player Development/Operations
Ronnie Wideman, Operations Coordinator

WOMEN'S BASKETBALL (509-335-0276)

Bohler Athletic Complex 220, Pullman, WA 99164-1602
June Daugherty, Head Coach
Mike Daugherty, Associate Head Coach
Mo Hines, Assistant Coach
Brian Holsinger, Assistant Coach
Kate Werner, Coordinator of Basketball Operations

FOOTBALL (509-335-0250)

Bohler Athletic Complex 102, Pullman, WA 99164-1602
Bill Doba, Head Coach
Steve Broussard, Running Backs
Leon Burtnett, Safeties
David Wolkosky, Cornerbacks
Mike Levenseller, Wide Receivers/Offensive Coordinator
Marty Long, Defensive Line
Greg Peterson, Tight Ends/Recruiting Coordinator
Timm Rosenbach, Quarterbacks
Mike Walker, Defensive Tackles
George Yarno, Offensive Line
Shawn Deeds, Coordinator of Football Operations
Mike Anderson, Graduate Assistant
Pete Sterbick, Graduate Assistant
Kevin C. Night Pipe, Football Video Coordinator

M/W GOLF (509-335-0224)

Bohler Athletic Complex M37, Pullman, WA 99164-1602
Walt Williams, Head Coach
Kari Sampson, Assistant Coach
Jerry Langreder, Assistant Coach

ROWING (509-335-0309)

Bohler Athletic Complex M25, Pullman, WA 99164-1602
Jane LaRiviere, Head Coach
Tara Medina, Assistant Coach
Christina Meyer, Assistant Coach/Novice
Paul Hawksworth, Graduate Assistant

SOCCER (509-335-0306)

Bohler Athletic Complex M10, Pullman, WA 99164-1602
Matt Potter, Head Coach
Lindsey Jorgensen, Assistant Coach
Erin Otagaki, Assistant Coach

SWIMMING (509-335-0273)

PEB 111, Pullman, WA 99174-1602
Erica Quam, Head Coach
Suzanne Yee, Assistant Coach

TENNIS (509-335-0308)

Bohler Athletic Complex M40, Pullman, WA 99164-1602
Lisa Hart, Head Coach
Courtney Steinbock, Assistant Coach

M/W TRACK/CC (509-335-0248)

Bohler Athletic Complex M10, Pullman, WA 99164-1602
Rick Sloan, Head Coach
Debra Farwell, Associate Head Coach
Jason Drake, Assistant Coach, Head CC
Mark Macdonald, Assistant Coach
Matt McGee, Assistant Coach
Ellannee Richardson, Assistant Coach

VOLLEYBALL (509-335-0277)

Bohler Athletic Complex 230, Pullman, WA 99164-1602
Brian Heffernan, Head Coach
Ken Ko, Associate Head Coach
Gretchen Killebrew, Assistant Coach
Mark Killebrew, Operations Coordinator



WSU MEDIA

NEWSPAPERS

THE SPOKESMAN-REVIEW (AM). W. 999 Riverside, Spokane, WA 99210-1615. (509) 459-5500. FAX (509) 744-5655. SE – Joe Palmquist. Columnist – John Blanchette. WSU Beat – Vince Grippi.

DAILY NEWS (PM). 409 S. Jackson, Moscow, ID 83843. (208) 882-5561. FAX (208) 883-8205. SE – Aaron Wasser. WSU Beat – Marcus Potts.

LEWISTON TRIBUNE (AM). 505 'C' Street, Lewiston, ID 83501. (208) 743-9411. FAX (208) 746-1185. SE – Jim Browitt. Writers – Dale Grummett, Josh Wright (all write columns).

THE NEWS TRIBUNE (PM). P.O. Box 11000, Tacoma, WA 98411. (800) 388-8742. FAX (253) 597-8360. SE – Dale Phelps. WSU Beat – Todd Milles.

SEATTLE POST-INTELLIGENCER (AM). 101 Elliott, Seattle, WA 98110. (206) 448-8373. FAX (206) 448-8164. SE – Ron Matthews. Writer – Nick Rouso. Columnist – Art Thiel.

SEATTLE TIMES (AM/PM). P.O. Box 70, Seattle, WA 98111. (206) 464-2275. FAX (206) 464-3255. SE – Cathy Henkel. Columnists – Jerry Brewer, Steve Kelley, Bud Withers. WSU Beat – Craig Smith.

TRI-CITY HERALD (AM). P.O. Box 2608, Tri-Cities, WA 99302. (509) 582-1500. FAX (509) 582-1510. SE – Jeff Morrow. Columnist – Hec Hancock. WSU Beat – Eric Degerman.

DAILY EVERGREEN (AM). Murrow Hall 113, Pullman, WA 99164-2510. (509) 335-4573. FAX (509) 335-7401.

ASSOCIATED PRESS. W. 926 Sprague, P.O. Box 2173, Spokane, WA 99201. (509) 624-1258. FAX (509) 747-7641. Nick Geranios or John Wiley.

TELEVISION

KXLY-TV (ABC, Channel 4). W. 500 Boone, Spokane, WA 99201. (509) 324-4040. FAX (509) 327-3932. SD – Dennis Patchin. Associate SD – Rick Lukens. Reporter – Allison Leep, Keith Osso.

KREM-TV (CBS, Channel 2). S. 4103 Regal, Spokane, WA 99203. (509) 838-7371. FAX (509) 448-6397. SD – Tom Hudson.

KHQ-TV (NBC, Channel 6). P.O. Box 600, Spokane, WA 99210-0600. (509) 448-3241. FAX (509) 448-4644. SD – John Fritz. Reporter – Derek Deis.

KLEW-TV (CBS, Channel 3). 2626 17th Street, Lewiston, ID 83501. (208) 746-2636. FAX (208) 746-4819. SD – Sabrina Beale.

RADIO

KCLX Radio (1450). P.O. Box 8849, Moscow, ID 83843. (208) 882-2551. FAX (208) 883-3571. Sports – Steve Grubbs.

KXLY Radio (920). W. 500 Boone, Spokane, WA 99201. (509) 329-4306. Sports – Bud Nameck.

KQQQ/KHTR (1150/104.3). 1101 Old Wawawai Road, Pullman, WA 99163. (509) 332-6551. News – Evan Ellis.

Cougar Broadcast Team. Bob Robertson - 253-564-2473 (H), Jim Walden - 208-689-9168 (H), Bud Nameck - 509-329-5040, 994-7788 (H).

MEDIA SERVICES

Telephones: Visiting media, including play-by-play radio stations, can order phones through WSU Information Technology Services at 509-335-3355.

Credentials: Credential requests must be made 48 hours in advance of Cougar football games. Unless otherwise requested, credentials will be issued through the "Will Call" window at the main entrance to Martin Stadium.

Statistics, Summaries: WSU uses StatCrew to compile statistics for all home games. A play-by-play and final stats will be distributed in the press box at the conclusion of each game. Press books, releases and cumulative statistics are also available prior to the game.

Website: WSU's home page of sports information, including all releases, game summaries and stats is available through the internet at www.wsucougars.com